



## **Citizen Science Monitoring on Midpen Preserves Western Pond Turtle**

**Step 1. Using a cell phone, tablet or desktop device – navigate to [iNaturalist](http://www.iNaturalist.org). ([www.iNaturalist.org](http://www.iNaturalist.org))**

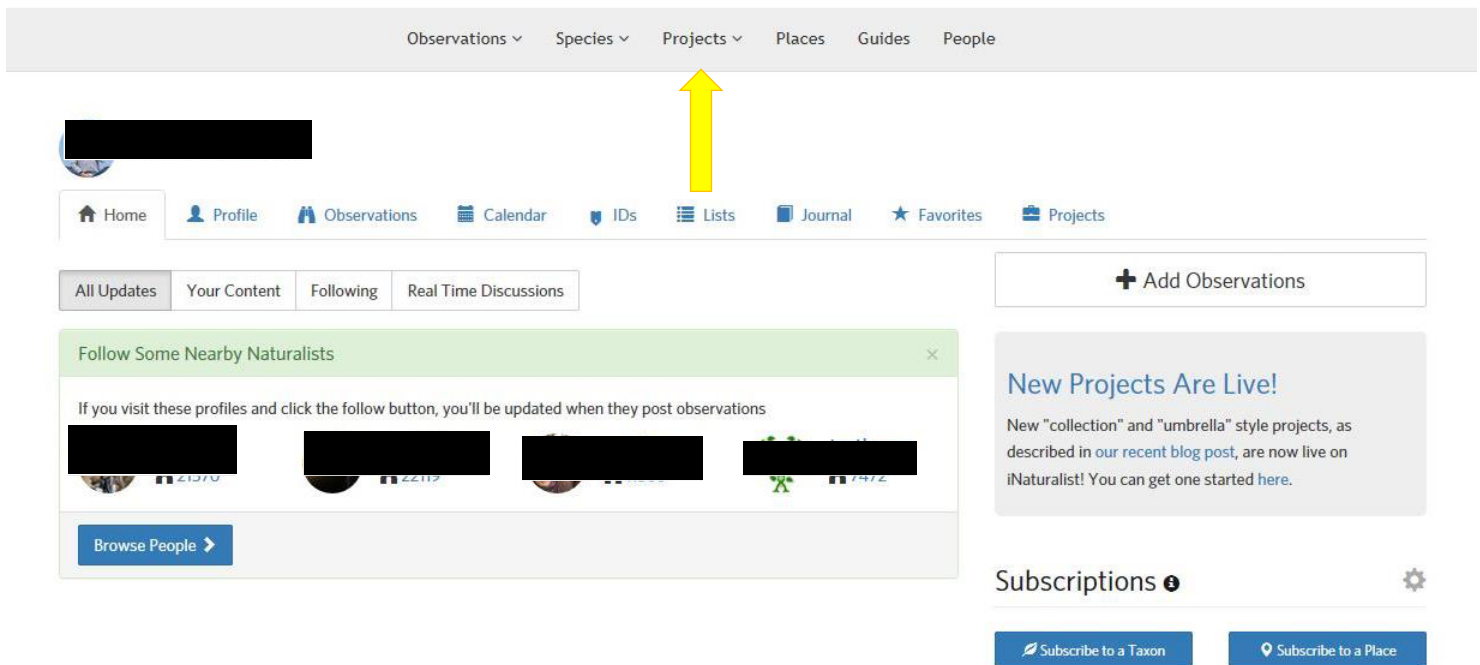
Create an account or use your existing Login. Account access is free. Cell reception is required to use the program – if cell reception is not available onsite, observers may have to enter data at a later time. Depending on which device you prefer to use, see the following instructions. Both are acceptable.

**[DESKTOP ACCESS INSTRUCTIONS](#)**

**[PHONE / APP ACCESS INSTRUCTIONS](#)**

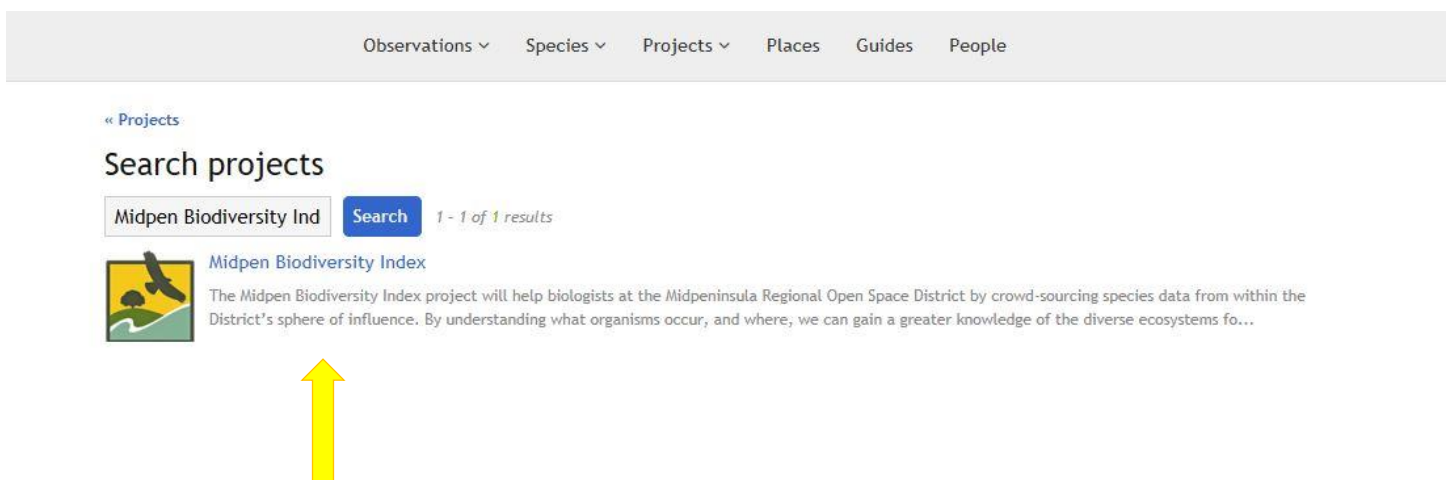
## DESKTOP ACCESS INSTRUCTIONS

**Step 2. Navigate to the Projects tab at the top of the page.**



The screenshot shows the top navigation bar of the iNaturalist website. The 'Projects' tab is highlighted with a yellow arrow. Below the navigation bar, there is a user profile section with a blacked-out name and a 'Home' button. A secondary navigation bar includes 'Home', 'Profile', 'Observations', 'Calendar', 'IDs', 'Lists', 'Journal', 'Favorites', and 'Projects'. Below this, there are tabs for 'All Updates', 'Your Content', 'Following', and 'Real Time Discussions'. A green banner titled 'Follow Some Nearby Naturalists' is visible, along with a 'Browse People' button. On the right side, there is a '+ Add Observations' button, a 'New Projects Are Live!' announcement, and a 'Subscriptions' section with buttons for 'Subscribe to a Taxon' and 'Subscribe to a Place'.

**Step 3. Search for “Midpen Biodiversity Index” and select the page link with the Midpen icon.**  
This will take you to our main project page.



The screenshot shows the search results page for 'Midpen Biodiversity Index'. The search bar contains the text 'Midpen Biodiversity Ind' and a 'Search' button. Below the search bar, there is a result for 'Midpen Biodiversity Index' with a small icon of a bird in flight over a landscape. A yellow arrow points to this icon. The text below the icon reads: 'The Midpen Biodiversity Index project will help biologists at the Midpeninsula Regional Open Space District by crowd-sourcing species data from within the District's sphere of influence. By understanding what organisms occur, and where, we can gain a greater knowledge of the diverse ecosystems fo...'

**Step 4. Enter an observation by selecting the blue “Add observations to this project” button.**

Observations ▾ Species ▾ Projects ▾ Places Guides People

« Projects Terms & Rules | Edit project | Leave this project

## Midpen Biodiversity Index

[Add observations to this project](#)

### Stats

**Totals**

- 3934 Observations »
- 906 Species »
- 37 People »

**Most Observations**

**Most Species**

**Most Observed Species**

- Coast Redwood 54 observations
- Pacific Madrone 49 observations
- Dendroalsia abietina 48 observations
- Ruffle Lichens 42 observations
- Western Sword Fern 33 observations

Map Satellite » Members 55 members

**Step 5. Enter all observation information, including photos and specific location.**

Observations ▾ Species ▾ Projects ▾ Places Guides People

## Add an observation to Midpen Biodiversity Index

[Add: Batch](#) · [From list](#) · [Import](#) · [From photos](#)

What did you see?

Was it captive / cultivated? ⓘ

When did you see it?  
  
(GMT-08:00) Pacific Time (US) ▾  
e.g. "2018-04-27 16:32:03", yesterday at 4pm

Description

Where were you?  
Name of the place you made the observation

Lat:  Lon:  [Edit](#)  
Acc (m):  Src:

Map Satellite

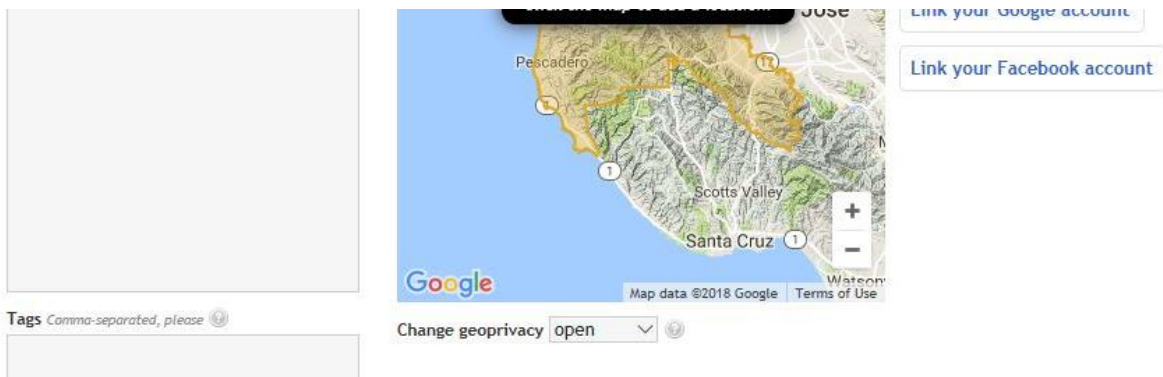
**Add media**

**Select one or more photos**

Sync obs. w/ photo metadata?

We also support Flickr, Google Photos, and Facebook for image hosting.

**Note: At the bottom of this page, there are four observation fields** – report information for each species observed to the best of your ability. The fourth field is specific to turtle observations. Select the blue “Save observation” button to submit your data.



**1.** Number of individuals   
*Number of individuals observed together*

**2.** Developmental Phase   
*life stage of individual*

**3.** Health Rating   
*Overall health of individual*

**4.** Turtle: Behavior   
*If species observed is turtle, describe the dominant behavior of individuals.*

**More fields** 

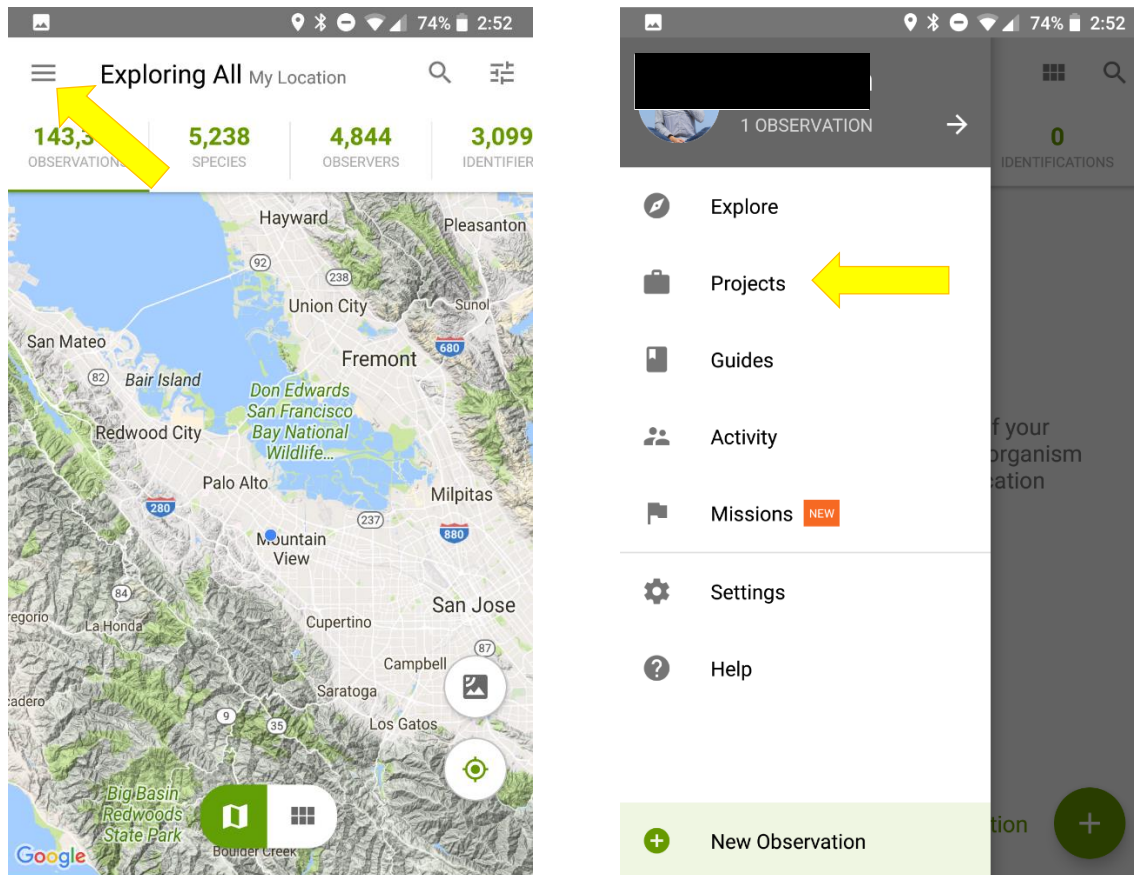
Add a field   [View all fields](#)



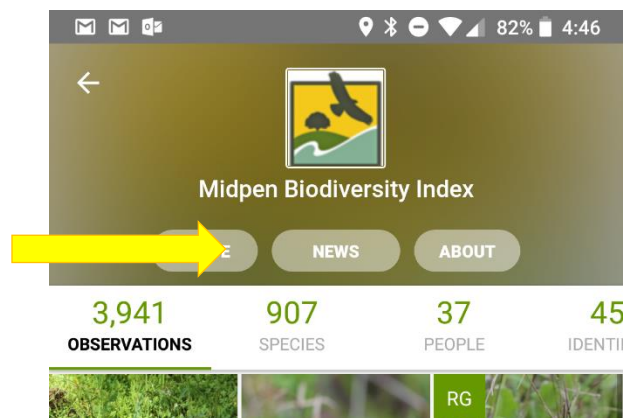
**Step 6. Continue entering more observations as needed.**

## PHONE / APP ACCESS INSTRUCTIONS

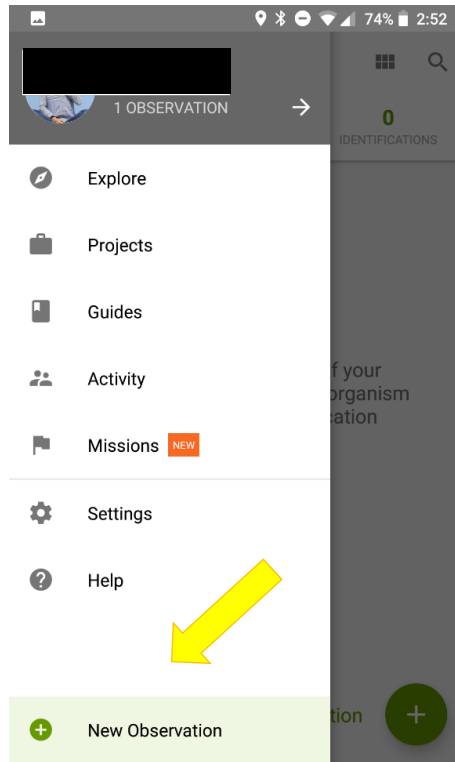
**Step 2. Using the App Menu feature, navigate to the Projects layer.**



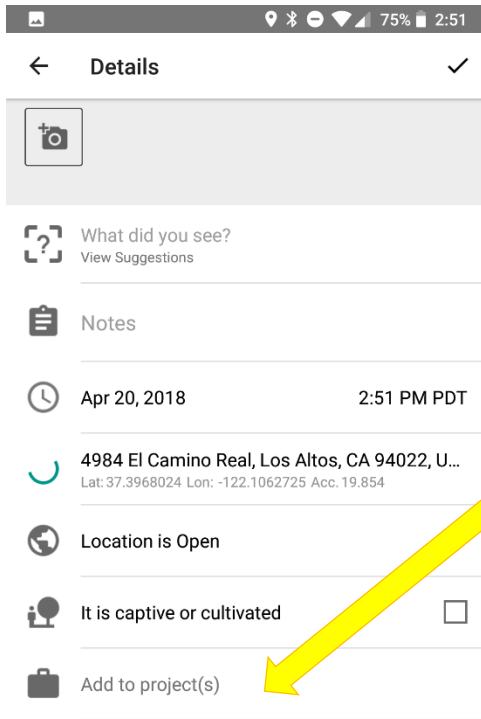
**Step 3. Search for “Midpen Biodiversity Index” and select the page link with the Midpen icon.**  
This will take you to our main project page where you must “Join” before adding new observations.



**Step 4. Enter an observation by selecting the App Menu feature and selecting “New Observation” option.**

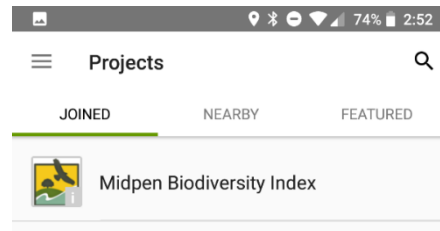


**Step 5. Enter all observation information here, including photos, sounds and specific location.**



Select the check mark to submit your data.

**Note:** You must **add** your observation to the Program Project Page. Select the “Add to project(s)” option.



All Projects that you have Joined should appear in a list to select from.

**Step 6. Continue entering more observations as needed**