



Midpeninsula Regional
Open Space District

Memorandum

DATE: November 9, 2016

MEMO TO: MROSD Board of Directors

THROUGH: Stephen E. Abbors, General Manager

FROM: Shelly Lewis, Public Affairs Manager

SUBJECT: Neighborhood Public Meeting Survey – Summary of Results

At the General Manager's request, the Public Affairs Department recently completed an informal online survey to obtain public input on preferences for the scheduling and notification of public meetings. The survey ran online from August 25 – October 13, and was promoted via the website, social media, monthly newsletter, and the Interested Parties' email list. The Interested Parties' list include individuals who are in the District's database because they are interested in a specific District preserve or project. A total of 209 responses were received.



Survey Highlights:

- Over 88% of the responses came from individuals on an Interested Parties email list.
- 67% of respondents live within District boundaries.
- Over 80% of respondents indicated they prefer weekday meetings.
- Preferred day is Wednesday (40%), and the preferred time 7:00 p.m. (47%).
- Respondents overwhelmingly prefer email notification (93%), but this is possibly skewed by the fact that the survey was promoted and conducted online.
- A majority of respondents had attended a Midpen meeting (70%), which is not surprising given the number of responses that came from Interested Parties.
- 68% of respondents visit a Midpen preserve on a weekly or monthly basis.






The Public Affairs Department has shared this information with District staff, and will encourage the use of this information in scheduling future community meetings.

Survey Questions

1. What would be your preferred time of the week to attend a public meeting in your neighborhood?









Choices	Percentage	Count
Weekday (Monday - Friday)	 83.25%	174
Weekend (Saturday - Sunday)	 16.75%	35
Total		209

2. What would be your preferred day to attend a public meeting in your neighborhood on a WEEKDAY?



Choices	Percentage	Count
Wednesday	 40.23%	70
Tuesday	 29.31%	51
Thursday	 13.22%	23
Monday	 13.22%	23
Friday	 4.02%	7
Total		174

Question only asked of respondents who indicated a preference for Weekday Meeting

3. What would be your preferred start time for a WEEKDAY meeting?





Choices	Percentage	Count
7:00 p.m.	 47.37%	99
6:00 p.m.	 20.10%	42
8:00 p.m.	 10.53%	22
2:00 p.m.	 9.09%	19
5:00 p.m.	 4.78%	10
Would not attend a weekday meeting	 2.87%	6
3:00 p.m.	 2.87%	6
Other [View]	 2.39%	5
Total		209

4. What would be your preferred day to attend a public meeting in your neighborhood on a WEEKEND?






Choices	Percentage	Count
Sunday	 54.29%	19
Saturday	 45.71%	16
Total		35

Question only asked of respondents who indicated a preference for Weekend Meeting



5. What would be your preferred start time for a WEEKEND meeting?

Choices	Percentage	Count
Morning	 31.10%	65
Would not attend a weekend meeting	 25.84%	54
Afternoon	 22.97%	48
Early Evening	 20.10%	42
Total		209









6. How would you prefer to be notified about public meetings?

Choices	Percentage	Count
E-mail	 93.30%	195
U.S. Mail	 3.35%	7
Visit website to view calendar	 1.91%	4
Social Media	 0.96%	2
Facebook and Email	 0.48%	1
Total		209

7. Have you ever attended one of our Board Meetings or Public Meetings?

Choices	Percentage	Count
Yes	 70.33%	147
No	 29.67%	62
Total		209

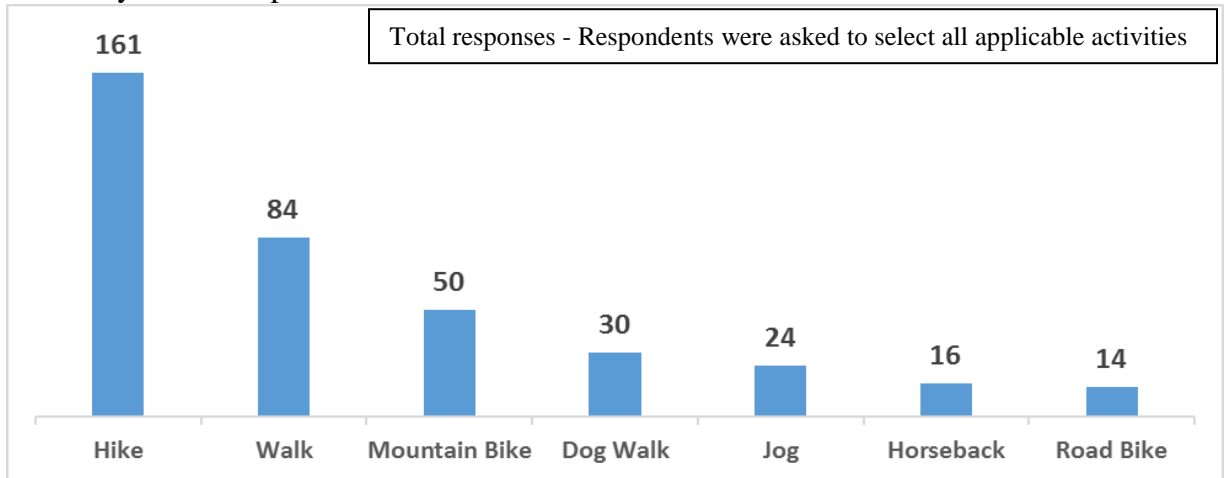
8. If no, why not?

Choices	Percentage	Count
Inconvenient time or place	 35.48%	22
Too busy to attend	 33.87%	21
Didn't know about them	 3.23%	2
Haven't heard about them	 1.61%	1
just found them	 1.61%	1
Never known of one!	 1.61%	1
Mt. Um	 1.61%	1
Other [View]	 20.97%	13
Question only asked of respondents who have never attended a meeting.		Total
		62

9. How often do you visit Midpen preserves?

Choices	Percentage	Count
Weekly	40.67%	85
A few times a year	29.19%	61
Monthly	27.27%	57
Never	2.87%	6
Total		209

10. How do you use the preserves?



11. What is your Zip Code?

