



Midpeninsula Regional
Open Space District

ACTION PLAN AND BUDGET COMMITTEE MEETING

R-23-45
May 3, 2023

AGENDA ITEM 3

AGENDA ITEM

Overview of the Proposed Fiscal Year 2023-24 Budget and Three-Year Capital Improvement and Action Plan

GENERAL MANAGER'S RECOMMENDATION

Review and confirm, with any changes requested by the Action Plan and Budget Committee, that the Proposed Fiscal Year 2023-24 Budget and three-year (Fiscal Year 2023-24 to 2025-26) Capital Improvement and Action Plan are ready for consideration by the full Board of Directors.

SUMMARY

On December 6, 2022, the Board of Directors (Board) held its annual retreat to review the environmental scan prepared by staff and adjust the Midpeninsula Regional Open Space District's (District) Strategic Goals and Objectives for Fiscal Year 2023-24 (FY24). Following the adjustment of the Strategic Goals and Objectives, the Board held a second retreat on March 7, 2023 to establish the priorities for inclusion into the FY24 Budget and Action Plan.

Looking forward into the upcoming fiscal year, staff has prepared the proposed annual Budget and Capital Improvement and Action Plan (CIAP) in support of Board priorities. The FY24 CIAP is comprised of 109 Key Projects and 15 Supporting Projects. Although the Board adopts the budget and CIAP on a yearly basis, the Board has the opportunity to also review a multi-year CIAP (FY24-26) listing projects for the upcoming three years to understand what projects (and phases of projects) the District is expecting to pursue in the near term.

The District's FY24 revenue estimate totals \$83.7 million, a reduction of about \$12.1 million from FY23 projections due in large part to two revenue sources that will be received earlier than expected, by the end of FY23 versus in FY24. These two revenue sources arise from the \$10.4 million sale of the former 330 Distel Circle Administrative Office and \$9.9 million in outside grant funds that will be received for the Cloverdale acquisition (MAA13-003) by end of June 2023 (these two revenue sources will therefore be posted to FY23 versus FY24).

The proposed FY24 expenditures total \$82.8 million, reflecting a net total budget decrease of 1% as compared to the FY23 adopted budget. The primary decrease is in Fund 50 Debt Service due to having paid off two debt service obligations in FY23. The General Fund 40 Capital budget, however, is increasing by \$3.4 million compared to the FY23 adopted budget. This increase is

primarily driven by repair work needed to mitigate the unprecedented storm damage sustained in late 2022 and early 2023.

DISCUSSION

Revenue

Proposed FY24 revenues are projected at \$83.7 million, with the vast majority coming from property tax receipts. The District receives additional annual revenues from various grants, interest income, rental income, and a small amount of miscellaneous income. Annual property taxes – which will make up 86% of total revenues – are estimated at \$71.9 million for FY24. Property tax revenues are anticipated to be up by \$3.1 million when compared to the projected current fiscal year (\$68.8 million in FY23). The total estimated FY24 revenue and other funding sources are summarized by fund below.

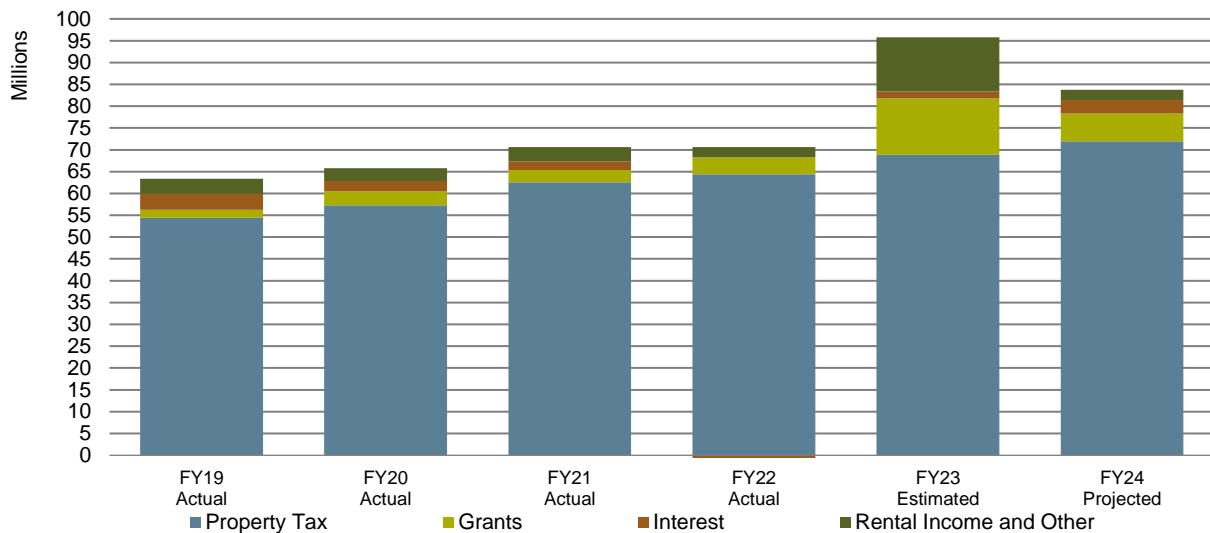
FY24 Change in Fund Balance	Fund 10 General Fund	Fund 20 Hawthorns	Fund 30 Measure AA Capital	Fund 40 General Fund Capital	Fund 50 Debt Service	Total
Revenue						
Property Tax Revenues	\$66,497,000				\$5,449,000	\$71,946,000
Grants Awarded	1,353,000		4,781,010	239,000		6,373,010
Interest Income	2,264,000	60,000	662,000		90,000	3,076,000
Rental Income	1,525,645					1,525,645
Rental Income - 5050 El Camino Real	312,288					312,288
Rancho San Antonio Agreement	410,732					410,732
Miscellaneous	100,000					100,000
Total Revenues	72,462,665	60,000	5,443,010	239,000	5,539,000	83,743,675
Other Funding Sources						
Bond Reimbursements			7,357,637			7,357,637
Hawthorns Funds		(22,800)				(22,800)
Assigned Fund Balance Transfers						0
Committed for Infrastructure Transfer						0
Committed for Future Acquisitions & Capital Projects	(2,062,386)					(2,062,386)
Committed for Capital Maintenance	(2,059,535)					(2,059,535)
Unassigned Fund Balance	(4,014,200)					(4,014,200)
General Fund Transfers	(18,838,051)			10,057,776	8,780,275	0
Total Other Funding Sources	(26,974,171)	(22,800)	7,357,637	10,057,776	8,780,275	(801,283)
Grand Total: Revenues & Other Funding Sources	45,488,494	37,200	12,800,647	10,296,776	14,319,275	82,942,392

Other funding sources shown in the table above consist primarily of internal fund transfers (such as funding for Vision Plan/non-Measure AA capital projects and funding for the General Fund debt service payments). Measure AA Bonds also serve as a significant funding source for qualified capital projects. A transfer of approximately \$2.1 million commitment each for future acquisition and capital maintenance is proposed, along with a \$4 million increase in unassigned fund balance transfers to accommodate the proposed change in unassigned fund policy going

from 30% of property tax revenue to 30% of all revenues. The \$4 million increase is an estimate of the additional funds needed to meet the minimum unassigned fund balance of 30% of total revenues.

When compared to the current fiscal year estimate, total revenues of \$83.7 million are down by \$12.1 million, or 13% from the amended \$95.8 million FY23 projection due largely to two revenue sources that will actually be received earlier than expected (by the end of FY23 versus in FY24). These two revenue sources arise from the \$10.4 million sale of the former Administrative Office and \$9.9 million grant funds for the Cloverdale acquisition (MAA13-003). If these two one-time revenue sources are excluded, the District is actually increasing in total revenue year-over-year by 11%. As the Board is aware, the District is applying for approximately \$7.5 million in FEMA funds to support the storm damage repair work. Early indications are positive that at least a portion of the grant request will be funded. This amount is not reflected below, as these grant funds are not yet secured.

Year-over-year revenue trends are shown in the following graph.



Expenditures

Comparing the proposed FY24 budget (\$82.8 million) to the adopted FY23 budget (\$84 million) the budget is decreasing by 1% (\$1.2 million). The primary decrease is in Fund 50 Debt Service due to having paid off two debt service obligations in FY23. This decrease is partially offset by an increase in the General Fund 40 Capital budget of \$3.4 million compared to the FY23 adopted budget. This increase is primarily driven by repair work needed to mitigate the unprecedented storm damage sustained in late 2022 and early 2023.

The following table shows the total budget by funding source for FY24 and the percent change as compared to the adopted FY23 adopted budget.

Midpen Budget By Funding Source	FY22 Actuals	FY23 Adopted Budget	FY24 Proposed Annual Budget	\$ Change From FY23 Adopted Budget	% Change From FY23 Adopted Budget
Fund 10 – General Fund Operating	\$34,889,145	\$42,665,113	\$45,488,494	\$2,823,381	7%
Fund 20 – Hawthorns	14,439	37,200	37,200	0	0%
Fund 30 – MAA Land/Capital	5,969,148	10,407,114	12,800,647	2,393,533	23%
Fund 40 – General Fund Land/Capital	2,708,518	6,784,600	9,831,776	3,047,176	45%
Fund 50 – Debt Service	16,044,888	23,943,488	14,171,263	(9,772,225)	-41%
Subtotal Midpen Budget	59,626,138	83,837,515	82,329,380	(1,508,135)	-2%
Fund 40 – General Fund Land/Capital One Time Expenses	16,821,007	146,000	465,000	319,000	218%
Total Midpen Budget	\$76,447,145	\$83,983,515	\$82,794,380	(\$1,189,135)	-1%

Primary drivers within each fund are discussed below.

- **Fund 10 – General Fund Operating**

The General Fund Operating budget increase of 7%, or \$2.8 million, includes Salaries and Benefits as well as Services and Supplies. Net Salaries and Benefits represent \$1.8 million of the Fund 10 increase; this is due to new proposed positions (described further below), the annualized cost of new positions that were added in FY23, cost-of-living-adjustments, and annual salary step and benefit increases.

Services and Supplies increased by \$1 million. This reflects an increased effort to reduce fire fuels and increase wildland fire resiliency work, as well as repairing storm damage caused in FY23.

- **Fund 20 – Hawthorns**

The Hawthorns fund includes funding for fuel reduction and fire clearance work, as well as pest control work to prevent the deterioration of historic resources. Potential major work on the historical structures is awaiting Board direction as the District develops potential disposition options for the 13 structures based in part on the recent findings of a structural assessment – these options are planned to come before the Board for review in late 2023. Board decisions on each structure will generate future implementation projects with budgets that will be added to this or future fiscal year workplans.

- **Fund 30 – Measure AA Land/Capital**

The Measure AA (MAA) Capital Fund increase of 23%, or \$2.4 million, in projected annual expenses reflects that many of the MAA projects are proceeding into construction as well as the upfront inclusion of a prior Board-approved land acquisition project (Eberhard Property). Normally, mid-year budget adjustments are made for the purchase cost of land acquisitions given the speculative nature of land negotiations and approvals. In total, the proposed CIAP includes 33 MAA projects, including the following three projects: Bear Creek Redwoods Phase II Trail Improvements, Alpine Road Regional Trail repairs in Coal Creek, and the La Honda Creek White Barn Structural Rehabilitation.

Additional projects include the conservation of important coastal agricultural and upper watershed lands, progress on furthering the Highway 17 Wildlife and Trail Crossing

project, the next phase of work for the Restoration Forestry Demonstration project, and development of the Hawthorns Area Plan.

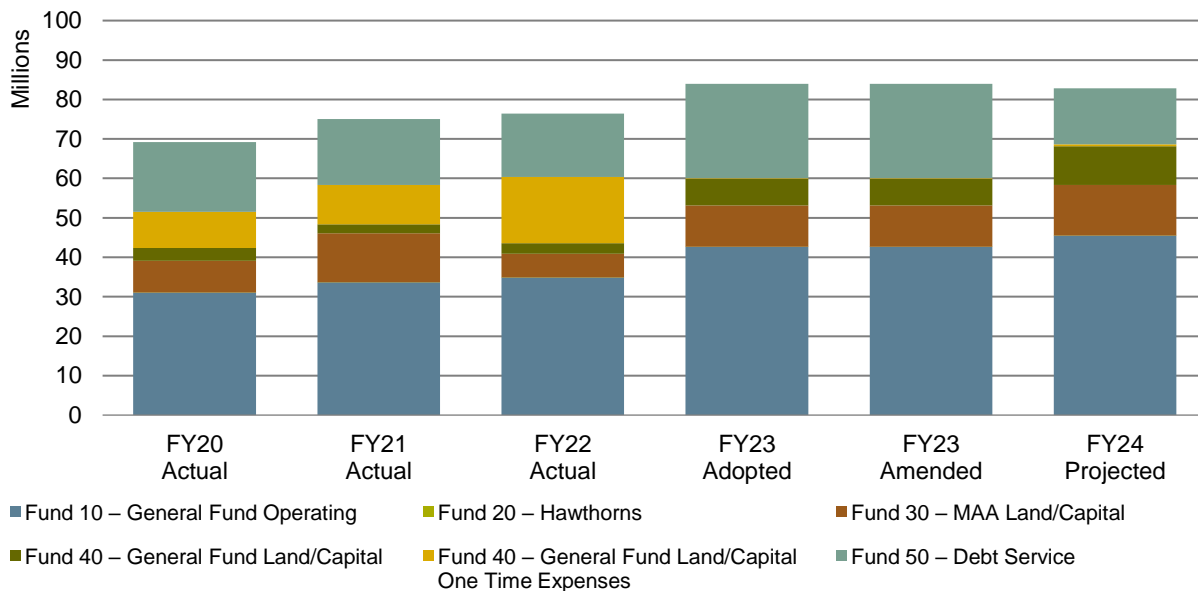
- Fund 40 – General Fund Land/Capital**

The General Fund Land/Capital budget is increasing by \$3.4 million compared to the FY23 adopted budget. The increase is primarily driven by the unprecedented storm damage sustained in late 2022 and early 2023 given the multiple atmospheric river events experienced in the Bay Area. After cyclonic winds and record-setting rains, the District is now facing approximately \$8.4 million in repair work and many repair projects, 13 in total, 11 of which were recently added to the proposed FY24 budget and Capital Improvement and Action Plan (storm repair scope was also added to 2 existing projects). Much of this work is anticipated to be accomplished using FEMA disaster relief funds.

- Fund 50 – Debt Service**

The Debt Service Fund for FY24 decreased by approximately \$9.8 million from FY23, or 41%. In FY23, a large debt service payment of \$6.4 million was made to retire the remaining balance of the 2017 Parity Bonds (Series B) upon the 5-year call date in December. This is being paid by the proceeds from the sale of the 330 Distel Circle building (the former main Administrative Office site).

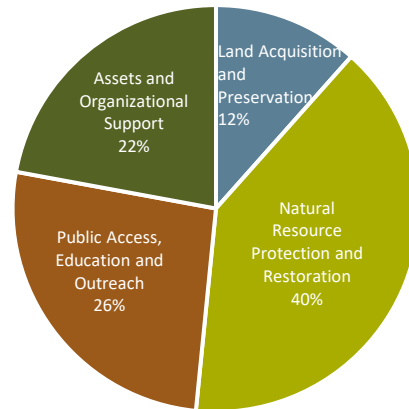
The year-over-year expense trends from actuals in FY20 to those projected in FY24 are shown in the graph below.



Capital Improvement and Action Plan (CIAP)

The proposed FY24-FY26 CIAP is developed with projects that align with and deliver on the District’s Mission and Coastside Mission and respond to the Board-adopted FY24 Strategic Goals and Objectives (Attachment 1). Projects that are \$50,000 or more are included in this section. Projects below this threshold, while they may incur expenses, are included in the department operating budgets in the Department Summary section of the budget book (Attachment 4). These projects were described as Supporting Projects during the March 7, 2023 Board retreat.

FY24 Proposed CIAP by Program
(project count)



The CIAP is organized into the following four programs, with the distribution shown above.

1. Land Acquisition and Preservation
2. Natural Resources Protection and Restoration
3. Public Access, Education and Outreach
4. Assets and Organizational Support

The General Manager remains mindful of the Board’s list of success criteria that emphasize delivery of Vision Plan and Measure AA commitments, projects completed on time and on budget, pacing of projects, balanced delivery of the mission, exceptional work recognizing time and budget constraints, project delivery innovation, creating an exceptional organization, and careful long-term fiscal stewardship. To support these important organizational norms, the General Manager approaches new projects and initiatives objectively and thoroughly to understand the impacts on capacity, as well as project and staffing interdependencies.

To this end, all departments completed comprehensive resource loading on the proposed FY24-FY26 CIAP projects in January 2023 to confirm capacity assumptions. The General Manager reviewed each project scope, schedule, and budget with staff from the General Manager’s Office in February to adjust as necessary the proposed pacing and budget for each project in preparation for previewing the draft project list with the Board at their March 7, 2023 Priority Setting Retreat.

After understanding the extent of storm damage experienced by recent winter storms, the General Manager directed District staff to reassess the project list in late March and early April. This reassessment has resulted in newly proposed modifications to the draft Budget and CIAP to incorporate many unanticipated storm-damage repair projects, including those that are anticipated to receive FEMA funding. A total of 11 new projects were added to address the storm damage. In order to accommodate these new projects, many of which are time sensitive to avoid further damage from future (2023/24) storms, protect sensitive habitat, and reopen critical access roads and trail connections, numerous other projects are proposed to be either deferred or to have the schedules extended (i.e., less scope completed next fiscal year). Although no changes were made to the Restoration Forestry Demonstration (MAA05-010) project, it is noted below as

a project that could also potentially be impacted. These newly proposed changes are listed below and update the original project list that was presented to the Board at the March 2023 retreat (see Attachment 5 for the original project list).

Storm Repair Projects added:

- Bear Creek Redwoods - Alma Trail Slide (located outside newly repair segments)
- Bear Creek Redwoods - Parking Lot Culvert
- District-wide Culvert Repair Permanent Work
- District-wide Trail Repair Permanent Work
- El Corte de Madera - Spring Board Trail culvert and Bridge
- Miramontes Ridge - Johnston Ranch Ponds
- Miramontes Ridge - Madonna Creek Dam Repair
- Miramontes Ridge - Madonna Creek Stables
- Purisima Creek Redwoods - Purisima Ponds
- Sierra Azul - Limekiln Trail Slide
- Skyline Ridge - Skyline Ridge Road at Big Dipper Inholding

Project Adjustments to Accommodate New Storm Repair Projects:

Scope reduced:

- ADA Barrier Removal (31901)
- Structure Disposition (35010)
- FFO Trail Bridge Replacements (61025)
- Badger/Burrowing Owl Habitat Assessment (80054)
- Carbon Storage Study - Pilot Project, San Gregorio watershed (80070)
- Irish Ridge Restoration (80072)
- Stevens Creek Shoreline Nature Area Restoration (MAA02-004)
- Purisima Upland Site Cleanup and Soil Remediation (MAA03-002)
- Prescribed Fire Plan Implementation

Projects Fully Deferred to a Future Fiscal Year:

- Kennedy Trailhead Parking Area Improvement (35006)
- Fremont Older Parking Area Improvements (35013)
- Rancho San Antonio Road Repair (35015)
- Science Summit (Supporting Project)
- Update to the District CEQA Guidelines (Supporting Project)

Projects with Scope Expanded or Schedule Accelerated to include Storm Repair Work:

- Quam Residence Road Repair (scope expanded) (61026)
- Purisima Creek Road Vehicle Access (scope expanded)
- Prospect Road Culvert Replacement (schedule accelerated)

Projects with no changes but may potentially be impacted:

- Restoration Forestry Demonstration Project (MAA05-010)

The proposed final total budgets were presented to the Controller, who confirmed that the budget is sustainable per the 30-year fiscal model.

The annual CIAP (Attachment 3) forms the fiscal year work program and includes all of the projects and key initiatives that the District proposes to pursue in the upcoming fiscal year (FY24) and the next two years (FY25 and FY26).

The FY24 CIAP encompasses 109 Key Action Plan Projects and 15 Supporting Projects spread throughout the District’s four Programs, as shown in the table below. There are 13 more projects proposed in FY24 as compared to FY23 adopted. A comparison of the total projects by Program between FY23 adopted and FY24 proposed is shown below:

	FY23				FY24			
	Key	Op	Total	As a %	Key	Op	Total	As a %
Land Acquisition and Preservation	11	1	12	11%	11	0	11	9%
Natural Resource Protection and Restoration	38	3	41	37%	41	3	44	35%
Public Access, Education and Outreach	25	3	28	25%	35	3	38	31%
Assets and Organizational Support	21	9	30	27%	22	9	31	25%
Total	95	16	111	100%	109	15	124	100%

Compared to the FY23 adopted budget, the FY24 Land Acquisition and Preservation program budget is increasing by \$3.1 million (556%). The key driver for this change is the \$3.3 million budget for a known (Eberhard) land purchase under MAA05-015 and MAA15-005. The property purchase falls under two eligible portfolios: MAA Portfolio 05 – *La Honda Creek: Upper Area Recreation, Habitat Restoration, and Conservation Grazing Projects* and MAA Portfolio 15 - *Regional: Redwood Protection and Salmon Fishery Conservation*.

The biggest increase by a program is the Natural Resource Protection and Restoration program, which is increasing by \$2.3 million (42%). The District’s efforts in the Wildland Fire Resiliency program continue to expand and require additional resources, with \$2.6 million in fire resiliency and fuel reduction projects projected in FY24.

The Public Access, Education and Outreach program is increasing by about \$0.5 million (4%), mainly because the MAA21-011 Bear Creek Redwoods Phase II Trail Improvements project is nearing completion, therefore there is more budgeted in construction in FY24 than FY23.

The Assets and Organizational Support is increasing by about \$0.4 million (8%), mainly because there is \$0.6 million more budgeted in Vehicles and Machinery in FY24 than FY23. Due to the ongoing global supply chain issues, there have been many delays to the production and shipping of vehicles. For example, two vehicles that were ordered in FY23 are now expected to be received in FY24. Consequently, the District has been unable to retire some vehicles that are up for replacement per the District’s Vehicle Replacement Guidelines. The FY24 proposed budget includes the replacement of this backlog of older vehicles that need replacement and are now resulting in increased vehicle repair and maintenance costs. In total, the Vehicles and Machinery budget include the purchase of four maintenance vehicles, six patrol vehicles, and one administrative vehicle.

CIAP Summary by Program	Sum of FY23 Budget	Sum of FY24 Budget	\$ Change from FY23 Adopted	% Change from FY23 Adopted
Land Acquisition and Preservation	563,500	3,697,951	3,134,451	556%
Natural Resource Protection and Restoration	5,421,374	7,719,234	2,297,860	42%
Public Access, Education and Outreach	10,952,940	11,403,815	450,875	4%
Assets and Organizational Support	4,530,890	4,894,176	363,286	8%
Total CIAP	21,468,704	27,715,176	6,246,472	29%

Position Requests

The proposed changes to staffing positions would add the equivalent of three new FTEs. Two of the changes would bring two half-time positions each to full-time. This proposed change responds to high demands in the Grants Program to administer the growth in existing grants (numbers, dollars, and sources) and continue the ramp up to secure additional funds for future projects. Continuing to split the responsibilities of an existing position to provide half-time support to the Grants Program and half-time support to the Procurement Program is no longer meeting business needs and much of the time is now being absorbed to address grant issues, reducing the position’s ability to support procurement needs. Another change would expand the level of Information Technology (IT) support by an additional position in response to the growth in IT systems, technology, software, number of offices, number of staff, and use of remote/hybrid communications. The final addition would further address ranger coverage and minimum staffing levels District-wide.

The level of staffing growth as a result of the proposed new regular FTEs was anticipated and modeled in the Financial and Operational Sustainability Model (FOSM) as shown below.

Business Line	FOSM Projected Growth by 2020	Previously approved through 2020	FOSM Projected Growth between 2020 to 2045	Previously approved	Recommended New FY24 Permanent Positions	Remaining FOSM Projected Positions Through 2045
Planning and Project Delivery	10 to 13	10	TBD / 4	0	0	TBD / 4
Visitor and Field Services	20 to 25	29	37 to 45	9	1	27 to 35
Finance and Administrative Services	9 to 11	11	6 to 8	2	2	2 to 4
General Manager's Office	2	2	0	0	0	0
Total	41 to 51	52	43 to 57	11	3	29 to 43

Consistent with the FOSM, the recommended 3 net new regular FTEs are within the agency-wide anticipated total growth numbers for existing projections that extend between 2020 to 2045. Associated costs in FY24 and FY25 for the recommended positions are shown in the table below followed by position descriptions.

Additional Regular Full-Time Positions	FTE Net Impact	FY24 Prorated Cost	FY25 and Beyond
1. Senior Grants Technician	0.5	\$55,429	\$76,123
2. Senior Procurement Technician	0.5	55,429	76,123
3. Senior Technologist	1	148,598	204,075
4. Ranger (Overfill)	1	36,778	151,524
Grand Total	3	\$296,234	\$507,844

An increase of 1.2 FTE in Seasonal Open Space Technicians is also being requested for additional support. Seasonals are budgeted on an hourly basis, the 1.2 FTE reflects the increase in hours from FY23 to FY24.

The budget also includes funding to expand the District’s limited-term internship program, which is proving to be an effective tool in furthering the agency’s Diversity, Equity, and Inclusion goals, establishing a recruitment pipeline for entry-level positions, and providing project and program level support for the agency. The Internship Program is designed to provide motivated college students and recent graduates with a unique learning experience in local government. Interns can expect to work alongside and learn from seasoned District employees and contribute their talents to a variety of projects. Two new interns, one in the Project Planning and Delivery business line (within the Engineering and Construction Department) and one in the Finance & Administrative Services business line (within the Information Systems & Technology Department), are proposed to be added in FY24 for a total of ten interns across several departments.

Interns	New to FY24 or Existing	FY24 Annual Cost
1. HR Intern	Existing	\$31,827
2. IST Intern	Existing	31,827
3. GIS Intern	New	31,827
4. Natural Resources #1	Existing	31,827
5. Natural Resources #2	Existing	31,827
6. Planning Intern #1	Existing	31,827
7. Planning Intern #2	Existing	31,827
8. E&C Intern	New	31,827
9. Public Affairs Intern #1	Existing	31,827
10. Public Affairs Intern #2	Existing	31,827
Grand Total		\$318,270

Business Need and Job Duties of the Proposed New Regular Full-Time Positions (FTE)

Administrative Services Business Line

Senior Grants Technician (net 0.5 FTE)

This request would create a full-time technician for the Grants Program, which is currently shared half-time with Procurement. Making this position full-time would support the growth of the Grants Program by maintaining active grants, coordinating the Grantmaking Program (e.g., solicitations and proposal review process), assisting with contracts for grant writers, assisting

with grant applications, and sourcing information (both internal and external) to include in grant applications and solicitations. The Grants Program continues to expand the amount of funds it brings to the District and is now applying to many more grant programs and establishing connections with non-traditional sources of funding. This growth requires additional administrative support to manage new task orders for grant writers, coordinate reimbursement requests, prepare/submit quarterly reports for grant funded projects, track multiple grants for large projects, ensure compliance of grant deliverables and agreement requirements, as well as process payments and deliverables for the District's Grantmaking Program awards.

Senior Procurement Technician (net 0.5 FTE)

This request would create a full-time technician for Procurement, which is currently shared half-time with Grants. Making this position full-time would (1) ensure that the position remains sufficiently focused to support procurement needs and (2) increase the level of procurement support in preparing and routing purchase orders and contracts, verifying data for accuracy, and entering data into the enterprise resource planning (ERP) system. The demands of the Grants Program have absorbed much of the current half-time position, severely limiting the capacity of the Procurement Program to support the number of contracts and purchase orders generated, track the expiration dates of contracts and contingency spending amounts, assist with managing online solicitations, track internal electronic contract routing, and support trouble-shooting related to the transition to a new enterprise resource planning (ERP) system. The current limited capacity of the incumbent is creating prolonged posting solicitations and delays in routing contracts for processing and entering contracts and purchase order in the ERP system, which ultimately delays project and program delivery throughout the District.

Senior Technologist (1 FTE)

The Senior Technologist would support the Information Systems & Technology (IST) Department by implementing cybersecurity projects and performing complex technical support on District computer systems. This position will play a crucial role in ensuring the smooth operation of IT systems. Key responsibilities include maintaining systems, ensuring technology security, optimizing staff processes, and minimizing user downtime. The goal is to ensure the technology infrastructure (hardware, software, systems) is reliable, secure, and enables the organization to operate effectively. In the past five years, the District has rapidly advanced its technology to meet the evolving needs of the organization. These new systems (including cloud-based, remote/hybrid systems) that are located and utilized across five offices plus remote stations (including ranger vehicles) and have a higher level of technical complexity that has increased the workload for IT staff. **Visitor and Field Services Business Line**

Ranger (Overfill, 1 FTE)

Over the last four years the District has recruited at least once a year for rangers and this trend is expected to continue. Filling a ranger vacancy takes 15 to 18 months, from recruitment to the time they are released from training when they can patrol as a solo ranger. The extensive recruitment and hiring process includes interviews, background checks, meeting the requirements of the conditional job offer, and completion of both the ranger academy and District field training program. Having a second overfill ranger would allow the District to place them in a vacant position immediately and/or deploy them to ensure sufficient geographic coverage and minimum staffing levels in response to extended leaves of absence due to injury, family medical leave, or internal promotions, resignations, or the need to place rangers on a light-duty assignment. Ranger staffing is based on a seven-day-a-week shift coverage with very

little room to absorb unexpected shift shortages or vacancies. This position would provide added relief capacity for these ongoing challenges.

The proposed organizational growth is aligned with the FOSM. The FOSM growth projections are embedded in the Controller's 30-year model, which was deemed financially sustainable.

FISCAL IMPACT

The proposed FY24 CIAP costs are incorporated into the annual budget of \$82.8 million, which the Action Plan and Budget Committee (ABC) will continue to review at their second meeting on May 16, 2023.

The proposed FY24 Budget and CIAP has been reviewed by the Controller, entered into the 30-year fiscal model, and is confirmed to be within the parameters and expectations of the 30-year fiscal model. The table on the next page provides an overview of the FY24 budget for all District funds.

FY24 Change in Fund Balance	Fund 10 General Fund	Fund 20 Hawthorns	Fund 30 Measure AA Capital	Fund 40 General Fund Capital	Fund 50 Debt Service	Total
Revenue						
Property Tax Revenues	\$66,497,000				\$5,449,000	\$71,946,000
Grants Awarded	1,353,000		4,781,010	239,000		6,373,010
Interest Income	2,264,000	60,000	662,000		90,000	3,076,000
Rental Income	1,525,645					1,525,645
Rental Income - 5050 El Camino Real	312,288					312,288
Rancho San Antonio Agreement	410,732					410,732
Miscellaneous	100,000					100,000
Total Revenues	72,462,665	60,000	5,443,010	239,000	5,539,000	83,743,675
Other Funding Sources						
Bond Reimbursements			7,357,637			7,357,637
Hawthorns Funds		(22,800)				(22,800)
Assigned Fund Balance Transfers						0
Committed for Infrastructure Transfer						0
Committed for Future Acquisitions & Capital Projects	(2,062,386)					(2,062,386)
Committed for Capital Maintenance	(2,059,535)					(2,059,535)
Unassigned Fund Balance	(4,014,200)					(4,014,200)
General Fund Transfers	(18,838,051)			10,057,776	8,780,275	0
Total Other Funding Sources	(26,974,171)	(22,800)	7,357,637	10,057,776	8,780,275	(801,283)
Grand Total: Revenues & Other Funding Sources	45,488,494	37,200	12,800,647	10,296,776	14,319,275	82,942,392
Expenses						
Operating	41,490,722	37,200				41,527,922
Labor Reimbursement	(619,981)					(619,981)
Capital & Projects	4,617,753		12,800,647	10,296,776		27,715,176
Debt Service (General Fund Debt)					8,870,275	8,870,275
Debt Service (Measure AA Debt)					5,300,988	5,300,988
Total Expenses	45,488,494	\$37,200	\$12,800,647	\$10,296,776	\$14,171,263	\$82,794,380
Change in Fund Balance	\$0	\$0	\$0	\$0	\$148,012	\$148,012

BOARD AND COMMITTEE REVIEW

- **December 6, 2022:** Board adoption of the FY24 Strategic Plan Goals and Objectives ([R-22-137, minutes](#))
- **March 7, 2023:** Board review and affirmation of the FY24-FY26 Capital Improvement and Action Plan ([R-23-27](#), draft minutes – attachment 6)

PUBLIC NOTICE

Public notice was provided as required by the Brown Act. No additional notice is required.

CEQA COMPLIANCE

This proposed action is not a project under the California Environmental Quality Act and no environmental review is required.

NEXT STEPS

The Action Plan and Budget Committee (ABC) will continue their review of the Proposed FY24 Budget and three-year Capital Improvement and Action Plan on May 16, 2023. Additional materials that will be provided ahead of this second meeting for review will include the FY24 Budget Book components and responses to any updates and changes requested by ABC.

Upon recommendation by the ABC, the proposed FY24 Budget and Action Plan will be presented to the full Board on May 24, 2023. The ABC will have the opportunity to review any changes made to the Budget and Action Plan again on May 30, 2023, if any arise in the initial Board review.

To summarize, the next steps in the budget process are:

- May 16, 2023 – ABC Meeting #2: Continue the review of the Proposed FY24 Budget and the three-year CIAP, review finance policies
- May 24, 2023 – Board Meeting: Initial Review of the FY24 Budget & three-year CIAP and Public Hearing
- May 30, 2023 – ABC Meeting #3: Follow-up (if needed)
- June 14, 2023 – Board Meeting: Controller’s Report, Adoption of the FY24 Budget & CIAP and Adoption/Affirmation of Finance Policies

Attachments:

1. Draft Budget Report Section 1
2. Draft Budget Report Section 2
3. Draft Budget Report Section 3
4. Draft Budget Report Section 4
5. FY24 Board Retreat #2 CIAP Summary, as provided March 7, 2023
6. Draft minutes for the 3/7/23 Board review and affirmation of the FY24-FY26 Capital Improvement and Action Plan Board Retreat

Responsible Department Manager:

Rafaela Ocegüera, Budget & Analysis Manager

Prepared by:

Rafaela Ocegüera, Budget & Analysis Manager

Elissa Martinez, Management Analyst II

Lupe Hernandez, Management Analyst II

Jordan McDaniel, Management Analyst I

Section 1: Introduction

Table of Contents	3
General Manager's Transmittal	4
Board of Directors and Management.....	5
Organizational Chart	6
FY24 Strategic Plan Goals and Objectives.....	7
Regional Map	9
About Us.....	10
Demographics and Economic Statistics	11
Resolution No. 23-XX.....	13



Budget and Action Plan

Fiscal Year Ending June 30, 2024
Adopted June X, 2023

Table of Contents

Click on the table of contents below to jump to that page. You can also click on the table of contents icon at the bottom of every page to jump back to this table of contents.

1	Section 1: Introduction
2	General Manager's Transmittal
4	Board of Directors and Management
5	Organizational Chart
6	Strategic Plan Goals and Objectives
8	Regional Map
9	About Us
10	Demographics
12	Board Resolution
15	Section 2: Budget Summary and Overview
16	Budget Summary and Overview
18	Revenues
20	Expenditures
24	Staffing
27	Hawthorns Fund
28	Measure AA Projects
30	Vision Plan
32	Debt Service
36	Grants Program
37	Fund Balance
38	Long-Range Financial Planning
39	Delivering on the Mission
39	Climate Action Plan
40	Diversity, Equity, and Inclusion
41	Budget Process
43	Financial Policies
45	Section 3: Capital Improvement and Action Plan
46	Capital Improvement and Action Plan Overview
51	Land Acquisition and Preservation
65	Natural Resource Protection and Restoration
98	Public Access, Education and Outreach
129	Assets and Organizational Support
153	Section 4: Department Summaries
155	Departments Overview
156	Administrative Services Business Line
160	Engineering and Construction
164	Office of the General Counsel
166	Office of the General Manager
168	Land and Facilities Services
172	Natural Resources
176	Planning
180	Public Affairs
182	Real Property
186	Visitor Services
190	Vision Plan Actions Overview
192	Glossary

General Manager's Transmittal

Dear Board of Directors and Midpen Constituents,

I am pleased to present Midpeninsula Regional Open Space District's Budget and Action Plan for the fiscal year ending June 30, 2024, a Districtwide spending plan totaling \$82.8 million that projects our planned progress for the coming year in service of our mission to preserve, protect and care for over 70,000 acres of open space and agricultural lands across the greater Santa Cruz Mountains and portions of the Baylands in perpetuity.

As this FY24 plan was being compiled, a series of strong winter storms struck the region and many Midpen preserves and trails sustained significant damage. Cleanup efforts began immediately, and by early spring, crews had removed more than 1,000 trees brought down by high winds, unclogged more than 100 culverts and cleared dozens of landslides. Work continues to repair access to roads and trails that have washed out and severely damaged. Hard-hit areas will take some time to reopen safely. Overall, the storms caused at least \$8 million in damages and this budget and action plan has been adjusted, reflecting the need for reassigning staff from other planned projects to focus on the extensive storm-damage repair work.

Scientists attribute the intensity of these storms to our changing climate. Open space lands play a vital role in building climate resiliency and much of Midpen's primary work in natural resource protection and restoring the ecosystem functions of natural and working lands forms part of the solution to address this challenging issue. Priorities for this fiscal year include progress on restoration projects, improvements to conservation grazing infrastructure, creating safe wildlife passages, continuing our fuel reduction work and adding prescribed fire to our Wildland Fire Resiliency Program toolbox.

The proposed FY24 budget also finalizes the payment of a significant new land acquisition to preserve 650 acres of significant open space and agricultural lands at Johnston Ranch from Peninsula Open Space Trust, the nonprofit land trust partnership that Midpen helped create in 1972. This purchase will ensure the continued protection of rare and important coastal grassland ecosystems while preserving local agricultural and rural character. In addition, funds are also allocated to complete the purchase of redwood forested upper watershed lands in San Mateo County. Both of these lands are important for connecting wildlife habitat and regional trails for ecologically sensitive public access.

As our region continues to develop and the human population continues to grow, the essential need for public access to nature for community well-being also increases. Work continues on several large-scale Midpen projects to improve access this coming fiscal year, including the Highway 35 Multi-Use Trail Crossing and Parking project, Upper and Middle Stevens Creek Trail Connections, the Purisima-to-the-Sea Regional Trail, Alpine Road Regional Trail, Bay Area Ridge Trail and Highway 17 Trail Crossing and Connections. Midpen is also working on expanding its existing trail systems as part of the Black Mountain Trail in Monte Bello, connecting Eagle Rock to Devils Canyon in Long Ridge, and through the development of the Hawthorns Area Plan. Additionally, feasibility studies for improved multimodal options and parking to connect people to the preserves are underway. More than 10 miles of new trail will be under construction and more than 19 miles will be in the planning phases through FY24.

Our local wildlife also depend on these lands, and Midpen's wildlife research continues with a focus on habitat assessments and enhancements for native species like mountain lions, newts and the Santa Cruz kangaroo rat. Wildlife corridor projects like the Highway 17 Wildlife Crossing and Alma Bridge Road Wildlife Passage will establish safer, connected natural habitats for wildlife traveling across major roadways in known roadkill hot spots.

Compared to most city and county government agencies, Midpen's operating budget accounts for a much lower percentage of the total budget (55%), reflecting the organization's focus on project delivery. Capital projects and land acquisition account for 28% of the budget and debt service totals 17%. Total revenues and other funding sources are projected at \$83 million, which include property tax revenues at \$71.9 million, bond reimbursements at \$7.4 million and other funding sources at \$3.6 million, balancing a budget of \$82.8 million in expenses.

Respectfully submitted,



/s/ Ana María Ruiz

Ana María Ruiz
General Manager

Board of Directors and Management



District Wards
(Effective November 8, 2022)



Left to right: Craig Gleason, Karen Holman, Margaret MacNiven, Zoe Kersteen-Tucker, Jed Cyr, Yoriko Kishimoto, Curt Riffle

- | | |
|---|---|
| Craig Gleason – Board Secretary | Ward 1: Cupertino, Lexington Hills, Los Gatos, Monte Sereno, Saratoga |
| Yoriko Kishimoto – Board President | Ward 2: Cupertino, Los Altos, Los Altos Hills, Loyola, Mountain View, Palo Alto, Stanford |
| Jed Cyr | Ward 3: Cupertino, Sunnyvale |
| Curt Riffle – Board Treasurer | Ward 4: Cupertino, Los Altos, Mountain View, Sunnyvale |
| Karen Holman | Ward 5: East Palo Alto, Menlo Park, Mountain View, Palo Alto, Sunnyvale |
| Margaret MacNiven – Board Vice President | Ward 6: Atherton, La Honda, Ladera, Loma Mar, Menlo Park, North Fair Oaks, Pescadero, Portola Valley, Redwood City, West Menlo Park, Woodside |
| Zoe Kersteen-Tucker | Ward 7: El Granada, Emerald Lake Hills, Half Moon Bay, Montara, Moss Beach, Redwood City, San Carlos, Woodside |

Executive Management

- Ana María Ruiz – General Manager
- Hilary Stevenson – General Counsel
- Mike Foster – Controller
- Susanna Chan – Assistant General Manager/Project Planning and Delivery
- Brian Malone – Assistant General Manager/Visitor and Field Services
- Stefan Jaskulak – Chief Financial Officer/Director of Administrative Services

Mission Statement

To acquire and preserve a regional greenbelt of open space land in perpetuity, protect and restore the natural environment, and provide opportunities for ecologically sensitive public enjoyment and education.

Coastside Protection Mission Statement

To acquire and preserve in perpetuity open space land and agricultural land of regional significance, protect and restore the natural environment, preserve rural character, encourage viable agricultural use of land resources, and provide opportunities for ecologically sensitive public enjoyment and education.

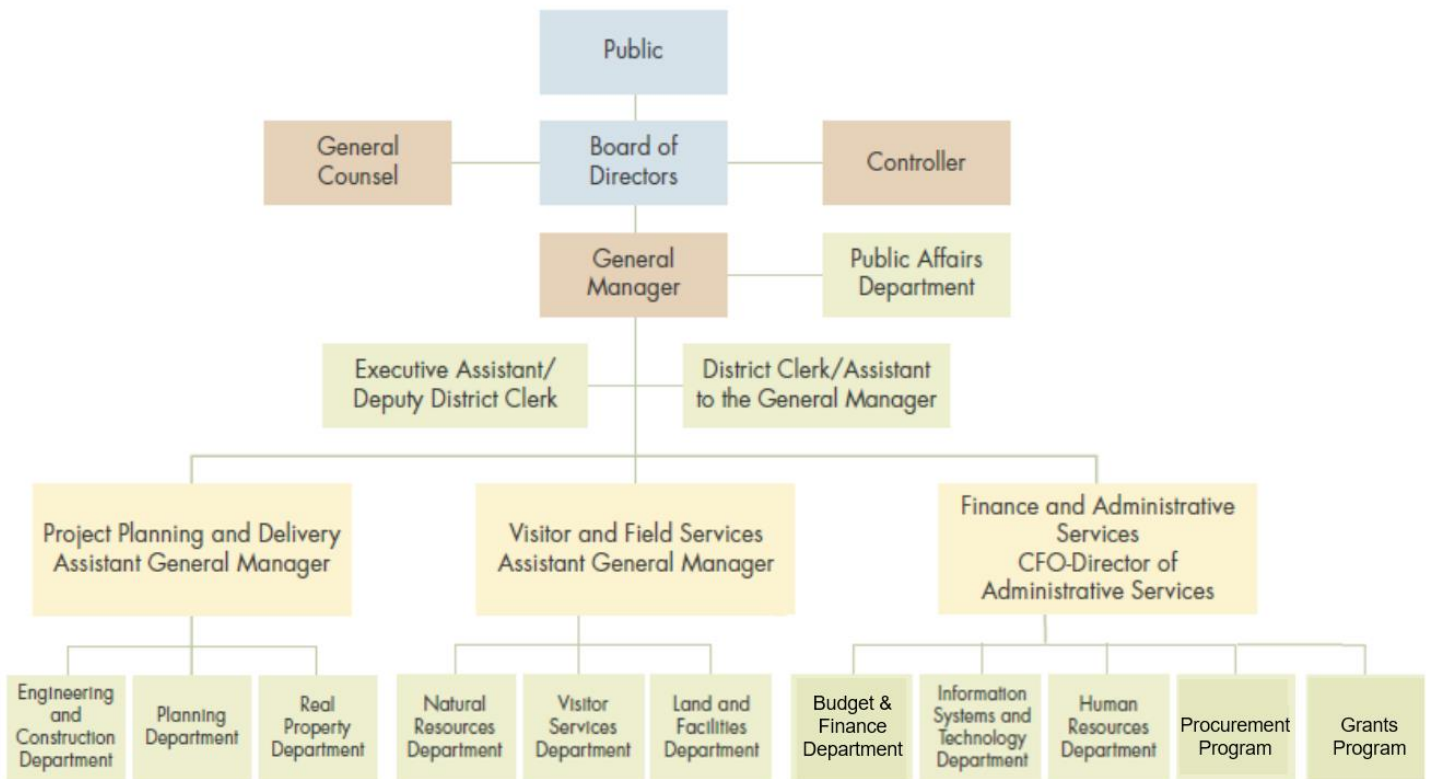
Budget Document Preparation

Rafaela Ocegüera – Budget and Analysis Manager
 Elissa Martinez – Management Analyst
 Lupe Hernandez – Management Analyst
 Jordan McDaniel – Management Analyst

Management Team

Matthew Anderson – Visitor Services
 Candice Basnight – Human Resources
 Casey Hiatt – Information Systems and Technology
 Brandon Stewart – Land and Facilities Services
 Kirk Lenington – Natural Resources
 Jason Lin – Engineering and Construction
 Jane Mark – Planning
 Rafaela Ocegüera – Budget and Analysis
 Korrine Skinner – Public Affairs
 Andrew Taylor – Finance
 Mike Williams – Real Property
 Maria Soria – District Clerk

Organizational Chart



FY24 Strategic Plan Goals and Objectives

The Strategic Plan was adopted by the Board of Directors in September 2011 and is updated annually based on the results of an environmental scan. The FY24 Strategic Plan provides high-level direction for the annual Budget and Action Plan.

Goal 1 – Promote, establish, and implement a regional environmental protection vision with partners

Objective 1 – Continue implementation of the District's Vision Plan and communicate progress on projects through reporting results and building partner relationships

Objective 2 – Build and strengthen diverse partnerships to implement a collaborative and science-based approach to regional environmental protection

Objective 3 – Build and strengthen relationships with legislators and other elected officials to advocate environmental protection goals

Objective 4 – Preserve and connect open space and agricultural lands of local and regional significance

Goal 2 – Protect the positive environmental values of open space and agricultural lands

Objective 1 – Take a regional leadership role in promoting the benefits of open space

Objective 2 – Protect and restore the natural environment to preserve healthy natural systems and biodiversity

Objective 3 – Implement the Climate Action Plan, expand regional resiliency, and implement climate change adaptation strategies.

Objective 4 – Work with fire agencies and surrounding communities to strengthen the prevention of, preparation for and response to wildland fires for enhanced ecosystem resiliency and public safety

Objective 5 – Support the viability of sustainable agriculture and protect the character of rural communities

Goal 3 – Connect people to open space and a regional environmental protection vision

Objective 1 – Engage the public in realizing the benefits and responsibilities of a regional environmental protection vision to further the District's achievements in protecting open space and agricultural lands

Objective 2 – Implement and sustain diversity, equity, and inclusion (DEI) strategies to build and strengthen partnerships, increase broad and inclusive public outreach and engagement, and instill DEI values across all levels of the organization

Objective 3 – Expand opportunities, including multimodal options, to equitably connect people to their public open space preserves in balance with the protection of natural resources

Objective 4 – Reflect the diverse communities we serve in the District's visitors, staff, volunteers, and partners

Goal 4 – Strengthen organizational capacity and long-term financial sustainability to fulfill the mission

Objective 1 – Provide the necessary resources, tools, training, and infrastructure, including technology upgrades and capacity building

Objective 2 – Update the financial and operational sustainability model to guide strategic growth and areas of focus to effectively and efficiently deliver Vision Plan projects and priority initiatives

Objective 3 – Maintain a state of readiness for potential disruptions and leverage new resiliency practices and procedures to improve business operations, public participation, and communications

Objective 4 – Remain financially sustainable by preparing for, pursuing, and cultivating discretionary funding opportunities and partnerships

Objective 5 – Ensure large operational and capital expenses, including land acquisitions, associated public access and land management costs, are evaluated within the long-term financial model and remain financially sustainable

Objective 6 – Continue to recruit, develop and retain talented staff to implement the District's mission and strengthen our organizational capacity

Based on the Board-approved FY24 Strategic Plan Goals and Objectives, staff prepared the FY24-FY26 Three-Year Capital Improvement and Action Plan (CIAP), included in Section 3, for Board approval. Below is a summary of CIAP budget allocations by Strategic Plan Goal and Objective. Many of the projects fulfill more than one goal and/or objective. The first table below summarizes the funding allocated to projects that primarily support the goal and objective listed. The second table represents the funding allocation to projects that support other goals and objectives in a secondary capacity. Refer to Section 4 - Department Summaries to view operational programs and functions associated with the Goals and Objectives.

Three-Year CIAP by Primary Goal and Objective

CIAP Summary by Primary Goal & Objective	FY24	FY25	FY26	Three-Year Total
Goal 1, Objective 2	1,558,655	2,191,385	1,390,600	5,140,640
Goal 1, Objective 3	50,000	0	0	50,000
Goal 1, Objective 4	3,841,642	2,417,000	334,000	6,592,642
Goal 1 Total	5,450,297	4,608,385	1,724,600	11,783,282
Goal 2, Objective 1	821,400	551,400	1,495,252	2,868,052
Goal 2, Objective 2	2,460,358	2,718,976	3,015,505	8,194,839
Goal 2, Objective 4	2,075,880	1,894,800	965,000	4,935,680
Goal 2, Objective 5	274,250	170,000	65,500	509,750
Goal 2 Total	5,631,888	5,335,176	5,541,257	16,508,321
Goal 3, Objective 2	60,000	50,000	25,000	135,000
Goal 3, Objective 3	10,498,815	12,318,808	4,898,793	27,716,416
Goal 3 Total	10,558,815	12,368,808	4,923,793	27,851,416
Goal 4, Objective 1	4,834,476	2,860,000	4,187,500	11,881,976
Goal 4, Objective 2	100,000	0	0	100,000
Goal 4, Objective 5	1,139,700	1,161,450	1,056,200	3,357,350
Goal 4 Total	6,074,176	4,021,450	5,243,700	15,339,326
CIAP Total	\$27,715,176	\$26,333,819	\$17,433,350	\$71,482,345

Three-Year CIAP by Secondary Goal and Objective

CIAP Summary by Secondary Goal & Objective	FY24	FY25	FY26	Three-Year Total
Goal 1, Objective 2	1,306,821	6,130,385	1,137,698	8,574,904
Goal 1, Objective 3	198,556	83,194	12,737	294,487
Goal 1, Objective 4	251,224	249,949	0	501,173
Goal 1 Total	1,756,601	6,463,528	1,150,435	9,370,564
Goal 2, Objective 1	75,000	18,000	18,000	111,000
Goal 2, Objective 2	4,510,765	1,844,100	1,053,100	7,407,965
Goal 2, Objective 3	2,404,962	1,939,800	1,555,000	5,899,762
Goal 2, Objective 4	600,100	1,077,600	1,012,600	2,690,300
Goal 2, Objective 5	1,110,684	2,185,809	813,606	4,110,099
Goal 2 Total	8,701,511	7,065,309	4,452,306	20,219,126
Goal 3, Objective 1	0	110,000	135,000	245,000
Goal 3, Objective 2	4,451,083	3,781,314	2,084,121	10,316,518
Goal 3, Objective 3	3,637,288	690,000	180,000	4,507,288
Goal 3, Objective 4	60,000	50,000	25,000	135,000
Goal 3 Total	8,148,371	4,631,314	2,424,121	15,203,806
Goal 4, Objective 1	25,867	44,866	83,500	154,233
Goal 4, Objective 4	50,000	100,000	100,000	250,000
Goal 4, Objective 5	3,954,000	2,593,000	3,947,500	10,494,500
Goal 4 Total	4,029,867	2,737,866	4,131,000	10,898,733
CIAP Total	\$22,636,350	\$20,898,017	\$12,157,862	\$55,692,229

Regional Map

Midpeninsula Regional Open Space District



Preserve Protect Restore Educate Enjoy



- | | | | | |
|----------------------------|---------------------|----------------------------|--|------------------|
| 1 Bear Creek Redwoods | 7 La Honda Creek | 13 Pulgas Ridge | 19 Sierra Azul | 25 Tunitas Creek |
| 2 Coal Creek | 8 Long Ridge | 14 Purisima Creek Redwoods | 20 Skyline Ridge | 26 Windy Hill |
| 3 El Corte de Madera Creek | 9 Los Trancos | 15 Rancho San Antonio | 21 St. Joseph's Hill | |
| 4 El Sereno | 10 Miramontes Ridge | 16 Ravenswood | 22 Stevens Creek Shoreline Nature Area | |
| 5 Foothills | 11 Monte Bello | 17 Russian Ridge | 23 Teague Hill | |
| 6 Fremont Older | 12 Picchetti Ranch | 18 Saratoga Gap | 24 Thornewood | |

*This map is being updated to include Cloverdale Ranch as Midpen's 27th preserve.

About Us

Midpen helps plants, animals and people thrive throughout the greater Santa Cruz Mountains region by preserving a connected greenbelt of more than 70,000 acres of open space. These diverse and scenic landscapes, from bay wetlands to redwood forests and coastal grasslands, host an incredible diversity of life, making our region one of the world’s biodiversity hotspots.

Midpen preserves have long and complex histories of human use prior to becoming open space. We actively manage the land and waterways to restore their health and function, helping our local ecosystem become more resilient in a time of climate change. By caring for the land, the land in turn takes care of us, providing tangible and intangible benefits like clean air and water, flood protection and the opportunity for restorative experiences in nature.

On the San Mateo County Coast, where local agricultural roots run deep, our mission includes preserving viable working lands. We partner with small-scale local ranchers to use conservation grazing as a land management tool for enhancing native coastal grasslands and providing wildland fire protection.

Midpen preserves are free and open to the public daily, 365 days a year, and provide an extensive trail network for low-impact recreation. Our programming connects people to nature through experiences, including environmental interpretation, docent-led activities and volunteer opportunities.

By preserving, restoring and providing access to our region’s iconic, cultural, working and scenic landscapes, Midpen lands offer us opportunities for health, climate resilience and refuge.

History

The late 1960s was a time of rapid growth in the Bay Area. Through a determined and heartfelt grassroots effort by local conservationists, the Midpeninsula Regional Open Space District was created in 1972, when the Measure R “Room to Breathe” initiative was passed by Santa Clara County voters. District residents voted to expand Midpen’s boundary into southern San Mateo County in 1976, and again in 1992 to a small portion of Santa Cruz County. In the late 1990s, development pressure increased on the San Mateo County Coast, threatening sensitive habitat and the area’s rural heritage. This led to the 2004 Coastsides Protection Area, an extension of District boundaries to the Pacific Ocean in San Mateo County, and the addition of preserving rural character and encouraging viable, agricultural use of the land to our organizational mission.

Governance

Midpen is governed by a seven-member publicly elected board of directors. Board members serve a four-year term and represent a geographic ward of approximately equal populations. The board holds its regular public meetings on the second and fourth Wednesdays of each month at 7 p.m., at the Midpen administrative office: 5050 El Camino Real, Los Altos, CA.

Staffing

The staff currently includes over 195 employees in 12 departments: budget and finance, engineering and construction, general manager’s office, general counsel’s office, human resources, information systems and technology, land and facilities services, natural resources, planning, public affairs, real property and visitor services. Though not part of department, the Controller is also part of the staffing numbers and like the General Manager and General Counsel, reports directly to the Board of Directors.

For more information about Midpen, visit openspace.org.

Midpen At A Glance



Demographics and Economic Statistics

The District encompasses over 550 square miles of land located in the County of Santa Clara (approximately 200 square miles out of 1,304), the County of San Mateo (approximately 350 square miles out of 744) and the County of Santa Cruz County (approximately 2.6 square miles out of 607). The following is economic and demographic information on Santa Clara and San Mateo Counties, representing the majority of Midpen's constituency. Because Midpen does not receive property tax revenue from the small amount of Santa Cruz County land that it holds, information on Santa Cruz County is not included.

Demographic and Economic Statistics Last Ten Fiscal Years

County of Santa Clara

Fiscal Year	Population ¹ (January 1st)	Personal Income ² (in millions)	Per Capita Personal Income ²	Median Age ³	School Enrollment ⁴	County Unemployment Rate ⁵
2013	1,863,975	130,624	70,151	36.7	273,701	7.6%
2014	1,887,079	141,874	74,883	37.0	276,175	6.1%
2015	1,911,670	158,729	82,756	37.2	276,689	4.6%
2016	1,928,438	170,673	88,920	37.0	274,948	4.0%
2017	1,937,008	190,002	98,032	37.1	273,264	3.5%
2018	1,943,579	209,020	107,877	37.2	271,400	2.9%
2019	1,944,733	223,625	115,997	37.4	267,224	2.6%
2020	1,945,166	235,835	123,661	37.2	263,449	10.7%
2021	1,907,693	*	*	38.2	253,624	5.2%
2022	1,894,783	*	*	*	241,326	2.2%

County of San Mateo

Calendar Year	Population ¹ (January 1st)	Personal Income ² (in millions)	Per Capita Personal Income ²	Median Age ³	School Enrollment ⁴	County Unemployment Rate ⁵
2013	747,550	65,656	87,501	39.3	93,931	5.7%
2014	754,234	71,027	93,802	39.4	94,567	4.2%
2015	761,621	78,525	102,639	39.8	95,187	3.3%
2016	767,099	81,488	106,115	39.5	95,502	3.3%
2017	769,401	89,223	116,077	39.9	95,620	2.9%
2018	770,927	96,306	125,332	39.9	95,103	2.5%
2019	771,160	101,056	132,133	39.9	94,234	2.2%
2020	771,061	107,559	141,841	39.8	93,554	10.8%
2021	751,596	*	*	40.8	90,315	5.0%
2022	744,662	*	*	*	86,442	2.1%

* Information not available

Data Sources

¹ State of California Department of Finance - <https://www.dof.ca.gov/Forecasting/Demographics/Estimates/e-4/2021-22/>

² U.S. Department of Commerce Bureau of Economic Analysis (includes retroactive revisions)

³ U.S. Census Bureau, American Community Survey

⁴ State of California Department of Education

⁵ State of California Employment Development Department, Labor Market Division (includes retroactive revisions)

Notes: Starting fiscal year (FY) 2015-16 the District changed from a fiscal year end date of March 31st to June 30th. As a result, FY2015-16 is a fifteen (15) month period rather than a twelve (12) month period.

Principal Employers
Most Current Year and Nine Years Ago

Employer	County of Santa Clara					
	2022			2013		
	Number of Employees ¹	Rank	Percentage of Total Employment	Number of Employees ²	Rank	Percentage of Total Employment
Google LLC	41,665	1	4.10%	11,000	6	1.27%
Apple Inc.	25,000	2	2.46%	12,000	5	1.39%
Tesla Motors Inc.	22,000	3	2.16%	*	*	*
County of Santa Clara	20,912	4	2.06%	15,564	2	1.80%
Stanford University	15,750	5	1.55%	14,369	3	1.66%
Stanford Health Care	15,708	6	1.54%	7,936	7	0.92%
Kaiser Permanente Northern California	14,675	7	1.44%	13,500	4	1.56%
Cisco Systems Inc.	10,847	8	1.07%	16,494	1	1.90%
Applied Materials Inc.	8,500	9	0.84%	*	*	*
City of San Jose	7,627	10	0.75%	5,495	9	0.63%
Lockheed Martin Space Systems Co.	*	*	*	6,800	8	0.79%
Intel Corporation	*	*	*	5,400	10	0.62%
Total	182,684		17.97%	108,558		12.54%

Employer	County of San Mateo ³					
	2021 ⁴			2013		
	Employees	Rank	Total	Employees	Rank	Total
Meta (Facebook Inc.)	15,407	1	3.51%	2,865	7	
Genentech Inc.	12,000	2	2.73%	8,800	2	2.37%
Oracle Corp.	9,149	3	2.08%	6,524	3	2.43%
United Airlines	7,894	4	1.80%	10,000	1	1.89%
County of San Mateo	5,705	5	1.30%	5,929	4	1.57%
Gilead Sciences Inc.	419	6	0.95%	2,596	8	0.58%
YouTube	2,384	7	0.54%			
Sony Interactive Entertainment	1,855	8	0.42%			
Alaska Airlines	1,591	9	0.36%			
Electronic Arts Inc.	1,478	10	0.34%			
Visa/USA/Visa International				2,895	6	1.06%
Kaiser Permanente				3,911	5	1.00%
Mills-Peninsula Health Services				2,200	9	0.76%
Safeway, Inc.				2,195	10	0.67%
Total	57,882		14.03%	47,915		12.33%

* Information not available

Source:

¹ Silicon Valley Business Journal, July 8-14, 2022

² County of Santa Clara Finance Department. FY2012-13 ACFR

³ San Francisco Business Times - 2022 Book of Lists and California Employment Development Department

⁴ Latest information available for principal employers in the County of San Mateo.

Resolution No. 23-XX

The Government Finance Officers Association (GFOA) of the United States and Canada presented a Distinguished Budget Presentation Award to Midpeninsula Regional Open Space District for its annual FY23 budget. To receive this award, a governmental unit must publish a budget document that meets program criteria as a policy document, financial plan, operations guide and communications device.

This award is valid for a period of one year only. We believe our current FY24 budget continues to conform to program requirements and we are submitting it to GFOA to determine its eligibility for an award.



Section 2: Budget Summary and Overview

Table of Contents

Section 2: Budget Summary and Overview	1
Table of Contents.....	1
Budget Summary and Overview	2
Revenues	4
Expenditures.....	6
Staffing	10
Hawthorns Fund.....	15
Measure AA Projects.....	16
Vision Plan	18
Debt Service	20
Grants Program.....	24
General Fund Balance	25
Long-Range Financial Planning.....	27
Delivering on Midpen’s Mission	28
Climate Action Plan	29
Diversity, Equity, and Inclusion.....	30
Budget Process.....	31
Financial Policies	35

Section 2

Budget Summary and Overview

Budget Summary and Overview

The Midpeninsula Regional Open Space District's (Midpen) Proposed FY24 Budget reflects Midpen's priorities established by the Board of Directors (Board) in December 2022 as part of its annual Strategic Plan update. Based upon these priorities, staff prepared the FY24, FY25 and FY26 Three-Year Capital Improvement and Action Plan (included in Section 3: Capital Improvement and Action Plan) for Board approval. Subsequently, staff developed a detailed budget by department and fund, which is included in the current section and Section 4: Department Summaries.

FY24 Financial Overview

Midpen's budget is comprised of the operating and capital budgets, land acquisition, and debt service, which are funded by five distinct funds, four of which are major governmental funds:

Fund 10: General Fund Operating. This includes personnel costs, routine operational and maintenance expenses, debt service, and non-capital projects (Fund 10 is a major fund).

Fund 20: Hawthorns. This endowment fund may only be used for expenses required to maintain the value of the property gifted to Midpen by the Woods family (Fund 20 is reported as part of Fund 10 General Fund in audited financial statements).

Fund 30: Measure AA Capital. Only capital projects and land acquisitions included in the top 25 priority Vision Plan Project Portfolios are eligible for Measure AA (MAA) funding (Fund 30 is a major fund).

Fund 40: General Fund Capital. This includes vehicles, equipment, and facilities, as well as capital projects and land acquisitions that are either not eligible for MAA funding or are beyond what MAA is able to fund (includes projects from the 54 Vision Plan priority Project Portfolios) (Fund 40 is a major fund).

Fund 50: Debt Service Fund. This includes payments on all Midpen-issued debt, both public and private (Fund 50 is a major fund).

Compared to most city and county government agencies, Midpen's operating budget accounts for a much lower percentage of the total budget (55%), reflecting the organization's focus on project delivery. Capital projects and land acquisition account for 28% of the budget and debt service totals 17%.

The following table breaks out the revenue and expenses by fund. Each fund has either a balanced budget for FY24 or a positive change in fund balance. Once adopted, appropriations are made for all funds at the fund level.

FY24 Budget by Fund

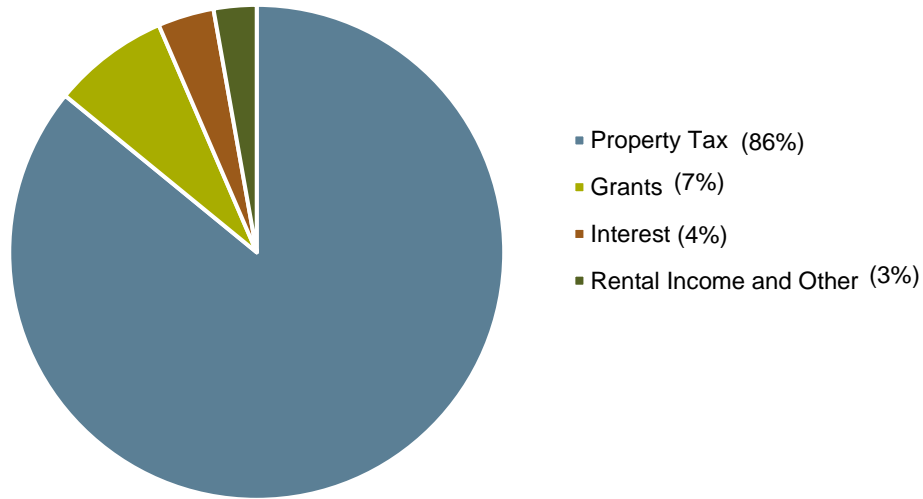
FY24 Change in Fund Balance	Fund 10 General Fund Operating	Fund 20 Hawthorns	Fund 30 Measure AA Capital	Fund 40 General Fund Capital	Fund 50 Debt Service	Total
Revenue						
Property Tax Revenues	\$66,497,000				\$5,449,000	\$71,946,000
Grants (Awarded)	1,353,000		4,781,010	239,000		6,373,010
Interest Income	2,264,000	60,000	662,000		90,000	3,076,000
Rental Income	1,525,645					1,525,645
Rental Income (5050 El Camino Real)	312,288					312,288
Rancho San Antonio Agreement	410,732					410,732
Miscellaneous	100,000					100,000
Total Revenues	72,462,665	60,000	5,443,010	239,000	5,539,000	83,743,675
Other Funding Sources						
Bond Reimbursements			7,357,637			7,357,637
Hawthorns Funds		(22,800)				(22,800)
Assigned Fund Balance Transfers						0
Committed for Infrastructure Transfer						0
Committed for Future Acquisitions & Capital Projects	(2,062,386)					(2,062,386)
Committed for Capital Maintenance	(2,059,535)					(2,059,535)
Unassigned Fund Balance	(4,014,200)					(4,014,200)
General Fund Transfers	(18,838,051)			10,057,776	8,780,275	0
Total Other Funding Sources	(26,974,171)	(22,800)	7,357,637	10,057,776	8,780,275	(801,283)
Grand Total: Revenues & Other Funding Sources	45,488,494	37,200	12,800,647	10,296,776	14,319,275	82,942,392
Expenses						
Operating	41,490,722	37,200				41,527,922
Labor Reimbursement	(619,981)					(619,981)
Capital & Projects	4,617,753		12,800,647	10,296,776		27,715,176
Debt Service (General Fund Debt)					8,870,275	8,870,275
Debt Service (Measure AA Debt)					5,300,988	5,300,988
Total Expenses	45,488,494	\$37,200	\$12,800,647	\$10,296,776	\$14,171,263	\$82,794,380
Change in Fund Balance	\$0	\$0	\$0	\$0	\$148,012	\$148,012

Revenues

Midpen's FY24 revenue estimate totals \$83.7 million, a decrease of \$12.1 million from the FY23 amended of \$95.8 million. The vast majority of revenue, 86% or \$71.9 million, comes from property tax receipts and represents a total increase of 4% from FY23. The increase in property tax revenue reflects a robust real estate market in the San Francisco Bay Area, despite the effects of the post COVID-19 pandemic economy. Grant revenue from secured grants is lower in FY24 compared to FY23 by \$6.5 million due to a substantial \$9.9 million received in late June for the Cloverdale acquisition (MAA13-003). Interest income is projected to increase by \$1.4 million. Rental Income and Other is projected to decrease by \$10.1 million due in large part to two revenue sources that will be received earlier than expected, by the end of FY23 versus in FY24. These two revenue sources arise from the \$10.4 million sale of the former 330 Distel Circle Administrative Office and \$9.9 million in outside grant funds that will be received for the Cloverdale acquisition (MAA13-003) by June 2023 (these two sources are therefore now posted to FY23 versus FY24).

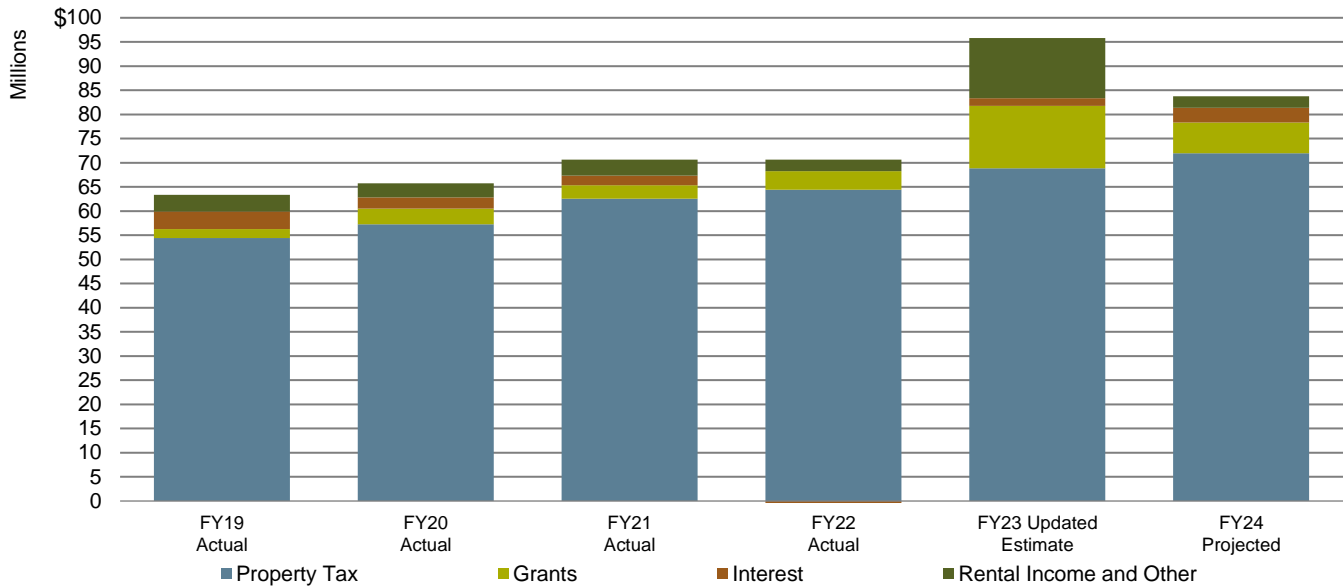
The chart below provides a breakdown of projected FY24 revenue by source.

FY24 Revenue by Source



	Property Tax	Grants	Interest	Rental Income and Other	Total
Amount	\$71,946,000	\$6,373,010	\$3,076,000	\$2,348,665	\$83,743,675
Percent	86%	7%	4%	3%	100%

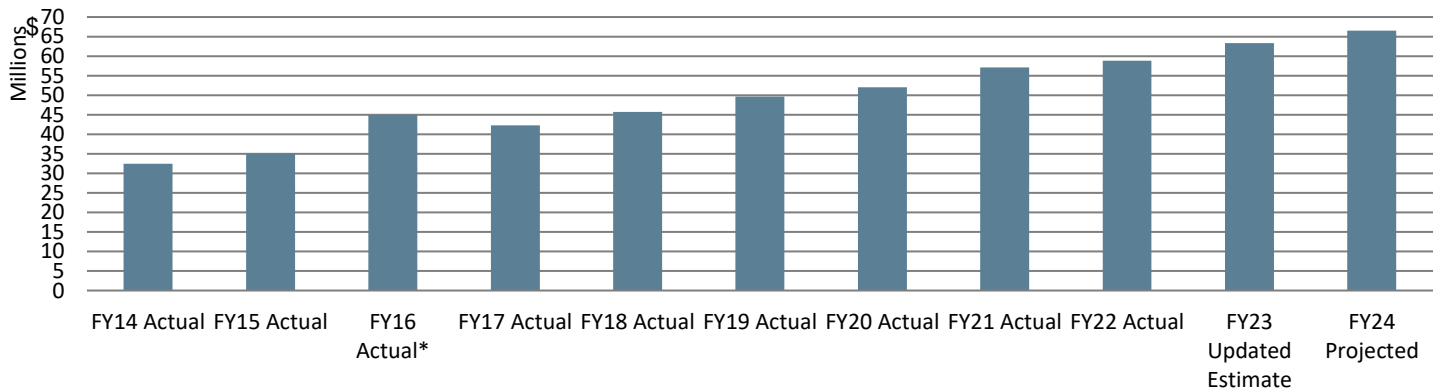
Total Revenue Trend



Revenue	FY19 Actuals	FY20 Actuals	FY21 Actuals	FY22 Actuals	FY23 Updated Estimate	FY24 Projected
Property Tax	54,395,054	57,282,061	62,545,468	64,409,628	68,852,000	71,946,000
Grants	1,874,272	3,262,087	2,815,930	3,884,075	12,889,865	6,373,010
Interest Income	3,627,639	2,307,192	1,978,946	(896,478)	1,643,000	3,076,000
Rental Income and Other	3,442,075	2,916,880	3,305,560	2,332,512	12,426,400	2,348,665
Total	63,339,040	65,768,220	70,645,902	69,729,737	95,811,265	83,743,675

The following graph depicts the historical and projected trend for General Fund property tax revenues (excluding MAA ad valorem levy for debt service).

Property Tax Trend



*FY16 reflects 15 months of revenue due to changing the fiscal year start from April 1 to July 1.

Santa Clara Valley and the Peninsula continue to see high real estate prices where demand for housing exceeds supply. Additionally, the maximum allowed inflation adjustment factor of 2% is applied to the base value of eligible properties. Correspondingly, General Fund property tax revenues (excluding the Measure AA Ad Valorem levy) are projected to have a healthy growth rate of 5% from FY23 to FY24 and 4% annually for the future years. The primary factors used in the projection of revenues are historical growth in assessed valuation and new construction information, which are provided by the County Assessors' offices in San Mateo and Santa Clara counties.

2020-2024 General Fund Tax Revenue

	Actual FY20	Actual FY21	Actual FY22	Budget FY23	Updated Estimate FY23	Budget FY24	% Increase*
Santa Clara County							
Current Secured	\$31,381,565	\$33,817,054	\$35,602,710	\$38,664,000	\$38,362,000	\$40,472,000	5.5%
Current Unsecured	2,064,710	2,179,811	2,021,764	2,140,000	2,111,000	2,153,000	2.0%
Total Santa Clara County	33,446,275	35,996,866	37,624,474	40,804,000	40,473,000	42,625,000	5.3%
San Mateo County							
Current Secured	14,369,471	15,836,224	17,343,424	18,297,000	18,365,000	19,467,000	6.0%
Current Unsecured	646,610	1,319,653	24,591	542,000	568,000	579,000	1.9%
Total San Mateo County	15,016,082	17,155,876	17,368,015	18,839,000	18,933,000	20,046,000	5.9%
Supplement + HOPTR	2,211,617	2,944,895	2,755,723	1,350,000	1,908,000	1,784,000	-6.5%
Redevelopment	1,381,765	1,012,815	1,090,879	1,411,000	2,042,000	2,042,000	0.0%
Total Tax Revenue	\$52,055,738	\$57,110,452	\$58,839,091	\$62,404,000	\$63,356,000	\$66,497,000	5.0%

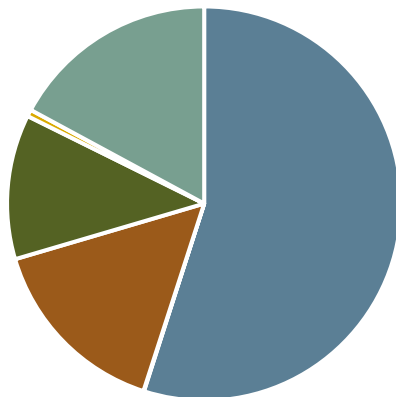
*Percentage increase compares FY23 Updated Estimate to FY24 Budget.

Expenditures

FY24 expenditures total \$82.8 million, reflecting a net total budget decrease of 1% as compared to the FY23 adopted budget. The primary decrease is in Fund 50 Debt Service due to having paid off two debt service obligations in FY23. However, the General Fund 40 Capital budget is increasing by \$3.4 million compared to the FY23 adopted budget. This increase is primarily driven by repair work needed to mitigate the unprecedented storm damage Midpen lands sustained during the 2022-2023 strong winter storms.

Consistent with Midpen’s practice over the last several fiscal years, land acquisitions will be budgeted if the transaction has great certainty, otherwise the budget is amended at the time of purchase. The land budget only accounts for appraisals and other costs associated with property purchase research and early negotiations.

FY24 Budget By Fund

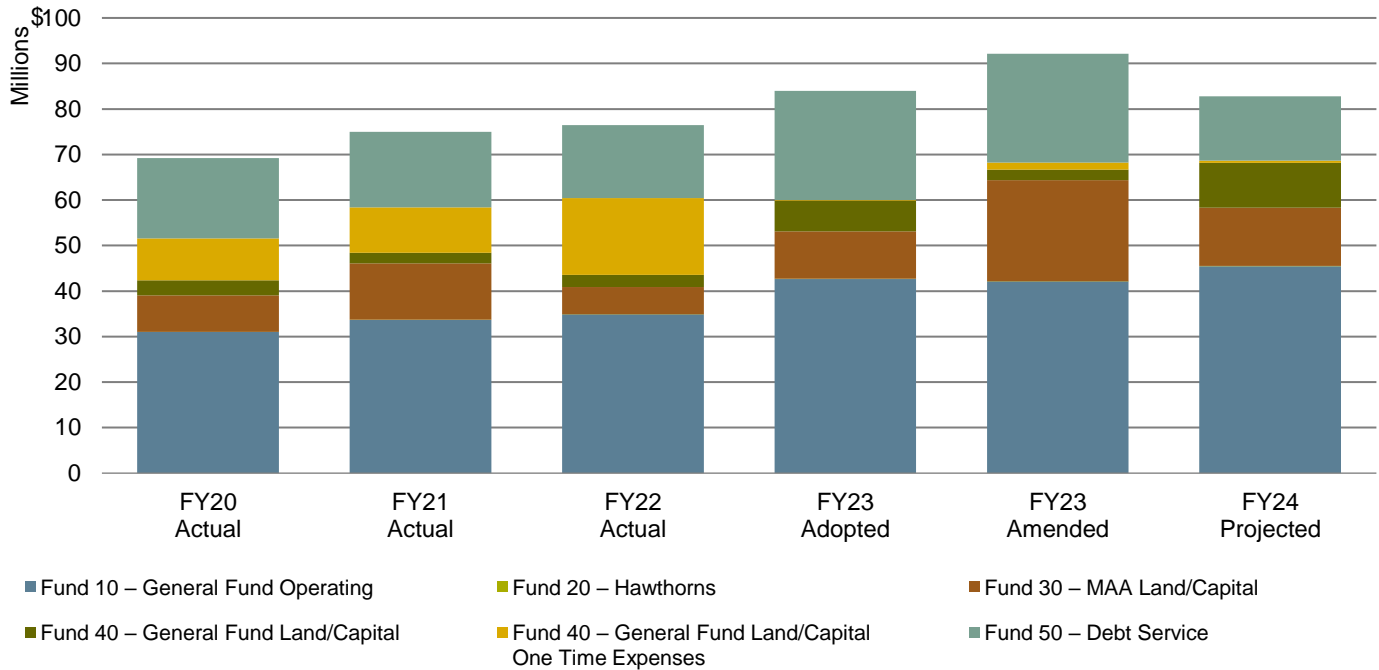


- Fund 10 – General Fund Operating (55%)
- Fund 20 – Hawthorns (<1%)
- Fund 30 – MAA Land/Capital (15%)
- Fund 40 – General Fund Land/Capital (12%)
- Fund 40 – General Fund Land/Capital One Time Expenses (<1%)
- Fund 50 – Debt Service (17%)

Midpen Budget By Funding Source	FY22 Actuals	FY23 Adopted Budget	FY24 Proposed Annual Budget	\$ Change From FY23 Adopted Budget	% Change From FY23 Adopted Budget
Fund 10 – General Fund Operating	\$34,889,145	\$42,665,113	\$45,488,494	\$2,823,381	7%
Fund 20 – Hawthorns	14,439	37,200	37,200	0	0%
Fund 30 – MAA Land/Capital	5,969,148	10,407,114	12,800,647	2,393,533	23%
Fund 40 – General Fund Land/Capital	2,708,518	6,784,600	9,831,776	3,047,176	45%
Fund 50 – Debt Service	16,044,888	23,943,488	14,171,263	(9,772,225)	-41%
Subtotal Midpen Budget	59,626,138	83,837,515	82,329,380	(1,508,135)	-2%
Fund 40 – General Fund Land/Capital One Time Expenses	16,821,007	146,000	465,000	319,000	218%
Total Midpen Budget	\$76,447,145	\$83,983,515	\$82,794,380	(\$1,189,135)	-1%

The following chart depicts actual and projected expenditures over a five-year period by fund.

Five-Year Expenditure Trend



Fund 10 – General Fund Operating

The General Fund Operating budget increase of 7%, or \$2.8 million, includes Salaries and Benefits as well as Services and Supplies. Net Salaries and Benefits represent \$1.8 million of the Fund 10 increase; this is due to new proposed positions (described further below), the annualized cost of new positions that were added in FY23, cost-of-living-adjustments, and annual salary step and benefit increases.

Services and Supplies increased by \$1 million. This reflects an increased effort to reduce fire fuels and increase wildland fire resiliency work, as well as working on mitigating storm damage caused in FY23.

Fund 20 – Hawthorns

The Hawthorns fund includes funding for fuel reduction and fire clearance work, as well as pest control work to prevent deterioration of

historic resources. Potential major work on the historical structures is awaiting Board direction as the District develops potential disposition options for the 13 structures based in part on the recent findings of a structural assessment – these options are planned to come before the Board for review in late 2023. Board decisions on each structure will generate future implementation projects with budgets that will be added to this or future fiscal year workplans.

Fund 30 – Measure AA Land/Capital

The Measure AA (MAA) Capital Fund increase of 23%, or \$2.4 million, in projected annual expenses reflects the upfront inclusion of a previously approved land acquisition project (Eberhard Property). Normally, budget adjustments for the purchase cost of land acquisitions are made at the time of approval, given the speculative nature of land negotiations and approvals. Excluding the land acquisition project, the MAA Capital Fund is decreasing by 9%, or \$0.9 million as many large projects are in their completion phase. In total, the proposed CIAP includes 33 MAA projects, including the completion of the following three projects: Bear Creek Redwoods Phase II Trail Improvements, Alpine Road Regional Trail repairs in Coal Creek, and the La Honda Creek White Barn Structural Rehabilitation.

Additional projects include the conservation of important coastal agricultural and upper watershed lands (including closing escrow on the Eberhard Property), progress on furthering the Highway 17 Wildlife and Trail Crossing project, the next phase of work for the Restoration Forestry Demonstration project, and development of the Hawthorns Area Plan.

Fund 40 – General Fund Land/Capital

The General Fund Land/Capital budget is increasing by \$3.4 million compared to the FY23 adopted budget. The increase is primarily driven by the unprecedented storm damage sustained in late 2022 and early 2023 given the multiple atmospheric river events experienced in the Bay Area. After cyclonic winds and record-setting rains, the District is now facing approximately \$8.4 million in repair work and many repair projects, 13 of which are storm damage projects, 11 of which were recently added to the proposed FY24 budget and Capital Improvement and Action Plan (storm damage scope was added to 2 existing projects). Much of this work is anticipated to be accomplished using FEMA disaster relief funds.

Fund 50 – Debt Service

The Debt Service Fund for FY24 decreased by approximately \$9.8 million from FY23, or 41%. In FY23, a large debt service payment of \$6.4 million was made to retire the remaining balance of the 2017 Parity Bonds (Series B) upon the 5-year call date in December. This is being paid by the proceeds from the sale of the 330 Distel Circle building (the former main Administrative Office site).

Expenditure Summary

For FY24, operating expenses are expected to increase at a moderate rate; the inclusion of three net regular full-time positions and budgeting for two more interns supports continued project and program delivery of Midpen's mission to the public.

On the following page, the first table illustrates the breakdown of the FY24 budget by fund and breaks out the General Fund between salaries and services and supplies. The second table breaks out the budget by department. Additional budget information is provided in Section 4: Department Summaries.

FY24 Budget by Fund and Expenditure Type

Midpen Budget by Expenditure Category	FY22 Actuals	FY23 Adopted Budget	FY24 Proposed Budget	\$ Change from FY23 Adopted Budget	% Change from FY23 Adopted Budget
Salaries and Benefits	\$25,963,012	\$30,988,161	\$32,784,484	\$1,796,323	6%
Less: MAA Reimbursable Staff Costs	(397,294)	(669,235)	(619,981)	49,254	-7%
Net Salaries and Benefits	25,565,718	30,318,926	32,164,503	1,845,577	6%
Services and Supplies	9,323,427	12,346,187	13,323,991	977,804	8%
Total Operating Expenditures	34,889,145	42,665,113	45,488,494	2,823,381	7%
Hawthorns Operating	189	37,200	37,200	0	0%
Hawthorns Capital	14,250	0	0	0	0%
Total Hawthorns Expenditures	14,439	37,200	37,200	0	0%
Measure AA Capital (Fund 30)	5,631,050	10,317,114	9,348,467	(968,647)	-9%
General Fund Capital (Fund 40)	2,615,804	6,273,600	9,481,776	3,208,176	51%
General Fund Capital (Fund 40) - One Time Expenses	16,821,007	146,000	465,000	319,000	218%
Total Capital Expenditures	25,067,860	16,736,714	19,295,243	2,558,529	15%
Measure AA Land and Associated Costs (Fund 30)	338,098	90,000	3,452,180	3,362,180	3736%
General Fund Land and Associated Costs (Fund 40)	92,715	511,000	350,000	(161,000)	-32%
Total Land and Associated Costs	430,813	601,000	3,802,180	3,201,180	533%
Debt Service	16,044,888	23,943,488	14,171,263	(9,772,225)	-41%
Total Debt Service (Fund 50)	16,044,888	23,943,488	14,171,263	(9,772,225)	-41%
Total Midpen Budget	\$76,447,145	\$83,983,515	\$82,794,380	(\$1,189,135)	-1%

FY24 Budget by Department

Midpen Budget by Department	FY22 Actuals	FY23 Adopted Budget	FY24 Proposed Budget	\$ Change from FY23 Adopted Budget	% Change from FY23 Adopted Budget
Administrative Services Business Line	\$7,428,694	\$8,401,683	\$9,192,833	\$791,150	9%
Engineering and Construction	7,090,080	11,420,286	11,051,046	(369,240)	-3%
General Counsel	767,210	1,019,996	1,041,173	21,177	2%
General Manager	1,894,382	2,550,603	2,567,282	16,679	1%
Land and Facilities	10,720,326	13,832,383	18,918,414	5,086,031	37%
Natural Resources	4,022,833	7,245,067	7,678,440	433,373	6%
Planning	2,525,569	3,042,686	3,186,876	144,190	5%
Public Affairs	2,030,710	2,185,311	1,725,382	(459,929)	-21%
Real Property	1,282,469	1,520,275	4,737,797	3,217,522	212%
Visitor Services	5,818,980	8,675,737	8,058,876	(616,861)	-7%
Debt Service	16,044,888	23,943,488	14,171,263	(9,772,225)	-41%
Total Midpen Budget	59,626,138	83,837,515	82,329,380	(1,508,135)	-2%
One Time Expense: Fund 40 Land/Buildings	16,821,007	146,000	465,000	319,000	218%
Grand Total: Midpen Budget	\$76,447,145	\$83,983,515	\$82,794,380	(\$1,189,135)	-1%

Staffing

Midpen staffing for FY24 is budgeted for 195.65 Full Time Equivalent (FTE), representing a recommended increase of the equivalent of three net regular full-time positions (FTEs) as compared to the FY23 adopted staffing level of 191.45 FTEs. The FY24 budget also includes funds for two more interns and more seasonal open space technicians than budgeted for in FY23.

Activity since the inception of the Financial and Operational Sustainability Model (FOSM), which was approved in 2014 is summarized in the first table in this section. Consistent with the FOSM, the recommended new FTEs are within the agencywide anticipated total growth numbers.

Regular Positions by Department

Department	FY20 Adopted FTE	FY21 Amended FTE	FY22 Adopted FTE	FY23 Adopted FTE	FY24 Proposed FTE	Change from FY23 Modified
Administrative Services Business Line	26.25	26.25	27.25	29.25	31.25	2.00
Engineering and Construction	7.00	7.00	7.00	7.00	7.00	0.00
General Counsel	3.50	4.00	4.00	4.00	4.00	0.00
General Manager	8.00	8.00	8.00	8.00	8.00	0.00
Land and Facilities	49.00	49.00	51.00	54.00	54.00	0.00
Natural Resources	11.00	11.00	11.00	12.00	12.00	0.00
Planning	11.00	11.00	11.00	11.00	11.00	0.00
Public Affairs	8.00	7.00	7.00	7.00	7.00	0.00
Real Property	5.00	5.00	5.00	5.00	5.00	0.00
Visitor Services	41.00	41.00	42.00	44.00	45.00	1.00
Subtotal FTE	169.75	169.25	173.25	181.25	184.25	3.00
Seasonals	10.20	10.20	10.20	10.20	11.40	1.20
Total FTE	179.95	179.45	183.45	191.45	195.65	4.20

**Interns and limited term positions are not included in the FOSM projections or the regular FTE positions table. A separate table for interns and limited term positions is show below.*

Administrative Services Business Line

Senior Grants Technician (net 0.5 FTE)

This request would create a full-time technician for the Grants Program, which is currently shared half-time with Procurement. Making this position full-time would support the growth of the Grants Program by maintaining active grants, coordinating the Grantmaking Program (e.g., solicitations and proposal review process), assisting with contracts for grant writers, assisting with grant applications, and sourcing information (both internal and external) to include in grant applications and solicitations. The Grants Program continues to expand the amount of funds it brings to the District and is now applying to many more grant programs and establishing connections with non-traditional sources of funding. This growth requires additional administrative support to manage new task orders for grant writers, coordinate reimbursement requests, prepare/submit quarterly reports for grant funded projects, track multiple grants for large projects, ensure compliance of grant deliverables and agreement requirements, as well as process payments and deliverables for the District's Grantmaking Program awards.

Senior Procurement Technician (net 0.5 FTE)

This request would create a full-time technician for Procurement, which is currently shared half-time with Grants. Making this position full-time would (1) ensure that the position remains sufficiently focused to support procurement needs and (2) increase the level of procurement support in preparing and routing purchase orders and contracts, verifying data for accuracy, and entering data into the enterprise resource planning (ERP) system. The demands of the Grants Program have absorbed much of the current half-time position, severely limiting the capacity of the Procurement Program to support the number of contracts and purchase orders generated, track the expiration dates of contracts and contingency spending amounts, assist with managing online solicitations, track internal electronic contract routing, and support trouble-shooting related to the transition to a new enterprise resource planning (ERP) system. The current limited capacity of the incumbent is creating prolonged posting solicitations and delays in routing contracts for processing and entering contracts and purchase order in the ERP system, which ultimately delays project and program delivery throughout the District.

Senior Technologist (1 FTE)

The Senior Technologist would support the Information Systems & Technology (IST) Department by implementing cybersecurity projects and performing complex technical support on District computer systems. This position will play a crucial role in ensuring the smooth operation of IT systems. Key responsibilities include maintaining systems, ensuring technology security, optimizing staff processes, and minimizing user downtime. The goal is to ensure the technology infrastructure (hardware, software, systems) is reliable, secure, and enables the organization to operate effectively. In the past five years, the District has rapidly advanced its technology to meet the evolving needs of the organization. These new systems (including cloud-based, remote/hybrid systems) that are located and utilized across five offices plus remote stations (including ranger vehicles) and have a higher level of technical complexity that has increased the workload for IT staff.

Visitor and Field Services Business Line

Ranger (Overfill, 1 FTE)

Over the last four years the District has recruited at least once a year for rangers and this trend is expected to continue. Filling a ranger vacancy takes 15 to 18 months, from recruitment to the time they are released from training when they can patrol as a solo ranger. The extensive recruitment and hiring process includes interviews, background checks, meeting the requirements of the conditional job offer, and completion of both the ranger academy and District field training program. Having a second overfill ranger would allow the District to place them in a vacant position immediately and/or deploy them to ensure sufficient geographic coverage and minimum staffing levels in response to extended leaves of absence due to injury, family medical leave, or internal promotions, resignations, or the need to place rangers on a light-duty assignment. Ranger staffing is based on a seven-day-a-week shift coverage with very little room to absorb unexpected shift shortages or vacancies. This position would provide added relief capacity for these ongoing challenges.

Interns Positions by Department

Department	FY20	FY21	FY22	FY23	FY24	Change from FY23
Administrative Services Business Line	2	2	1	2	3	1
Engineering and Construction	0	0	0	0	1	1
General Counsel	0	0	0	0	0	0
General Manager	0	0	0	0	0	0
Land and Facilities	0	0	0	0	0	0
Natural Resources	2	2	2	2	2	0
Planning	0	0	2	2	2	0
Public Affairs	0	0	2	3	2	-1
Real Property	0	0	0	0	0	0
Visitor Services	1	1	1	0	0	0
Total	5	5	8	9	10	1

Internship Program

The budget also includes funding to expand the District's limited-term internship program, which is proving to be an effective tool in furthering the agency's Diversity, Equity, and Inclusion goals, establishing a recruitment pipeline for entry-level positions, and providing project and program level support for the agency. The Internship Program is designed to provide motivated college students and recent graduates with a unique learning experience in local government. Interns can expect to work alongside and learn from seasoned District employees and contribute their talents to a variety of projects. Two new interns, one in the Project Planning and Delivery business line (within the Engineering and Construction Department) and one in the Finance & Administrative Services business line (within the GIS Program of the Information Systems & Technology (IST) Department), are proposed to be added in FY24 for a total of ten interns across several departments.

Proposed New Interns (2)

Engineering and Construction Department (1 Intern)

Under close guidance of seasoned project management staff, the Engineering and Construction Intern would support professional level engineering and construction project management activities, including the design and implementation of capital improvement and natural resource preservation and protection projects; coordinate project related assignments with other District staff, outside consultants, contractors and regulatory agencies; assist with bidding process and construction efforts; and perform related work as required.

Geographic Information Systems in the IST Department (under Administrative Services Business Line) (1 intern)

The GIS Intern would gain experience in cartography, data collection/management, web/software support, and customer service by performing entry level GIS services that support Midpen operations and projects. The GIS Intern would support the GIS mapping and data entry needs of Vision Plan and Measure AA projects and of field-related programs, including the tracking of fuel and vegetation treatment related to the Wildland Fire Resiliency and Integrated Pest Management Programs.

Current Intern Roster (8)

Human Resources Department (1 intern)

The Human Resources (HR) Intern gains valuable work experience and exposure to various HR functions and the public sector, including: recruitment, selection and retention activities; onboarding and offboarding employees; staff training, staff development and recognition; research of employee benefits; HR metrics and demographics tracking, analysis and reporting; policy research; assistance with compensation studies; data entry into the Human Resources Information System (HRIS) and employee/customer service. Interns participate in the HR functions in the lifecycle of Midpen employees and provide a myriad of HR support. The interns receive feedback, coaching and practical experience needed to advance as a professional in Human Resources.

Information Systems and Technology Department (1 intern)

The IST intern is exposed to government information technology. They gain applicable experience to prepare them for an IT Technician job. This intern also participates in new cybersecurity projects, software integration and provide hands-on helpdesk support. In addition, they are exposed to contracting and overall IT management processes. The move to the new administrative office required additional IT systems and assets to manage the 'smart' building, providing additional IT learning opportunities.

Natural Resources Department (two interns)

The Wildlife Biology Intern assists with essential projects and programs like the wildlife camera program, the mountain lion collaring project, and wildlife monitoring, including purple martin monitoring at Mt. Thayer, California red-legged frog monitoring and other biological monitoring to support capital and routine work. The intern also assists with reviewing and preparing permits for outside researchers. Training is provided in a variety of wildlife identification and field survey techniques as well as desktop review of wildlife imagery and data entry and management.

The Conservation Biology Intern assists with essential projects and programs like the Conservation Grazing Program, Mitigation and Monitoring Programs, and capital improvement projects as a biological monitor. Training is provided in a variety of natural resource identification and field survey techniques. In addition, the intern assists with the Request for Qualifications and Proposals and/or Requests for Bids process as needed.

Planning (two interns)

Planning interns are trained to conduct data collection/entry and site verification and photo documentation in the field (50% - 60%), assisting Midpen Planners and GIS staff with critical projects such as the Trail Information Project and Historic Resources Library/Database. The Planning Interns also work on a broad range of duties, responsibilities and assignments balancing field work, online research and analysis, the application of computer and GIS skills, and support public meetings to round out their exposure to Planning.

Public Affairs (two interns)

Interns are engaged with supporting outreach and event planning; editorial planning; digital content management; and public/media relations planning. Interns learn and practice project management skills; strategic content creation; interviewing skills; and public engagement strategies. The summer/fall Public Affairs interns work on a wide variety of assignments and projects, including: research and writing for publications; creating social media posts and campaigns; creating and updating website content; drafting, proofreading and production of various informational materials; and special projects. The winter/spring Public Affairs intern work on a wide variety of assignments and projects, including: research and writing for publications; creating social media posts and campaigns; creating and updating website content; drafting, proofreading and production of various informational materials; and supporting governmental relations projects.

Compensation and Benefits

Salaries and benefits make up the largest component of expenditures, estimated at 39% of total FY24 expenditures. This category includes all personnel-related costs. Midpen has two represented groups: Midpeninsula Regional Open Space District Field Employees Association and the Midpeninsula Rangers Peace Officers Association. The remaining unrepresented employees are Office, Supervisory and Management Employees.

Midpen's Board-adopted Classification and Compensation Plan outlines all position titles, step range number (6-59), and salary ranges, and is available on the organization's website.

Midpen contracts with the California Public Employee's Retirement System for retirement pension benefits. Midpen's retirement formulas are 2.5% @ age 55 for "Classic" members and 2% @ age 62 for "New" members. Staff may participate in optional deferred compensation plans.

Midpen provides health insurance coverage to all its full-time employees and their dependents. The health insurance program is administered by CalPERS where a variety of medical plans are available for the employee's selection. There is also a cash-in-lieu benefit for those who opt out of a medical plan. Additional health benefits include full dental insurance coverage for employees and their eligible dependents (Delta Dental), including 60% orthodontia coverage, and full vision insurance for employees and their dependents (VSP).

Other insurances provided include Life, AD&D, Long Term Disability, supplemental life, SDI, paid family leave and workers' compensation. Additional benefits include a Midpen-paid employee assistance program, vacation starting at 15 days per year, 3 days of personal leave per year, administrative leave (if eligible), 12 paid holidays and up to 12 days of sick leave per year. Optional benefits that staff may take advantage of include flexible spending plans, commuter incentive program, tuition reimbursement programs, and supplemental life insurance. In addition, Midpen is a strong advocate for training and provides numerous opportunities for employees throughout the year.

Midpen pays \$380 per month toward CalPERS retiree medical, which is above the PEMHCA minimum amount of \$151 per month (a lifetime benefit).

FOSM Projections and Staffing Growth

Business Line	FOSM Projected Growth by 2020	Previously approved through 2020	FOSM Projected Growth between 2020 to 2045	Previously approved	Recommended New FY24 Permanent Positions	Remaining FOSM Projected Positions Through 2045
Planning and Project Delivery	10 to 13	10	TBD / 4	0	0	TBD / 4
Visitor and Field Services	20 to 25	29	37 to 45	9	1	27 to 35
Finance and Administrative Services	9 to 11	11	6 to 8	2	2	2 to 4
General Manager's Office	2	2	0	0	0	0
Total	41 to 51	52	43 to 57	11	3	29 to 43

Future Growth in Staffing

The 2015 FOSM initially projected growth in Midpen staffing from 2014 through 2020, with a second growth phase from 2020 through 2045. Growth from 2014 through 2020 projects a total of up to 51 new positions. The FOSM also projects growth in Midpen staffing between 2020 and 2045 of up to an additional 57 new positions, for a grand cumulative total of up to 108 positions. Since December 2014, 52 new positions have been approved by the Board, completing the first growth phase. Since June 2022, 11 new positions have been approved by the Board and the equivalent of 3 more are proposed now in the second growth phase. The above recommendations, if approved by the Board, would raise the total regular new full-time equivalent positions since 2014 to 66.

Considering the magnitude of Midpen's restructuring as of 2014, it has been important to spend time working with the expanded organization to evaluate how the synergies among new capacities provide added efficiencies and expand access to outside revenue sources. In FY23, almost 10 years after the 2015 FOSM study, Midpen started the process of updating the FOSM based on new information, commitments, programs, projects and acquisitions to provide an modernized roadmap with refreshed metrics to guide future growth. Based on the FOSM update and related reforecast of Midpen's 30-year financial model, future additional positions would be submitted for Board consideration as part of new fiscal year budget approvals. Such additional position requests would remain consistent with the updated FOSM projections and the re-forecasted 30-year fiscal model to ensure long-term financial sustainability.

Hawthorns Fund

Hawthorns, a 79-acre historic estate named for the flowering hawthorn bushes that once lined its boundary, is one of the last remaining islands of open space in residential Portola Valley. On November 10, 2011, Midpen received a gift of the Hawthorns property and an endowment of \$2,018,445 to manage the property in perpetuity.

The FY24 annual budget for the Hawthorns endowment totals \$37,200, which is the same as the FY23 adopted budget. Capital repairs on the historical structures is awaiting Board direction as the District develops potential disposition options for the 13 structures based in part on the recent findings of a structural assessment – these options are planned to come before the Board for review in late 2023. Board decisions on each structure will generate future implementation projects with budgets that will be added to this or future fiscal year workplans. Other maintenance efforts to mitigate deterioration of the structures and to maintain defensible space, as required by the Woodside Fire Protection District, are included in the \$37,200 operating budget.

The endowment fund balance at the end of FY24 is projected to be \$1,587,622 as shown below.

Hawthorns – Projected Cash Balance

Hawthorns: Endowment Fund	Interest Income	Expenditures	Total Cash Balance
Hawthorns Fund Original Endowment			\$2,018,445
Actual: FY12 through FY17	\$63,815	(\$546,389)	1,535,871
FY18 Actual	5,147	(40,412)	1,500,606
FY19 Actual	63,321	(30,888)	1,533,039
FY20 Actual	66,906	(12,838)	1,587,107
FY21 Actual	13,500	(23,186)	1,577,421
FY22 Actual	(57,960)	(14,439)	1,505,022
FY23 Estimated Actual	60,000	(200)	1,564,822
FY24 Projected	60,000	(37,200)	1,587,622
Projected Ending Balance			\$1,587,622



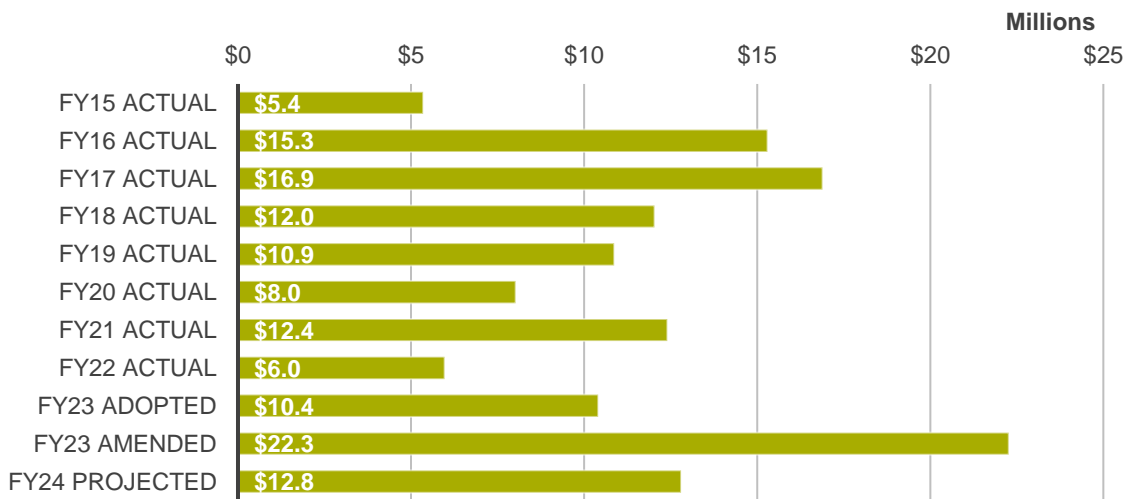
Measure AA Projects

In June 2014, voters approved Measure AA (MAA), a \$300 million general obligation bond to protect natural open space lands; open preserves or areas of preserves to the public; construct public access improvements such as new trails and staging areas; and restore and enhance open space land, forests, streams, watersheds and coastal ranch areas. Projects are grouped in 25 key project portfolios organized by geographic area within the District’s boundaries.

Midpen began using MAA funds in 2014. FY24 will mark the tenth year of funding. As of June 30, 2023, an estimated \$88.4 million in MAA funds will be expended and the proposed FY24 budget brings the total to \$95.2 million, or 31.7% of the \$300 million bond. The table below summarizes the estimated expenditures by project portfolio.

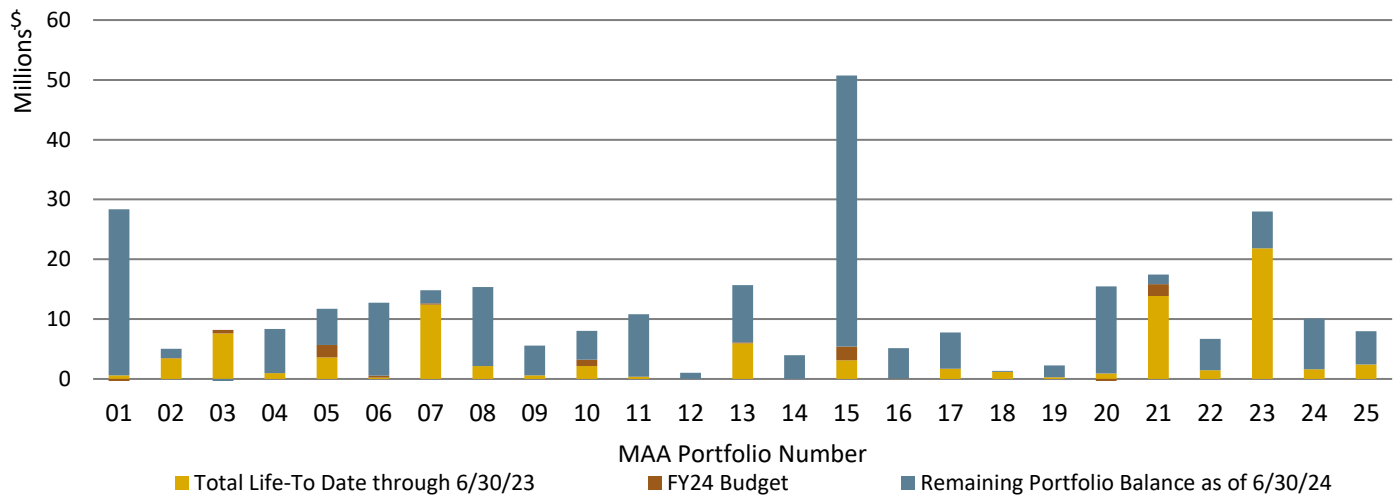
The expenditures relative to each portfolio allocation, including life-to-date estimate at June 30, 2023, the amounts budgeted for FY24, and the amount remaining for each allocation net of grants awarded, are illustrated in the Measure AA Projects Budget Overview graph below and the table on the following page.

Measure AA Expenditures by Fiscal Year



Total expenditures are not net of grants awarded.

Measure AA Expenditures by Portfolio



Measure AA Projects Budget Overview

Tier 1 Vision Plan Priority Actions

Although some of the portfolios show little or no expenditures to date, many projects are underway but are currently a Vision Plan project until they are considered capital projects and hence MAA eligible. In addition, land purchase costs are budgeted only upon Board approval. Information on all MAA accomplishments as of FY22 can be found in the [Measure AA Bond Annual Accountability Report](#).

MAA#	Measure AA Portfolio	Expenditure Plan (adopted 2014)	Total Life-To-Date Estimate through 6/30/23	FY24 Proposed	Balance Remaining	% Expended
01	Miramontes Ridge: Gateway to the Coast Public Access, Stream Restoration and Agriculture Enhancement	\$27,774,000	\$607,060	(\$566,085)	\$27,733,025	0.1%
02	Regional: Bayfront Habitat Protection and Public Access Partnership	5,052,000	3,422,368	\$60,000	1,569,632	68.9%
03	Purisima Creek Redwoods: Purisima-to-Sea Trail, Watershed Protection and Conservation Grazing	7,608,000	7,599,642	\$577,913	(569,555)	107.5%*
04	El Corte de Madera Creek: Bike Trail and Water Quality Projects	8,376,000	966,168	0	7,409,832	11.5%
05	La Honda Creek: Upper Area Recreation, Habitat Restoration and Conservation Grazing Projects	11,733,000	3,619,933	2,058,244	6,054,823	48.4%
06	Windy Hill: Trail Improvements, Preservation and Hawthorns Area Historic Partnership	12,740,000	234,883	293,670	12,211,447	4.1%
07	La Honda Creek: Driscoll Ranch Public Access, Endangered Wildlife Protection and Conservation Grazing	14,825,000	12,425,307	205,915	2,193,778	85.2%
08	La Honda Creek/Russian Ridge: Preservation of Upper San Gregorio Watershed and Ridge Trail	15,347,000	2,153,910	0	13,193,090	14.0%
09	Russian Ridge: Public Recreation, Grazing and Wildlife Protection Projects	5,560,000	628,202	0	4,931,798	11.3%
10	Coal Creek: Reopen Alpine Road for Trail Use	8,017,000	2,141,960	1,106,763	4,768,277	40.5%
11	Rancho San Antonio: Interpretive Improvements, Refurbishing, and Transit Solutions	10,811,000	347,352	50,867	10,412,781	3.7%
12	Peninsula/South Bay Cities: Partner to Complete Middle Stevens Creek Trail	1,038,000	0	0	1,038,000	0.0%
13	Cloverdale Ranch: Wildlife Protection, Grazing and Trail Connections	15,712,000	5,971,718	162,500	9,577,782	39.0%
14	Regional: Trail Connections and Campgrounds	3,966,000	0	0	3,966,000	0.0%
15	Regional: Redwoods Protection and Salmon Fishery Conservation	50,728,000	3,110,818	2,291,597	45,325,585	10.6%
16	Long Ridge: Trail, Conservation and Habitat Restoration Projects (Saratoga)	5,140,000	0	65,000	5,075,000	1.3%
17	Regional: Complete Upper Stevens Creek Trail	7,760,000	1,646,441	65,000	6,048,559	22.1%
18	South Bay Foothills: Saratoga-to-Sea Trail and Wildlife Corridor	1,365,000	1,164,189	0	200,811	85.3%
19	El Sereno: Dog Trails and Connections	2,254,000	298,187	0	1,955,813	13.2%
20	South Bay Foothills: Wildlife Passage and Ridge Trail Improvements	13,966,000	920,266	(1,530,009)	14,575,743	-4.4%
21	Bear Creek Redwoods: Public Recreation and Interpretive Projects	17,478,000	13,884,396	1,980,034	1,613,570	90.8%
22	Sierra Azul: Cathedral Oaks Public Access and Conservation Projects	6,714,000	1,477,890	0	5,236,110	22.0%
23	Sierra Azul: Mount Umunhum Public Access and Interpretive Projects	27,972,000	21,814,891	0	6,157,109	78.0%
24	Sierra Azul: Rancho de Guadalupe Family Recreation	10,078,000	1,591,996	0	8,486,004	15.8%
25	Sierra Azul: Loma Prieta Area Public Access, Regional Trails and Habitat Projects	7,986,000	2,398,668	0	5,587,332	30.0%
	TOTAL MAA Bond	\$300,000,000	\$88,426,245	\$6,821,409	\$204,752,346	31.7%

MAA portfolio numbers do not coincide with regional map locations 1-26.

Total life-to-date and proposed expenditures are net of grants awarded.

*Pending MAA portfolio reallocation

Vision Plan

Through a comprehensive community engagement process and a thorough resource assessment, Midpen developed 54 priority action portfolios focused on the various legs of the mission: land protection, habitat restoration, low-intensity recreation, and support of local agriculture. These were prioritized by the public and approved by Midpen’s Board of Directors in January 2014 as a slate of 25 high-priority project portfolios (of which many are included in the MAA portfolios, which is capped at accomplishing \$300M of capital projects over a 30-year term) and 29 additional portfolios to be completed as time and resources allow.

Vision Plan Goals

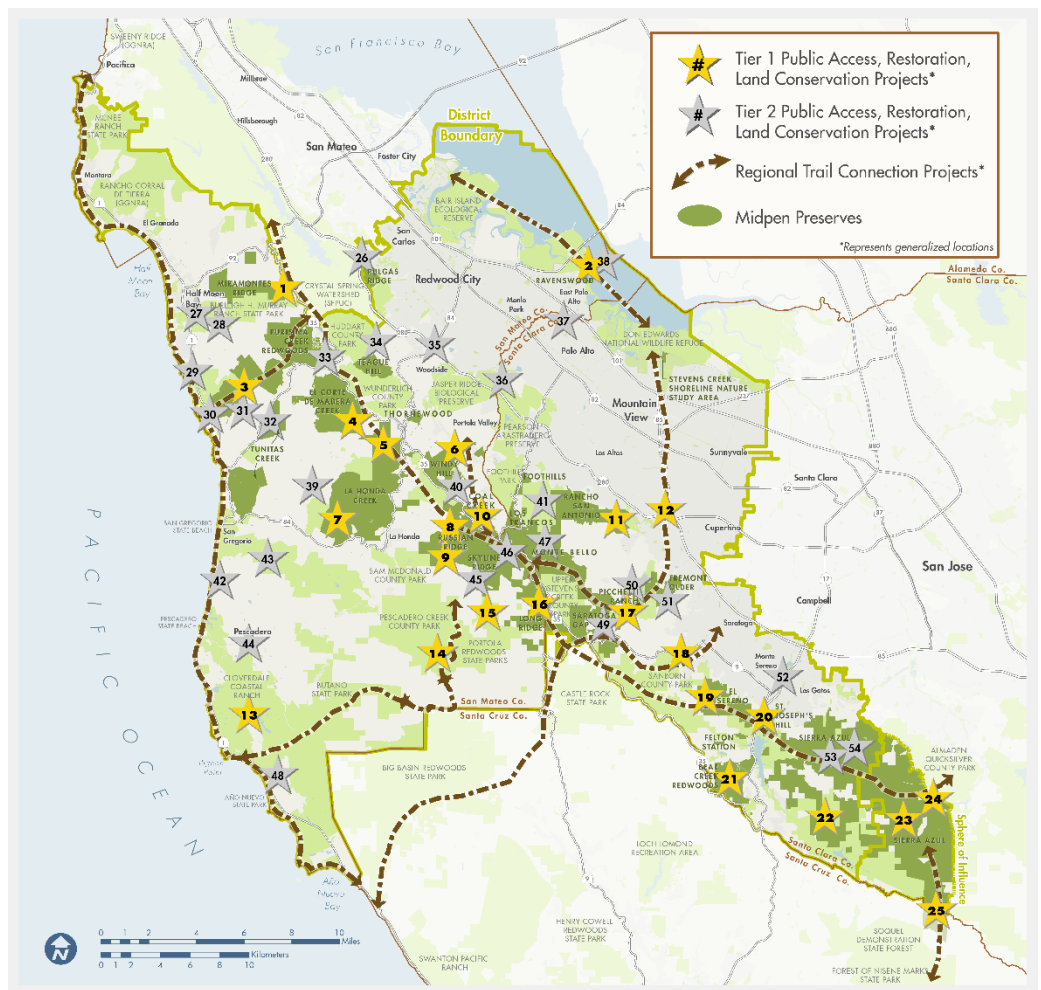
1. **Outdoor Recreation and Healthy Living:** Provide accessible open space lands for recreation and outdoor exercise in nature.
2. **Cultural and Scenic Landscape Preservation:** Conserve the area’s scenery and rich history; provide places for escape and quiet enjoyment.
3. **Healthy Nature:** Take care of the land, air, water and soil so that plants and animals thrive and people can receive nature’s benefits.
4. **Connecting with Nature and Each Other:** Provide opportunities for people to learn about and appreciate the natural environment and to connect with nature and each other.
5. **Viable Working Lands:** Provide viable working lands that reflect our agricultural heritage and provide food and jobs.

The 54 priority actions portfolios identified in the Vision Plan were separated into two tiers.

Tier 1 represents the top 25 priority actions identified in the Vision Plan.

Tier 2 includes longer-term priority actions as identified in the Vision Plan.

This map identifies the location of both Tier 1 and Tier 2 priority actions, followed by a list of Tier 2 action locations and names.

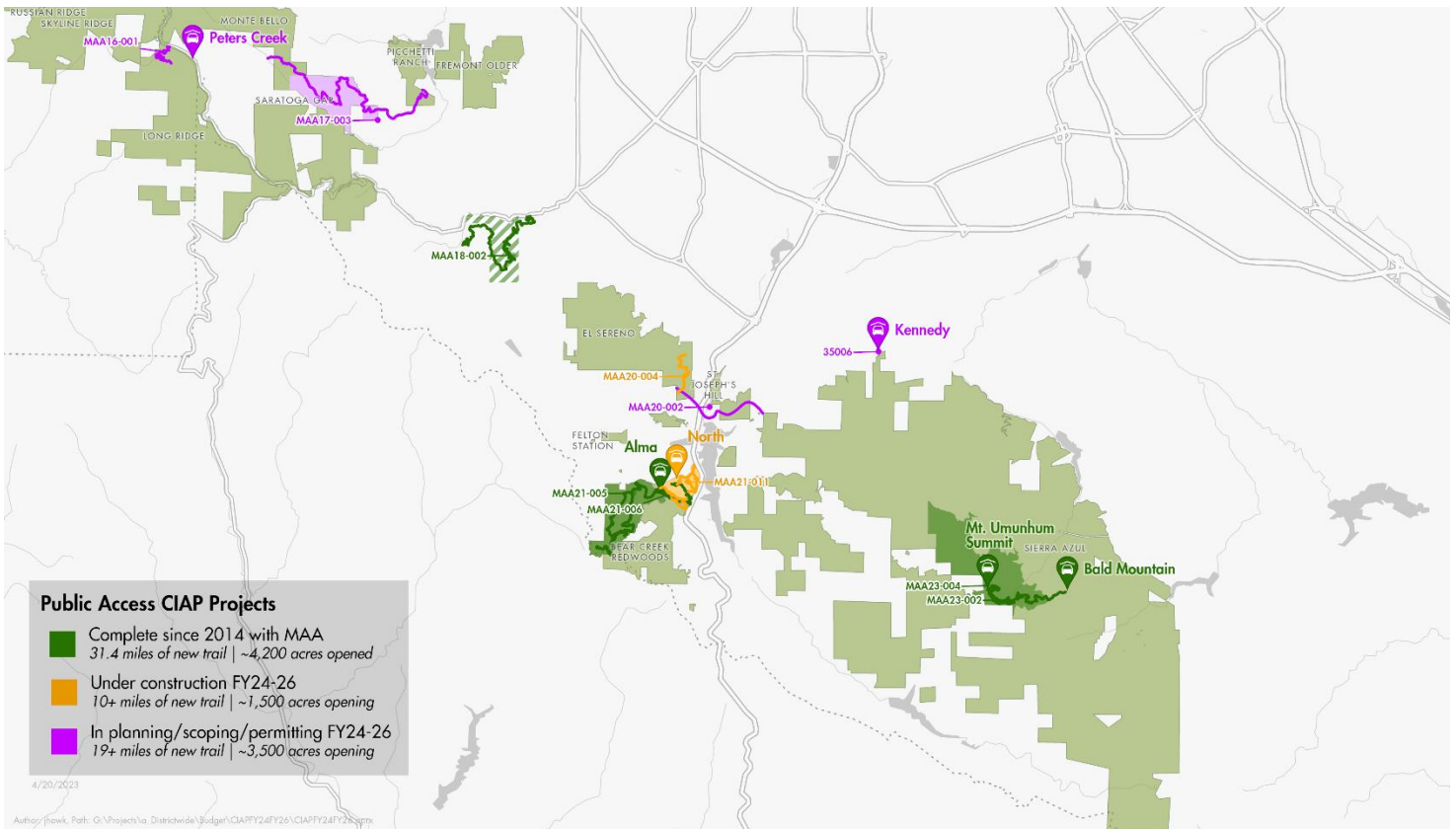
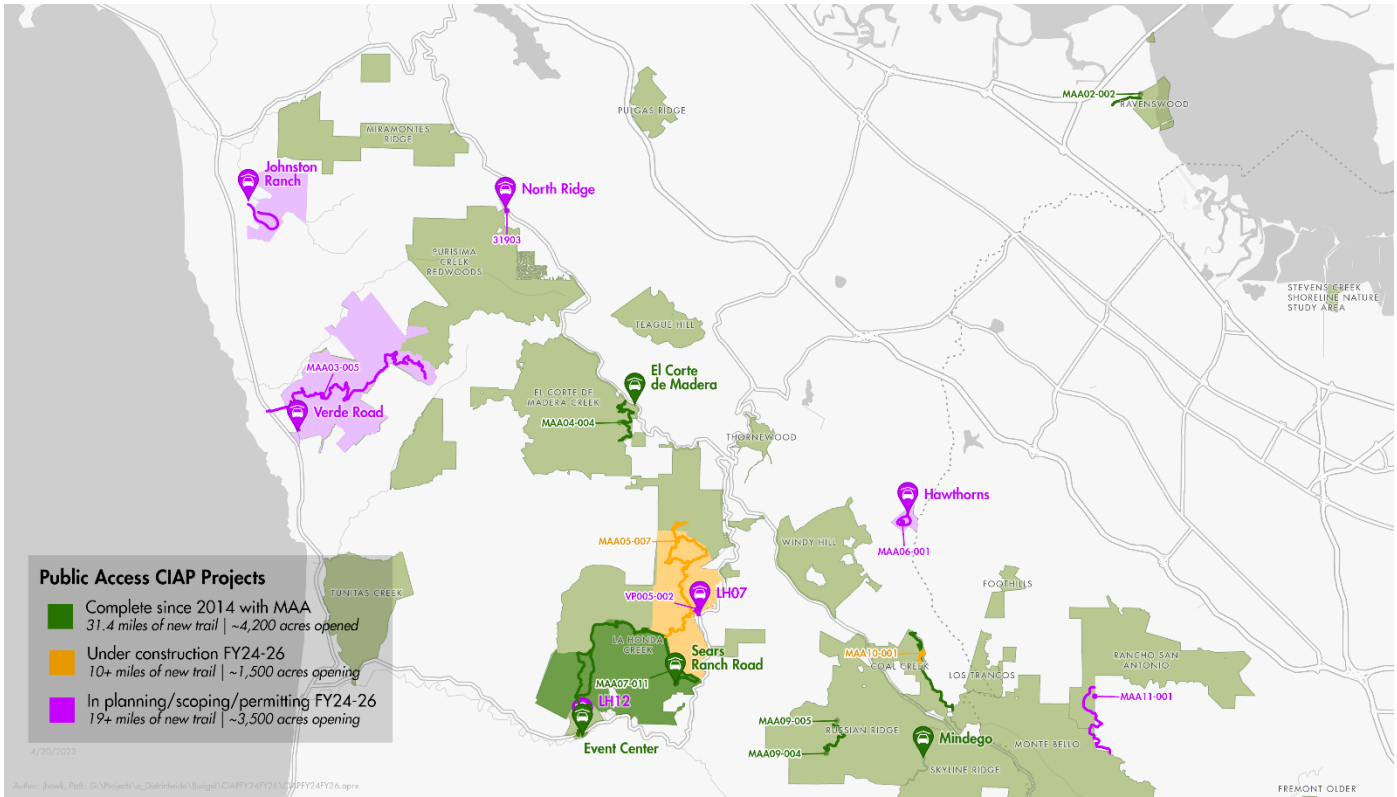


Tier 2 Vision Plan Priority Actions

Portfolio	Location and Name
26	Pulgas Ridge: Regional and Neighborhood Trail Extensions
27	Miramontes Ridge/Purisima Creek Redwoods: Coastside Environmental Education Partnerships
28	Miramontes Ridge/Purisima Creek Redwoods: Mills Creek /Arroyo Leon Watershed Protection, Stream Restoration, and Regional Trail Connections
29	Regional: Advocate to Protect Coastal Vistas of North San Mateo County Coast
30	Regional: Support California Coastal Trail
31	Miramontes Ridge/Purisima Creek Redwoods: Fire Management and Risk Reduction
32	Tunitas Creek: Additional Watershed Preservation and Conservation Grazing
33	Purisima Creek Redwoods: Parking and Repair Projects
34	Teague Hill: West Union Creek Watershed Restoration Partnership
35	Peninsula and South Bay Cities: Major Roadway Signage
36	Regional: Collaborate to Restore San Francisquito Creek Fish Habitat
37	Peninsula and South Bay Cities: San Francisquito Creek Restoration Partnership
38	Ravenswood: Cooley Landing Nature Center Partnership
39	La Honda Creek/El Corte de Madera Creek: San Gregorio Watershed and Agriculture Preservation Projects
40	Regional: San Andreas Fault Interpretive Trail Program
41	Rancho San Antonio: Hidden Villa Access and Preservation Projects
42	Regional: Advocate to Protect Coastal Vistas of South San Mateo County Coast
43	Lower Pomponio Creek: Watershed Preservation and Conservation Grazing
44	Lower Pescadero Creek: Watershed Preservation and Conservation Grazing
45	Skyline Subregion: Fire Management and Forest Restoration Projects
46	Skyline Ridge: Education Facilities, Trails, and Wildlife Conservation Projects
47	Monte Bello: Campfire Talks and Habitat Projects
48	Gazos Creek Watershed: Redwood Preservation, Long-distance Trails, Fish Habitat Improvements
49	Saratoga Gap: Stevens Canyon Ranch Family Food Education Projects
50	Picchetti Ranch: Family Nature Play Program
51	Fremont Older: Historic Woodhills Restoration and Overall Parking Improvements
52	Peninsula and South Bay Cities: Los Gatos Creek Trail Connections
53	Sierra Azul: Expand Access in the Kennedy-Limekiln Area
54	Sierra Azul: Fire Management

Midpen's Vision Plan Report and appendices can be found online at:
openspace.org/what-we-do/our-vision

The following maps identify the location of new trails on Midpen lands since 2014. Most of these trails were accomplished due to available Measure AA funds. Others utilized grant sources, General Fund monies, and/or other contributions.



Debt Service

Legal Debt Limit

The legal debt limit for Midpen is based on Section 5568 of the California Public Resources Code, which states that for the purpose of acquiring land or other property, and for constructing or completing any capital improvements, Midpen may incur an indebtedness not to exceed 15% of the assessed valuation of property situated in the District. As of June 30, 2023, the assessed value of all property within the District's jurisdictional boundaries totaled \$332.919 billion, resulting in a legal debt limit of \$49.937 billion.

In 2017 and 2018, both Standard & Poor's and Fitch Ratings awarded AAA ratings to Midpen's new 2017 Green Bonds Refunding, the 2017 Parity Bonds, and the 2018 General Obligation Bonds. All of Midpen's Refunding Promissory Notes and Bonds remain at AAA as of April 2023 with Stable Outlook.

Outstanding Debt Obligations

As of June 30, 2023, Midpen had the following outstanding debt obligations:

Outstanding Debt Obligations

Type of Debt	Maturity Actual	Interest Rate	Authorized and Issued	Outstanding as of June 30, 2023
2012 Refunding Promissory Notes*	2033	3% to 5.44%	\$8,705,601	\$6,580,601
2015 Refunding Promissory Notes	2034	2% to 5%	23,630,000	17,100,000
2016 Green Bonds Refunding	2039	3% to 5%	57,410,000	36,505,000
2017 Green Bonds Refunding	2038	3% to 5%	25,025,000	25,025,000
General Fund			114,770,601	85,210,601
2015 General Obligation Bonds	2045	1.5% to 5%	45,000,000	38,705,000
2018 General Obligation Bonds	2049	2% to 5%	50,000,000	43,975,000
Measure AA Fund			95,000,000	82,680,000
Total Debt			\$209,770,601	\$167,890,601

* The 2024 - 2029 and 2035 - 2042 maturities of the 2012 Revenue Bonds were refunded through Midpen's 2017 Green Bonds Refunding.

General Fund Bond

2012 Revenue Refunding Bonds

On January 19, 2012, Midpen advance refunded \$34.7 million in 1999 Lease Revenue Bonds by issuing \$34.265 million in promissory notes. The notes are a blend of current interest and capital appreciation notes maturing through 2042. The net proceeds of \$33.396 million were used to purchase U.S. government securities, which were deposited in an irrevocable trust with an escrow agent to provide for all future debt service payments on the 1999 Series bonds. As a result, the 1999 Series bonds are considered to be defeased and the liability for those bonds has been removed from the long-term debt in the financial statements.

2015 Refunding Promissory Notes (2004 Project Lease)

On January 22, 2015, Midpen refunded \$31.9 million of the District's Financing Authority's 2004 Revenue Bonds by issuing \$23.63 million in promissory notes. The net proceeds of \$30.9 million, together with \$2.3 million of funds related to the 2004 Revenue Bonds, were used to purchase U.S. government securities. Those securities were deposited in an irrevocable trust with an escrow agent to redeem the 2004 Revenue Bonds in full on March 1, 2015.

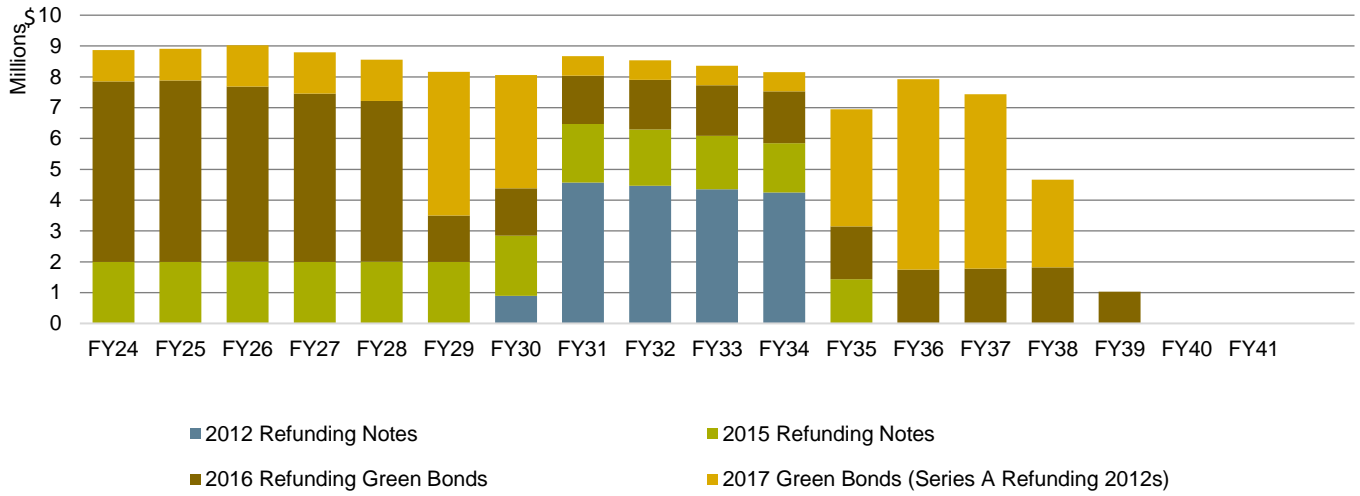
2016 Green Bonds Refunding

On September 22, 2016, Midpen refunded \$44.1 million of the District Financing Authority's 2007 Series A Revenue Refunding Bonds and advance refunded \$19.1 million of the District Financing Authority's 2011 Revenue Bonds by issuing \$57.4 million in Green Bonds Refunding. The net proceeds of \$24.0 million were deposited in an irrevocable trust with an escrow agent to redeem the 2011 Revenue Bonds in full on September 1, 2021.

2017 Green Bonds Refunding (Series A)

On December 13, 2017, Midpen advance refunded \$11.6 million of the 2012 Revenue Bonds Current Interest Notes and \$8.9 million of the 2012 Revenue Bonds Capital Appreciation Notes by issuing \$25.025 million in Green Bonds Refunding. The net proceeds of \$28.3 million were deposited in an irrevocable trust with an escrow agent to redeem the 2012 Revenue Bonds in full on September 1, 2022.

General Fund Annual Debt Service



Five-Year General Fund Debt Payment Projection

Type of Debt	FY24	FY25	FY26	FY27	FY28
2012 Refunding Notes	\$0	\$0	\$0	\$0	\$0
2015 Refunding Notes	1,995,750	1,990,875	2,002,750	1,996,250	2,006,250
2016 Green Bonds Refunding	5,852,325	5,893,575	5,678,075	5,457,200	5,211,700
2017 Green Bonds Refunding (Series A Refunding 2012s)	1,022,200	1,022,200	1,343,950	1,342,075	1,344,325
Total	8,870,275	8,906,650	9,024,775	8,795,525	8,562,275
Total General Fund Principal	5,415,000	5,730,000	6,145,000	6,225,000	6,305,000
Total General Fund Interest	3,455,275	3,176,650	2,879,775	2,570,525	2,257,275
Grand Total	\$8,870,275	\$8,906,650	\$9,024,775	\$8,795,525	\$8,562,275

MAA Bond Fund

MAA Tax Levy

Debt service payments on the MAA Bonds are paid through ad valorem taxes on all taxable property within the District. The District receives property tax revenue from Santa Clara and San Mateo counties. The counties are responsible for assessing, collecting and distributing property taxes in accordance with state law. Each year, the levy is calculated based on the assessed value and the debt service amount that Midpen needs to collect. For FY24, the ad valorem property tax levy is projected at \$.0013 per \$100 or \$1.3 per \$100,000 in assessed value.

The evolution of the tax levy is as follows:

2015-16	\$.0008 per \$100 of assessed valuation
2016-17	\$.0006 per \$100 of assessed valuation
2017-18	\$.0009 per \$100 of assessed valuation
2018-19	\$.0018 per \$100 of assessed valuation
2019-20	\$.0016 per \$100 of assessed valuation
2020-21	\$.0015 per \$100 of assessed valuation
2021-22	\$.0015 per \$100 of assessed valuation
2022-23	\$.0013 per \$100 of assessed valuation
2023-24	\$.0013 per \$100 of assessed valuation (projected)

The following bond issuances are payable from ad valorem taxes pursuant to an election of registered voters of the District held on June 3, 2014, which approved MAA to authorize the issuance of up to \$300 million principal amount of general obligation bonds.

2015 General Obligation Bonds (Series 2015A and 2015B)

On August 13, 2015, Midpen issued \$40 million of tax-exempt general obligation bonds (Series 2015A) and \$5 million of taxable general obligation bonds (Series 2015B).

2018 General Obligation Bonds (Series GO Green Bonds)

On February 14, 2018, Midpen issued an additional \$50 million of tax-exempt general obligation Green Bonds.

MAA Annual Debt Service



Five-Year Measure AA Debt Payment Projection

	FY24	FY25	FY26	FY27	FY28
Measure AA 2015 Series A (Tax-Exempt)	\$2,570,788	\$2,573,163	\$2,567,913	\$2,569,913	\$2,568,913
Measure AA 2018 Series GO Green Bonds	2,730,200	2,721,350	2,720,600	2,717,350	2,716,475
Total	5,300,988	5,294,513	5,288,513	5,287,263	5,285,388
Total Measure AA Principal	1,980,000	2,070,000	2,170,000	2,280,000	2,395,000
Total Measure AA Interest	3,320,988	3,224,513	3,118,513	3,007,263	2,890,388
Grand Total	\$5,300,988	\$5,294,513	\$5,288,513	\$5,287,263	\$5,285,388

Grants Program

Midpen recognizes that it cannot accomplish its mission alone. The ambitious goals and objectives set forth by the Vision Plan requires the organization to think strategically about how to broaden its impact in partnership with the conservation community and leverage existing revenue sources. These revenue resources can support Vision Plan Project Priorities, including projects funded by Measure AA to augment funding gaps, including those between the original benchmark Measure AA conceptual cost estimates and present-day cost estimates.

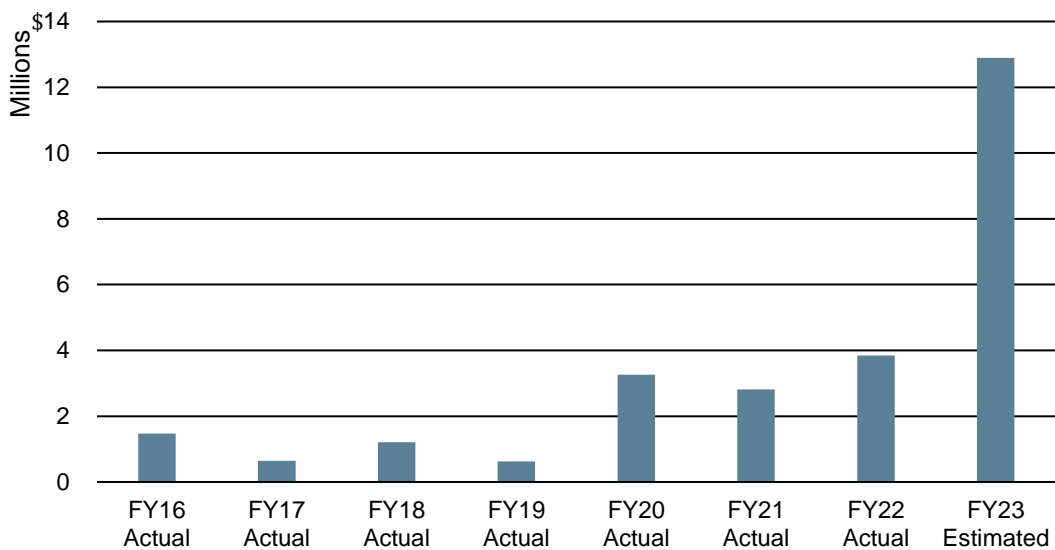
To address this need, in early 2017, Midpen created a formal Grants Program focused on increasing grant funding for the organization and deepening its relationships with external partners. The objective of the Grants Program is to bring in additional revenue to accomplish the Vision Plan Project Priorities, which include MAA obligations, and work in concert with partner organizations to build the collective impact of the conservation community while remaining responsive to community needs and trends.

Over the long-term, the goal is to build a diverse portfolio of external revenue sources and engage more deeply and collaboratively with partners. As part of its effort to build these relationships, Midpen has also expanded its Grantmaking Program, which provides modest conservation grants to partners working on projects that align with Midpen’s mission.

To this end, Midpen increased its investment in its Grantmaking Program and broadened the categories of eligible funding to align with the organization’s current priorities

Midpen will continue to build the capacity of the Grants Program, work collaboratively with partners and strategically align grant awards with Midpen’s mission. In the short term, the Grants Program will refine these goals, build institutional knowledge about grants among staff and focus on small-scale successes to demonstrate the value of the program.

Grant Revenue Trend (Received)



Projected New Grant Revenue

Grant Status	FY24	FY25	FY26
Awarded	\$6,373,010	\$5,309,094	\$336,000
In Progress*	5,588,100	2,752,550	1,456,650
Grand Total	\$11,961,110	\$8,061,644	\$1,792,650

*Grant application or agreement in progress, includes assumptions for potential FEMA disbursements for each fiscal year.

General Fund Balance

The projected FY24 Total Fund Balance in the General Fund is increasing due to a projected increase across most revenue sources. The chart below shows the flow of non-expended funds.

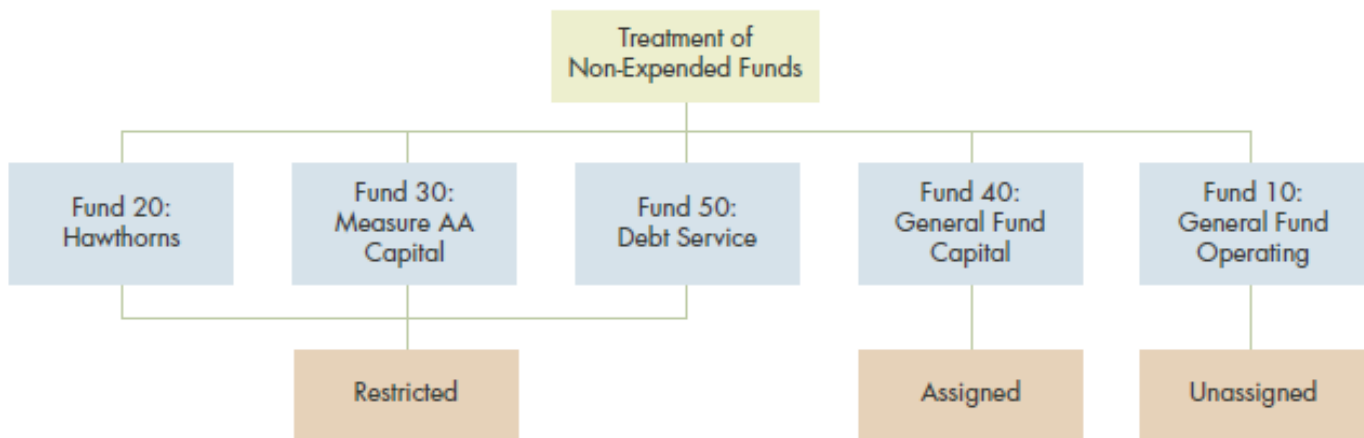
Projected General Fund Balance

	FY19 Actual	FY20 Actual	FY21 Actual	FY22 Actual	FY23 Projected	FY24 Budget
Nonspendable	\$185,984	\$205,929	\$291,297	\$839,609	\$839,609	\$839,609
Restricted	3,962,747	5,527,352	7,875,733	8,348,599	8,421,002	8,421,002
Committed	29,288,465	33,518,465	40,587,084	36,985,087	51,235,087	48,997,008
Assigned	1,400,000	710,000	2,891,390	1,266,474	1,266,474	1,266,474
Unassigned	16,515,392	16,978,717	17,973,643	19,263,060	21,473,357	25,487,557
Total Fund Balance	\$51,352,588	\$56,940,463	\$69,619,147	\$66,702,829	\$82,235,529	\$85,011,649
Minimum Unassigned Fund Balance*	\$14,493,900	\$15,616,700	\$17,133,100	\$17,547,300	\$19,006,800	\$21,738,800

*Calculated as 30% of total annual Fund 10 property tax revenues.

General fund balances include Fund 10 General Fund and Fund 20 Hawthorns Fund, as presented in Midpen’s audited financial statements.

Treatment of Non-Expended Funds Flowchart



Change in Fund Balance

Midpen maintains a balanced budget by ensuring that annual operating revenues are equal to or greater than annual operating expenses, general fund capital expenses and debt service obligations.

The FY24 projected balance in each fund is based on FY23 projected fund balances at fiscal year-end; audited financial statements are not available at the time of budget development.

The change in fund balance for Fund 30 is due to the projected \$27 million new Measure AA bond proceeds, projected to be issued in FY24. A balance is maintained in Fund 50 due to an offset in timing between property tax collection and debt service payments.

The following table depicts the change in fund balance.

Projected Change in Fund Balance

	Fund 10 General Fund Operating	Fund 20 Hawthorns	Fund 30 MAA Capital	Fund 40 General Fund Capital	Fund 50 Debt Service	Total
FY22 Audited Fund Balance	\$65,158,981	\$1,543,848	\$19,530,564	\$0	\$4,148,795	\$90,382,188
Change in Fund Balance	782,700	0	0	0	223,487	1,006,187
FY23 Projected Balance	\$65,941,681	\$1,543,848	\$19,530,564	\$0	\$4,372,282	\$91,388,375
Change in Fund Balance	0	0	27,000,000	0	148,012	27,148,012
FY24 Projected Balance	\$65,941,681	\$1,543,848	\$46,530,564	\$0	\$4,520,294	\$118,536,387

Fund 10 General Fund and Fund 20 Hawthorns Fund are presented in Midpen's audited financial statements as the General Fund. Fund 20 Hawthorns Fund is called out separately as part of the Budget and Action Plan for clarity and tracking.

Long-Range Financial Planning

Intentions and Assumptions

This Long-Range Financial Plan looks forward for five years, projecting revenues and expenditures, while testing the financial resiliency of Midpen beyond FY24. Information is included for the two prior year actuals for reference. Annual revenues are based on the Controller's conservative revenue projections; property taxes are expected to grow at 4% each year throughout the forecast years. The one-time revenue of \$10.5 million in FY23 represents the sale of the former administrative office property.

Expenditures include salaries and benefits, inflated at 5% per year beginning in FY25 and the inclusion of four new FTEs per year at various salary ranges, which is a conservative assumption for modeling purposes while noting that actual FTE requests fluctuate each year as evidenced by a request for 8 FTEs in FY23 and a request for 3 new FTEs in FY24 (note: FY24 positions are being considered for approval by the Board).

Additional annual expenditures include services and supplies inflated at 5% per year, capital expenditures in the General Fund and MAA Fund at 5% per year, land acquisition in the General Fund at 2.5% per year and known one-time expenditures in the General Fund. New bond issuance is expected in FY24 and FY27 for Measure AA projects.

Long-Range Financial Plan (in thousands)	FY22	FY23	FY24	FY25	FY26	FY27	FY28
	Actuals	Projected	Budget	Projected	Projected	Projected	Projected
Fund balance beginning	\$96,467	\$90,382	\$91,388	\$118,536	\$123,959	\$120,284	\$150,177
Revenue							
Property Taxes	64,410	68,852	71,946	75,231	78,610	81,477	84,469
Grant Income	3,884	12,890	6,373	5,650	343	1,020	1,030
Interest Income	(896)	1,643	3,076	3,107	3,138	3,169	3,201
Rental Income	1,490	403	1,838	1,856	1,875	1,894	1,913
Other Revenues	842	1,508	511	503	511	519	524
One-Time Revenues	0	10,516	0	0	0	0	0
Total Revenues	69,730	95,811	83,744	86,346	84,477	88,079	91,137
Other Funding Sources							
Use of Bond Proceeds	0	13,085	7,358	0	0	0	0
New Bond Proceeds & Debt Service Premiums	0	0	27,000	0	0	32,000	0
Transfers In / (Out)	0	(15,750)	(8,159)	0	0	0	0
Total Other Funding Sources	0	(2,665)	26,199	0	0	32,000	0
Grand Total: Revenues & Other Funding Sources	69,730	93,146	109,942	86,346	84,477	120,079	91,137
Expenses							
General Fund, Hawthorns & GF Capital (10, 20 & 40)							
Salaries and Benefits	25,566	30,315	32,165	33,773	35,462	37,235	39,097
Salaries and Benefits (4 additional FTEs per year)	0	0	0	690	1,449	2,282	3,195
Total Salaries and Benefits	25,566	30,315	32,165	34,463	36,911	39,517	42,292
Services and Supplies	9,324	11,810	13,361	14,176	15,041	15,959	16,932
General Fund Capital Outlay	2,630	2,063	9,482	6,600	6,930	7,280	7,640
General Fund Land Acquisition	93	223	350	250	256	263	269
Other One-Time Expenditures	16,821	1,520	465	0	6,000	3,000	0
General Fund, Hawthorns & GF Capital Total	54,433	45,931	55,822	55,489	65,138	66,019	67,133
Measure AA Fund (30)							
Measure AA Funded Capital Outlay	5,631	5,315	9,348	7,333	7,700	8,085	8,489
Measure AA Land Acquisition	338	16,950	3,452	3,900	1,000	2,000	2,000

Measure AA Fund Total	5,969	22,266	12,801	11,233	8,700	10,085	10,489
Debt Service Fund (50)							
Debt Service	16,045	23,943	14,171	14,201	14,313	14,083	13,848
Total Expenses	\$76,447	\$92,140	\$82,794	\$80,924	\$88,151	\$90,186	\$91,470
Net changes in fund balance	(\$6,717)	\$1,006	\$27,148	\$5,423	(\$3,675)	\$29,893	(\$333)
Fund Balance Ending							
General Fund	\$65,159	\$65,942	\$65,942	\$76,444	\$80,003	\$85,646	\$93,456
Hawthorns Endowment Fund	1,544	1,544	1,544	1,469	1,394	1,319	1,244
Measure AA Capital Projects Fund (Bond Proceeds)	19,531	19,531	46,531	40,747	32,190	55,124	45,665
General Fund Capital Projects Fund (Bond Proceeds)	0	0	0	0	0	0	0
Debt Service Fund	4,149	4,372	4,520	5,299	6,698	8,088	9,479
Fund balance ending	\$90,382	\$91,388	\$118,536	\$123,959	\$120,284	\$150,177	\$149,844

Conclusions

Beginning FY24 cash balances, estimated at a total of \$91.4 million, and future projected revenues are both adequate to cover projected debt service, operating expenses, capital expenditures, and reserve requirements. Ending FY28 cash balances are estimated at a total of \$149.8 million. Midpen's long-term financial projections indicate that the proposed FY24 budget is balanced, sustainable and aligned with Midpen's long-term plans and objectives.

Climate Action Plan

Climate Action Plan Overview

The Board adopted the Climate Action Plan and Climate Change Policy in October 2018 to chart a course for reducing greenhouse gas (GHG) emissions from agency operations. The plan and policy identify Midpen's goals for reducing GHG emissions as follows: 20% below 2016 baseline by 2022, 40% by 2030 and 80% by 2050. Midpen has made significant progress in reducing GHG emissions and has surpassed the 2022 goal with 30% reductions--but continued, innovative action is still necessary to stay on track for the more ambitious 2030 and 2050 goals.

Actions taken in FY24 will focus on vehicle emissions, the development of a fleet action plan to transition away from fossil fuel reliant vehicles, and the addition of two electric trucks to the fleet. Minor energy efficiency improvements are also planned for a few Midpen owned houses. Moreover, Midpen will study soil treatment with biochar, a potential byproduct of fuel management activities, as a means to increase carbon sequestration within grasslands. If the study shows a neutral or positive effect on native plant health and biodiversity, this treatment may be incorporated into the conservation grazing program to increase carbon sequestration. Finally, significant staff time, primarily from the IST department, continues to go toward technology and web support needs related to the new hybrid schedules, which has reduced the number of employee vehicle-miles-traveled for work. The shift to hybrid relies on advanced technology solutions to securely maintain computers remotely and support paperless processes. The following table describes these and other Climate Action Plan items that will be implemented or continue in FY24.

The Climate Action Plan and past greenhouse gas inventory reports can be found on Midpen's website at openspace.org/climate.

FY24 Climate Action Plan Implementation Actions

Climate Action Plan Item	Budget*	Lead Department
Commute-4: Continue incentives for employees commuting via carpool, public transit, bike, or walking	\$15,000	Administrative Services
Vehicles-2: When a viable electric truck option comes on the market, acquire and test utility for operations. (Two EV trucks for FY 2024)	\$170,000	Land and Facilities
Vehicles-14: Purchase carbon offsets for business flights	\$500	Natural Resources
Vehicles-X: Develop a transition plan to decarbonize Midpen's fleet	\$109,936	Land and Facilities
Residences-3: Make basic energy efficiency upgrades to a few residences e.g. weather stripping, insulation, and double-paned windows.	\$20,000	Land and Facilities
Transportation-3: Assess options for installing EV chargers at preserve parking lots	\$0*	Land and Facilities, Engineering and Construction, Planning
Commute-1: Expand and encourage telecommuting (IT support for hybrid work)	\$0*	Information Systems and Technology
Livestock-3: Implement carbon sequestration projects identified in carbon farming plan	\$25,000	Natural Resources
Develop carbon sequestration and storage baseline and monitoring plans for La Honda Creek redwood forest treatment sites.	\$10,000	Natural Resources

*Staff time only: Midpen recognizes staff time as an indirect cost of implementing the Climate Action Plan actions.

Monitoring Progress

To track progress towards the climate change goals, staff conduct a GHG inventory every two years to measure emissions and assess change over time. The inventory of 2022 emissions showed that Midpen reduced emissions by 30% from 2016 to 2022, surpassing the 2022 goal of 20% reductions from baseline. Actions that reduced and avoided emissions in 2022 include the new hybrid work schedule for administrative staff, lower levels of business travel thanks to the widespread availability of virtual options for trainings etc., continued use of renewable diesel, and the move from the old offices into the energy-efficient 5050 El Camino building.

Delivering on Midpen's Mission

Agriculture

In keeping with Strategic Plan Goal 1, Objective 4: preserve and connect open space and agricultural lands of local and regional significance and Goal 2, Objective 5: support the viability of sustainable agriculture and protect the character of rural communities, Midpen has prioritized 18 projects to support regional agriculture and sustain conservation grazing on District lands such as the 61024 - Lobitos Creek Fencing and Lower Turtle Pond Repair Projects.

Wildland Fire Resiliency

Climate change has created a new wildfire reality in California: fires are becoming more frequent and catastrophic. In support of Goal 2, Objective 4, Midpen has prioritized 10 fire prevention projects, including an emphasis on fuels reduction and wildland fire readiness. Projects include Fuel Reduction Implementation and the Wildland Fire Resiliency Program projects.

Diversity, Equity, and Inclusion

In support of Goal 3, Objective 2 to implement and sustain diversity, equity, and inclusion (DEI) strategies, Midpen has prioritized 21 projects to connect diverse communities to their public open space preserves, including the Rancho San Antonio ADA Path to Deer Hollow Farm. In addition to the 21 projects to connect diverse communities to their open space preserves, Midpen programs expand outreach to diverse communities through our grantmaking program, community partnerships, sponsorships and other activities. For more details on Midpen's Diversity, Equity, and Inclusion (DEI) initiatives, refer to pages 45, 46, and 57.

Background on Prior and Ongoing Diversity, Equity, and Inclusion Efforts

On March 23, 2016, the Board adopted policy 6.08 "Equality, Diversity and Inclusion", reflecting the commitment "to supporting equality, diversity, and inclusion of all facets of society, the principles of which include fairness of treatment, recognition of rights, acceptance of responsibilities, commitment to equality, and dedication to expanding opportunities for all." On June 22, 2016, the Board formed a Diversity Outreach Ad Hoc Committee to enhance Board member involvement in increasing outreach to and participation of diverse communities. The Committee's Board-approved goals included:

- Goal 1. Promote the District and its interpretive programs through collaborative partnerships with diverse community organizations.
- Goal 2. Engage with communities through public meetings and other means to increase awareness about the District and its projects.
- Goal 3. Reflect the diversity of the surrounding community in District activities and functions.
- Goal 4. Expand existing partnerships and enter into new, non-traditional partnerships to complete projects and improve programs that serve a diverse community.

The Committee provided guidance on several initiatives, including consideration of a citizen advisory committee, outreach training for the Board, a visitor use survey, development of a youth engagement plan, expansion of the Visitor Services programs, expanded employee training and broader recruitment outreach, and creation of a Board policy on equity, diversity and inclusion. The goal of the initiatives, now completed, was to emphasize the value of diversity and inclusion and expand Midpen's own diversity awareness.

In the late spring and summer of 2020, as the nation was in the midst of a dramatic reckoning with race and systemic injustices, Midpen responded by reaffirming its stance on the value of Diversity, Equity, and Inclusion (DEI) and adopting Resolution 21-11, upholding Midpen's "long-standing values of diversity, equity, and inclusion and condemning discrimination, hate, and bigotry in all forms." In addition, the General Manager formed two staff a DEI staff committee, focused on community outreach, partnerships, recruitment and staff development to further the Midpen's DEI work, consistent with the Midpen's mission, Board policy, and Board-adopted Strategic Plan Goals and Objectives.



Equality means each individual or group of people is given the same resources or opportunities. Equity recognizes that each person has different circumstances and allocates the exact resources and opportunities needed to reach an equal outcome.

The following strategies and implementation actions were identified and prioritized based on various considerations, including anticipated level of beneficial impact; level of urgency; level of initial and long-term staffing resources needed; cost; implementation duration; and synergy with existing Midpen programs and initiatives. Each strategy below includes a list of potential supporting implementation actions.

Diversity, Equity, and Inclusion Strategy and Implementation Actions

DEI Committee - Subcommittees		
DEI Consultant	Recruitment	Outreach
<ul style="list-style-type: none"> RFP for a DEI consultant to inventory existing efforts and develop strategy for change management and accountability. Work with DEI consultant to create and administer training specifically for staff on hiring panels or otherwise involved in hiring process. General cultural competency training. Work with consultant to conduct a needs assessment, identify Midpen's weaknesses and recommend trainings to address them. 	<ul style="list-style-type: none"> Create a recruitment specialist HR position focused on DEI outreach and marketing. Identify job application assistance resources and broadcast alongside recruitments. 	<ul style="list-style-type: none"> Inventory groups/organizations that Midpen already engages with and share this as a resource amongst all departments. Survey partner agencies for strategies to identify target audiences (e.g. Santa Clara Valley Open Space Authority's deep engagement model).

A sustained commitment and effort involving all levels of the organization to pursue the strategies and implementation actions listed above will further Midpen efforts in advancing its DEI goals. Many of these strategies and implementation actions can be folded into current operations, while others will require additional funding and allocated resources. As this work continues into FY24 and beyond, the expectation is that DEI goals will be infused in all aspects of Midpen practices, procedures, workflow, and culture and will evolve as Midpen's knowledge in DEI work expands. The first phase of recommended Diversity, Equity, and Inclusion action items continue to be worked on and are included in the FY24 Budget, and Capital Improvement and Action Plan (CIAP). Subsequent phases will be programmed in later fiscal year as funding and capacity allow.

Budget Process

Midpen's annual budget development process begins in December each year. At an annual public retreat, the Board reviews and updates Midpen's Strategic Plan based on the findings of an environmental scan with input from department managers and reviews the prior year's accomplishments. Staff then begins capacity planning for ongoing projects and proposed new projects. In March, the Board holds a second public retreat with executive management and department managers to establish priorities for the upcoming fiscal year and provide staff with strategic direction regarding the CIAP.

Departments begin developing the annual CIAP in February/March in accordance with Board priorities, and budgets are developed in March. The individual department budgets and CIAPs are consolidated in March/April and reviewed by executive management before being presented to the Action Plan and Budget Committee in April/May. The Board conducts its initial review and public hearing of the proposed Annual Budget and Action Plan in May and formally adopts it in June.

Budget Development Process



In addition to holding these public retreats and meetings, Midpen puts together public advisory committees as needed to incorporate community input for topics of high interest. Examples include the Community Advisory Committee that helped develop the Vision Plan and the La Honda Public Access Working Group that worked with staff on the La Honda Parking and Trailhead Access Feasibility Study. In FY24, the District will be working with a new Hawthorns Public Access Working Group to develop recommendations for public access that consider natural and cultural resources protections, operational and management constraints, existing conditions, and stakeholder input.

Following the second Board retreat in March, Midpen staff always review and update the draft CIAP to ensure a realistic projection of work that can be completed with available staff and funding. After understanding the extent of storm damage experienced by recent winter storms, the General Manager directed District staff to reassess the project list in late March and early April. This reassessment has resulted in newly proposed modifications to the draft Budget and CIAP to incorporate many unanticipated storm-damage repair projects, including those that are anticipated to receive FEMA funding. A total of 11 new projects were added to address the storm damage. In order to accommodate these projects, many of which are time sensitive to avoid further damage from future (2023/24) storms, protect sensitive habitat, and reopen critical access roads and trail connections, numerous other projects are proposed to be either deferred or to have the schedules extended. These changes are listed below:

Storm Repair Projects added:

- XXXXX Bear Creek Redwoods - Alma Trail Slide (located outside newly repair segments)
- XXXXX Bear Creek Redwoods - Parking Lot Culvert
- XXXXX District-wide Culvert Repair Permanent Work
- XXXXX District-wide Trail Repair Permanent Work
- XXXXX El Corte de Madera - Spring Board Trail culvert and Bridge
- XXXXX Miramontes Ridge - Johnston Ranch Ponds
- XXXXX Miramontes Ridge - Madonna Creek Dam Repair
- XXXXX Miramontes Ridge - Madonna Creek Stables
- XXXXX Purisima Creek Redwoods - Purisima Ponds
- XXXXX Sierra Azul - Limekiln Trail Slide
- XXXXX Skyline Ridge - Skyline Ridge Road at Big Dipper Inholding

Project Adjustments to Accommodate New Strom Damage Projects:

Scope reduced:

- 31901 ADA Barrier Removal
- 35010 Structure Disposition
- 61025 FFO Trail Bridge Replacements
- 80054 Badger/Burrowing Owl Habitat Assessment
- 80070 Carbon Storage Study - Pilot Project, San Gregorio watershed
- 80072 Irish Ridge Restoration
- MAA02-004 Stevens Creek Shoreline Nature Area Restoration
- MAA03-002 Purisima Upland Site Cleanup and Soil Remediation
- XXXXX Prescribed Fire Plan Implementation

Project Full Deferred to a Future Fiscal Year:

- 35006 Kennedy Trailhead Parking Area Improvement
- 35013 Fremont Older Parking Area Improvements
- 35015 Rancho San Antonio Road Repair
- Supporting Project Science Summit
- Supporting Project Update to the District CEQA Guidelines

Scope Expanded or Schedule Accelerated due to Storm Damage Repair:

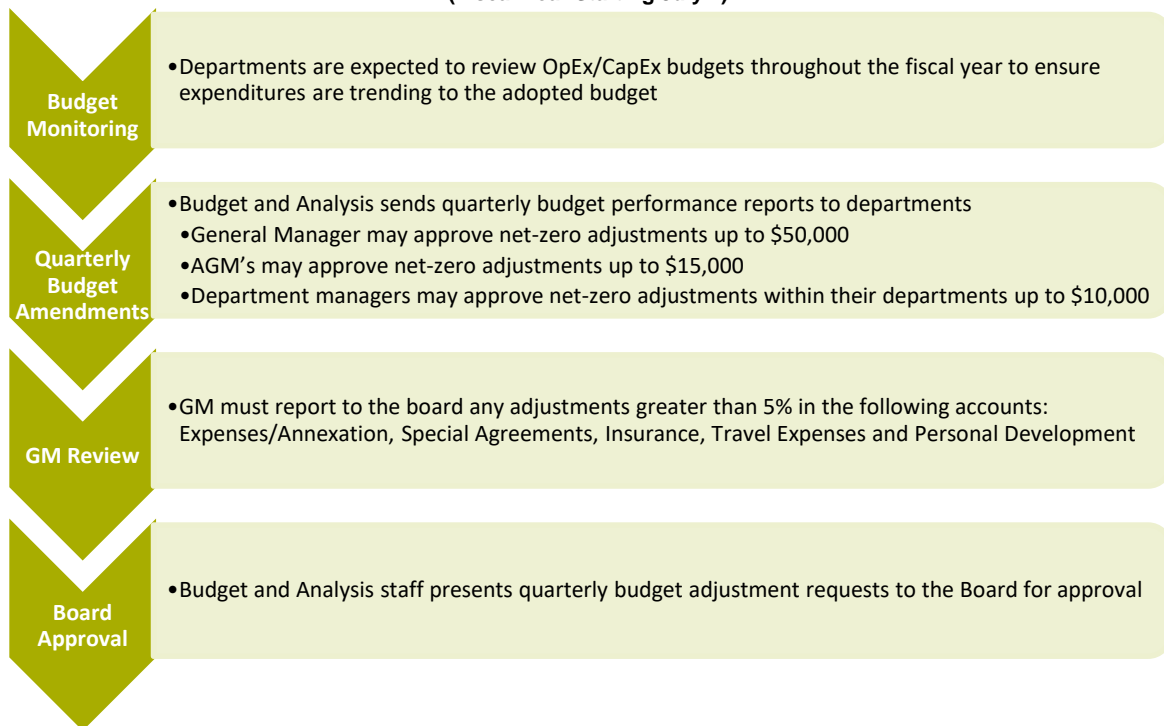
- 61026 Quam Residence Road Repair
- XXXXX Purisima Creek Road Vehicle Access
- XXXXX Prospect Road Culvert Replacement

Projects with no changes but may potentially be impacted:

- MAA05-010 Restoration Forestry Demonstration Project

Budget Management Process

(Fiscal Year Starting July 1)



Midpen’s Board of Directors adopts an annual operating budget for the organization by major fund on or before June 30 for the ensuing fiscal period. The Board may amend the budget by resolution during the fiscal period. The legal level of control, the level at which expenditures may not legally exceed the budget, is at the category level.

Midpen uses three methods of amending the budget throughout the year: (1) at the quarterly re-forecast, (2) ad hoc for property purchases or time-sensitive expenditure adjustments, and (3) a net zero adjustment within a fund and expense category.

1. After the end of the first, second, and third quarters, department managers and project managers provide a re-forecast report for all non-personnel related expenditures. Based on the aggregated re-forecast reports, a consolidated budget adjustment is proposed to the Board for adoption via resolution.
2. The Ad Hoc budget adjustments are used for property purchases as well as time-sensitive expenditures that require budget availability prior to the quarterly re-forecast. This method ensures continuation of projects and operations without administrative restrictions. Ad Hoc budget adjustments are adopted by the Board via resolution.
3. Net-zero budget transfers can be implemented administratively, provided these transfers are within the same fund and the same expenditure category. A summary of net zero transfers is included in each quarterly re-forecast report to the Board.

Financial Policies

Each year, the General Manager, Chief Financial Officer, and Controller all review Midpen's finance policies in preparation for an annual Board review and affirmation of the policies.

This symbol indicates that the proposed fiscal year budget complies with the financial policy mentioned.

Budget Policy

Midpen follows best practices in budgeting, including assessing constituent needs, developing long range plans, adhering to budget preparation and adoption procedures, monitoring performance, and adjusting budgets as required. Midpen's budget is divided into four categories: Operating Budget, Capital Budget, Land and Associated Costs, and Debt Service. The budget is prepared and adopted on a cash basis, whereas the annual financial statements are prepared on a modified accrual basis, which takes into account all of the current year revenues and expenses regardless of when cash is received or paid.

The Board adopts the annual budget on the Fund level:

Fund 10 – General Fund Operating

Fund 20 – Hawthorns

Fund 30 – MAA Land/Capital

Fund 40 – General Fund Land/Capital

Fund 50 – Debt Service

The budget can be amended during the year, in accordance with the board Budget and Expenditure Policy, which states that increases to any of the four budget categories must be approved by the Board.

Debt Management Policy

The Board adopted a Debt Management Policy in 2017. The stated purpose of the Debt Management Policy is to establish the overall parameters for issuing, structuring, and administering Midpen's debt in compliance with applicable federal and state securities law. The Debt Management Policy was developed in conjunction with the Policy for Initial and Continuing Disclosure Relating to Bond Issuances, with the latter ensuring that statements or releases of information to the public and investors relating to the finances of Midpen are complete, true and accurate in all material respects.

Fund Balance Policy

Fund balance is the difference between governmental fund assets and fund liabilities. During 2014, the Board adopted the Fund Balance Policy to provide adequate funding to meet Midpen's short-term and long-term plans, provide funds for unforeseen expenditures related to emergencies such as natural disasters, strengthen the financial stability of the organization against present and future uncertainties, such as economic downturns and revenue shortfalls, and maintain an investment-grade bond rating. This policy has been developed with the counsel of the Midpen auditors to meet the requirements of GASB 54.

The components of Midpen's fund balance are as follows:

Nonspendable fund balance includes amounts that cannot be spent either because they are not in spendable form, e.g., prepaid insurance, or because of legal or contractual constraints. At all times, Midpen shall hold fund balance equal to the sum of its nonspendable assets.

Restricted fund balance includes amounts that are constrained for specific purposes which are externally imposed by constitutional provisions, enabling legislation, creditors or contracts.

Committed fund balance includes amounts that are constrained for specific purposes that are internally imposed by the government through formal action of the highest level of decision-making authority and do not lapse at period end.

Assigned fund balance includes amounts that are intended to be used for specific purposes that are neither restricted nor committed. Such amounts may be assigned by the General Manager if authorized by the Board to make such designations. Projects to be funded by assigned funds require the approval of the General Manager.

Unassigned fund balance includes amounts within the general fund which have not been classified within the above categories. The Board shall designate the minimum amount of unassigned fund balance which is to be held in reserve in consideration of unanticipated events that could adversely affect the financial condition of Midpen and jeopardize the continuation of necessary public services. The minimum amount of unassigned fund balance is calculated as 30% of the Budgeted General Fund Tax Revenue. Any spending from this minimum general fund reserve requires the approval of the Board. Any such spending will be reimbursed within two years. If such reimbursement exceeds 5% of the Budgeted General Fund Tax Revenue, the Board may decide to limit the reimbursement at 5% and extend the reimbursement period beyond two years, as needed. The minimum reserve amount calculation will be reviewed annually as part of the annual budget process.

Midpen uses restricted/committed amounts to be spent first when both restricted and unrestricted fund balance is available unless there are legal documents/contracts that prohibit doing this, such as a grant agreement requiring dollar-for-dollar spending. Additionally, Midpen would first use committed, then assigned and lastly unassigned amounts of unrestricted fund balance when expenditures are made.

Investment Policy

Midpen's Investment Policy is adopted annually, in accordance with state law. The policy provides guidance and direction for the prudent investment of Midpen funds to safeguard the principal of invested funds and achieve a return on funds while maintaining the liquidity needs of the organization. The ultimate goal is to maximize the efficiency of Midpen's cash management system, and to enhance the organization's economic status, while protecting its pooled cash.

The investment of funds is governed by the California Government Code Section 53601 et seq., and by California Government Code Section 53630 et seq. Funds on deposit in banks must be federally insured or collateralized in accordance with the provisions of California Government Code, Sections 53630 et seq.

Capital Improvement and Action Plan Overview 2

FY24-FY26 CIAP Budget..... 5

Land Acquisition and Preservation 9

Natural Resource Protection and Restoration 11

Public Access, Education and Outreach 14

Assets and Organizational Support..... 17

Section 3 Capital Improvement and Action Plan

Capital Improvement and Action Plan Overview

Midpen’s Capital Improvement and Action Plan, or CIAP, provides multiyear budget information and a consolidated view of the major projects and activities at Midpen. The CIAP forms the fiscal year work program and includes the projects and key initiatives that the organization will pursue and dedicate staff and financial resources over the next 3 fiscal years. Projects are limited to those that begin or have activity in FY24, FY25, or FY26 and potentially continue as multiyear projects. However, budgets are preliminary for FY25 and beyond. The Board continues to adopt the budget one fiscal year at a time.

Midpen staff prepared the FY24-FY26 CIAP in accordance with the Board’s Priority Setting Retreat on March 7, 2023 and in response to recent storm damages experienced the late 2022 and early 2023, resulting in the following projects spread throughout Midpen’s four Programs:



Land Acquisition and Preservation: Midpen seeks to purchase or otherwise acquire interest in the maximum feasible area of strategic open space land within the District, including baylands, foothills and ridgelines, and link its open space lands with federal, state, county and city parklands and watershed lands.



Natural Resource Protection and Restoration: Midpen protects and restores the natural diversity and integrity of its resources for their value to the environment and the public.



Public Access, Education and Outreach: Midpen provides public access to the open space lands for low-intensity recreational uses to everyone, regardless of physical abilities or economic status.

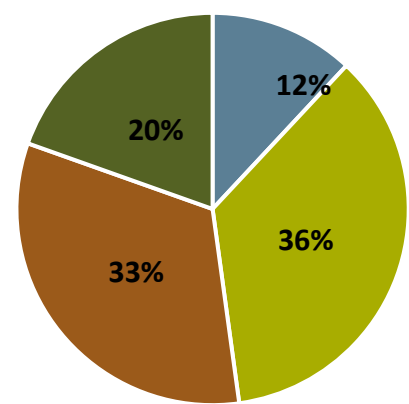
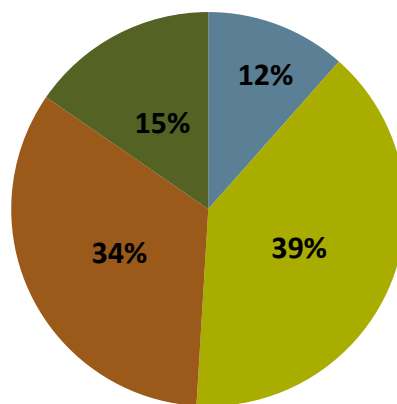
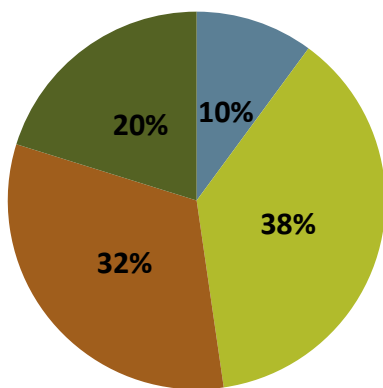


Assets and Organizational Support: Midpen employs a highly capable and professional staff and provides them with the facilities and resources needed to run an efficient and responsible organization on behalf of the public.

FY24 CIAP by Program

FY25 CIAP by Program

FY26 CIAP by Program



- Land Acquisition and Preservation
- Natural Resource Protection and Restoration
- Public Access, Education and Outreach
- Assets and Organizational Support

Three-Year CIAP Projects by Program and Fund

Program		Land Acquisition and Preservation	Natural Resource Protection and Restoration	Public Access, Education, and Outreach	Assets and Organizational Support	Grand Total
Fund	Fiscal Year					
10 - General Fund Operating	FY24	0	22	5	8	35
	FY25	0	22	5	6	33
	FY26	0	16	5	3	24
	Total	0	60	15	17	92
20 - Hawthorns Fund	FY24	0	0	0	0	0
	FY25	0	0	0	0	0
	FY26	0	0	0	0	0
	Total	0	0	0	0	0
30 - Measure AA Capital	FY24	4	11	18	0	33
	FY25	3	11	16	0	30
	FY26	2	11	13	0	26
	Total	9	33	47	0	89
40 - General Fund Capital	FY24	7	8	12	14	41
	FY25	9	8	14	10	41
	FY26	9	6	12	15	42
	Total	25	22	38	39	124
Grand Total	FY24	11	41	35	22	109
	FY25	12	41	35	16	104
	FY26	11	33	30	18	92
	Total	34	115	100	56	305

In FY24, 8 of the 41 total projects in Fund 40 are in support of MAA, of which 4 of them will become MAA eligible. Once properties are purchased, project budgets and expenditures will shift to Fund 30. Acquisition projects are rarely listed as MAA projects until the purchase is certain or complete given the speculative nature of land purchase projects during the research, due diligence, and early negotiation phase of the work.

Three-Year CIAP Capital and Operating Projects

Fiscal Year	Fund 10 - General Fund Operating (#)	Fund 10 - General Fund Operating (%)	Fund 40 - General Fund Capital (#)	Fund 40 - General Fund Capital (%)	Fund 30 - Measure AA Capital (#)	Fund 30 - Measure AA Capital (%)	Grand Total
FY24	35	32%	41	38%	33	30%	109
FY25	33	32%	41	39%	30	29%	104
FY26	24	26%	42	46%	26	28%	92

From a funding perspective, 68% of the FY24 and FY25 CIAP projects are capital projects or land acquisition while the remaining 32% are included in the operating budget (excluding supporting projects). For FY26, 74% of the CIAP projects are capital projects or land acquisition while the remaining 26% are included in the operating budget.

Three-Year CIAP New and Continuing Projects

	New	Continuing	Grand Total
FY24	22	87	109
FY25	11	93	104
FY26	11	81	92

The number of new and continuing projects by Program Area is included in each of the Program Area summaries.

Project Numbering

All projects are assigned a name and a unique number. Additionally, Midpen has three categories of projects, MAA eligible, Vision Plan related, or other capital and operating projects.

MAA eligible projects are designated by portfolio and project number, for example MAA10-001 indicates MAA portfolio number 10 (Coal Creek: Reopen Alpine Road for Trail Use), and project number 1 (Alpine Road Regional Trail, Coal Creek).

Vision Plan related projects are also designated by portfolio and project number, for example VP21-005 indicates Vision Plan portfolio number 21 (Bear Creek Redwoods: Public Recreation and Interpretive Projects), and project number 005 [Bear Creek Redwoods North Parking Area]. Vision Plan portfolio numbers 01 through 25 represent Midpen-funded efforts to implement the top 25 (Tier 1) Vision Plan Priority Portfolios. Vision Plan portfolios 26 through 54 are the Tier 2 priority actions in Midpen's Vision Plan.

Other projects are assigned a five-digit project number set (such as 31901, ADA Barrier Removal) and designate operating projects such as wildlife monitoring, facility improvements and administrative systems implementations.

Supporting Projects

Supporting projects are important activities undertaken each year that do not meet CIAP project criteria (typically with expenses less than \$50,000 over the lifetime of the project). While the supporting projects included in this section may incur real expenses, those expenses will only be included in department operating budgets listed in Section 4: Department Summary.

Operating Impact

Within the FY24-FY26 CIAP, Midpen has identified over 72 projects (or 51% of the CIAP) as having a future operating impact to the annual Budget and Action Plan. Some projects will have costs in perpetuity while other projects will have a shorter-term impact.

For example, numerous Natural Resource Protection and Restoration projects require three to five years of ongoing monitoring work (for example, ensuring native plants are well established after being planted can take over three years). New areas that are opened to the public require long-term patrol and maintenance work; this may result in additional staff. Staff are monitoring new and existing CIAP projects for their ongoing operating impact to the annual Budget and Action Plan to identify how operating costs will change in the future.

Icons

To highlight projects that support Midpen programs or areas of interest and improve readability, icons are included as applicable throughout Section 3: Capital Improvement and Action Plan.



FY24-FY26 CIAP Budget

The FY24-FY26 CIAP identifies the capital and operating projects and associated costs for FY24 through FY26 and provides funding of \$71 million over the next three years. The CIAP is funded by the General Fund, Measure AA general obligation bonds, the Hawthorns Fund and grants. The CIAP lists the capital and operating projects by program.

Per past experience, Midpen assumes unexpected shifts in project timelines due to unforeseen circumstances will continue to occur each fiscal year (e.g., new partnership opportunity, new land purchase opportunity, storm damage repairs). Leaving some capacity in future fiscal years will accommodate any additional capacity needed due to project timeline shifts. For these reasons, it is reasonable to see the total count in project numbers drop slightly year over year under the three-year CIAP.

Three-Year CIAP by Program*

CIAP Summary by Program	FY24	FY25	FY26	3-Year Total
Land Acquisition and Preservation**	\$3,697,951	\$1,920,000	\$332,000	\$5,949,951
Natural Resource Protection and Restoration	7,719,234	8,403,561	7,182,768	23,305,563
Public Access, Education and Outreach	11,403,815	13,653,808	7,499,882	32,557,505
Assets and Organizational Support	4,894,176	2,356,450	2,418,700	9,669,326
Total CIAP	\$27,715,176	\$26,333,819	\$17,433,350	\$71,482,345

* FY24/FY25/FY26 projects are limited to those that begin or have activity in FY24, FY25, or FY26 and potentially continue as multiyear projects.

** The land budget does not include title and purchase costs and only accounts for appraisals and other costs associated with property purchase research and early negotiations. Land purchase costs for titles or easements are budgeted upon approval by the Board.

Three-Year CIAP by Funding Source

CIAP Summary by Funding Source	FY24	FY25	FY26	3-Year Total
Fund 10 - General Fund Operating	\$3,264,753	\$3,768,800	\$3,432,352	\$10,465,905
Fund 20 - Hawthorns	8,019,637	7,096,375	4,876,198	19,992,210
Fund 30 - Measure AA Capital	10,057,776	10,159,550	8,788,800	29,006,126
Fund 40 - General Fund Capital	3,264,753	3,768,800	3,432,352	10,465,905
Grants/Partnerships/Other	6,373,010	5,309,094	336,000	12,018,104
Total CIAP	\$27,715,176	\$26,333,819	\$17,433,350	\$71,482,345

With the support of the Grants Program, additional revenue is secured annually to support Midpen's mission, leveraging existing financial resources to relieve funding gaps and ensure project delivery. A summary of CIAP projects with awarded external funding sources is included below. Grants applied for but not yet awarded are not included in the budget or the table below. Related, the District is applying for approximately \$7.5 million in FEMA funds to support storm damage repair work due to the 2022/2023 storm events. Early indications are positive that at least a portion of the grant request will be funded. This amount is not reflected below, as these grant funds are not yet secured.



Three-Year CIAP Grant Income

Project #	Project Name	Grant/Partnership/Other	FY24	FY25	FY26	3-Year Total
61023	Los Gatos Creek Watershed - Wildland Fire Resiliency	Wildlife Conservation Board	825,000	375,000	0	1,200,000
61031	Wildland Fire Capacity	State Coastal Conservancy	141,000	382,000	16,000	539,000
80065	IPM Implementation of Valley Water Grant	Valley Water	275,000	275,000	275,000	825,000
80083	Santa Cruz Kangaroo Rat Habitat and Population Management Project	Wildlife Conservation Board	112,000	95,000	0	207,000
MAA03-002	Purisima Upland Site Clean up and Soil Remediation	Department of Resources Recycling and Recovery (CalRecycle)	0	77,480	0	77,480
MAA20-001	Wildlife Corridor: Highway 17 Crossing	California Department of Parks and Recreation	2,000,000	0	0	2,000,000
MAA20-001	Wildlife Corridor: Highway 17 Crossing	Wildlife Conservation Board	1,369,503	3,000,000	0	4,369,503
MAA21-011	Phase II Trail Improvements, Bear Creek Redwoods OSP	California Natural Resources Agency	1,411,507	1,059,614	0	2,471,121
XXXXX	Prescribed Fire Plan Implementation	State Coastal Conservancy	0	45,000	45,000	90,000
None	Vehicle and Machinery/Equipment Purchases	State Coastal Conservancy	239,000	0	0	239,000
Grand Total			\$6,373,010	\$5,309,094	\$336,000	\$12,018,104

Areas of Interest

Midpen has identified several key areas of interest in addition to the four CIAP programs.



Agriculture: Supporting agriculture and sustaining conservation grazing programs on Midpen lands furthers both the mission and Board-adopted Strategic Goals and Objectives (Goal 1, Objective 4 and Goal 2, Objective 5).



Diversity, Equity, and Inclusion: Connecting diverse communities to their public open space preserves through the support of regional partnerships and expanded outreach to youth and underserved communities (Goal 3, Objectives 2, 3, and 4).



Wildland Fire Resiliency: Working with local fire agencies and surrounding communities to enhance Midpen's wildland fire preparedness and responsiveness (Goal 2, Objective 4).

CIAP project summary tables for these three areas of interest are included below.

Agriculture



Project #	Project Name	FY24	FY25	FY26	3-Year Total
31907	Johnston Ranch Loop Trail and Parking Area	\$0	\$110,000	\$135,000	\$245,000
35012	Driscoll Ranch New Agricultural Well	72,000	32,500	15,500	120,000
35016	Toto Ranch New Agricultural Well(s)	20,000	55,500	0	75,500
61024	Lobitos Creek Fencing	326,000	0	0	326,000
61030	Toto Ranch Agricultural Plan	51,000	75,000	0	126,000
MAA01-005	Johnston Ranch Land Acquisition	37,000	5,000	5,000	47,000
MAA01-006	Madonna Creek Habitat Enhancement, Water Supply and Bridge Replacement	96,915	204,451	207,695	509,061
MAA03-006	South Cowell Upland Land Conservation	5,354	5,000	5,000	15,354
MAA03-007	Purisima-to-the-Sea Habitat Enhancement and Water Supply Improvement Plan	205,000	70,000	175,000	450,000
MAA05-011	Lone Madrone Ranch Fence Installation	131,250	0	0	131,250
MAA05-014	Lone Madrone Corrals	0	7,000	50,000	57,000
MAA07-008	Lower Turtle Pond Repair	205,915	116,858	0	322,773
MAA13-001	Cloverdale - Operational Road System Review and Repairs	0	70,000	138,911	208,911
MAA13-003	Cloverdale Ranch Land Opportunity	75,000	1,520,000	0	1,595,000
MAA13-XXX	Cloverdale Reservoir Monitoring Improvements	87,500	87,500	120,000	295,000
VP39-001	Lower San Gregorio Creek Land Conservation	50,000	85,000	75,000	210,000
Total		\$1,362,934	\$2,443,809	\$927,106	\$4,733,849

Diversity, Equity, and Inclusion



Project #	Project Name	FY24	FY25	FY26	3-Year Total
10003	Diversity, Equity, and Inclusion Program Actions	\$60,000	\$50,000	\$25,000	\$135,000
31901	ADA Barrier Removal	30,000	1,525,000	50,000	1,605,000
35015	Rancho San Antonio Road Repair	0	226,000	111,000	337,000
61027	Rancho San Antonio ADA Path to Deer Hollow Farm	183,000	157,000	112,000	452,000
61029	Monte Bello Black Mountain Trail Extension	50,000	100,000	155,000	305,000
MAA05-007	La Honda Creek Phase 2 Trail Connections	201,412	302,082	360,672	864,166
MAA05-013	La Honda Parking and Trailhead Access – Phase 2 Implementation	0	0	111,875	111,875

MAA06-002	Hawthorns Area Plan	293,670	109,514	51,560	454,744
MAA11-003	Rancho San Antonio Multimodal Access - Implementation (MAA Eligible)	25,000	0	0	25,000
MAA16-001	Long Ridge Trail Connection to Eagle Rock and Devils Canyon	65,000	175,000	323,726	563,726
MAA17-XXX	Upper Stevens Creek Trail Connection	65,000	50,000	48,911	163,911
MAA21-006	Bear Creek Redwoods - Alma College Cultural Landscape Rehabilitation	159,887	84,038	30,713	274,638
MAA21-011	Phase 2 Trail Improvements, Bear Creek Redwoods	2,788,766	681,000	2,000	3,471,766
VP05-002	La Honda Creek Parking and Trailhead Access - Phase 1 Feasibility Study and CEQA Review	89,000	100,000	0	189,000
VP07-XXX	La Honda Parking Area - South Area	0	50,000	50,000	100,000
VP11-001	Rancho San Antonio Multimodal Access - Implementation (Non-MAA Funded)	50,000	10,000	0	60,000
VP21-005	Bear Creek Redwoods North Parking Area	105,000	80,000	870,500	1,055,500
Total		\$4,165,735	\$3,699,634	\$2,302,957	\$10,168,326

In addition to these 17 projects to connect diverse communities to their open space preserves, Midpen programs expand outreach to diverse communities through our grantmaking program, community partnerships, sponsorships and other activities.

Wildland Fire Resiliency

Project #	Project Name	FY24	FY25	FY26	3-Year Total
61017	Fuel Reduction Implementation	\$965,000	\$965,000	\$965,000	\$2,895,000
61023	Los Gatos Creek Watershed - Wildland Fire Resiliency	1,110,880	929,800	0	2,040,680
61031	Wildland Fire Capacity	517,600	517,600	517,600	1,552,800
80072	Irish Ridge Restoration	45,000	385,000	405,000	835,000
80076	CEQA Review for IPM Program	20,000	101,000	0	121,000
80079	Miramontes Ridge Reforestation	0	100,000	15,000	115,000
MAA05-010	Restoration Forestry Demonstration Project	279,082	40,000	540,000	859,082
MAA21-007	Bear Creek Redwoods Preserve Plan: Invasive Weed Treatment and Restoration	110,501	100,000	100,000	310,501
XXXXX	Long Ridge Forest Health Treatment	50,000	5,000	5,000	60,000
XXXXX	Prescribed Fire Plan Implementation	37,500	75,000	75,000	187,500
Total		\$3,135,563	\$3,218,400	\$2,622,600	\$8,976,563

Land Acquisition and Preservation



	New in FY24	Continuing in FY24	Total for FY24
Number of Projects	1	11	12
Total CIAP Budget	\$15,000	\$3,682,951	\$3,697,951
*Fund 10	0	0	0
Fund 30	0	5	5
Fund 40	1	6	7

*Excludes supporting projects

Project #	Project Name	Fiscal Year	FY23	FY24	FY25	3-Year Total	Page
20125	Cal-Water Land Exchange, Teague Hill Preserve	FY24/FY25/FY26	\$24,000	\$15,000	\$0	\$39,000	11
MAA01-005	Johnston Ranch Land Acquisition	FY24/FY25/FY26	37,000	5,000	5,000	47,000	12
MAA03-006	South Cowell Upland Land Conservation	FY24/FY25/FY26	5,354	5,000	5,000	15,354	13
**MAA05-015	Upper La Honda Creek Land Conservation (Eberhard)	FY24	1,000,000	0	0	1,000,000	14
MAA13-003	Cloverdale Ranch Land Opportunity	FY24/FY25	75,000	1,520,000	0	1,595,000	15
**MAA15-005	Upper La Honda Creek Land Conservation (Eberhard)	FY24	2,291,597	0	0	2,291,597	16
VP06-002	El Mirador Land Conservation	FY24/FY25	15,000	65,000	0	80,000	17
VP08-002	Upper Alpine Creek Land Conservation	FY25/FY26	0	12,000	12,000	24,000	18
VP10-003	Transfer of Upper Alpine Road from San Mateo County	FY25	0	13,000	0	13,000	19
VP15-001	Redwood Forest Land Opportunity	FY26	0	0	5,000	5,000	20

VP15-005	Upper Oil Creek Redwood Land Conservation	FY26	0	0	30,000	30,000	21
VP20-XXX	Quint Trail Easement	FY24	23,000	0	0	23,000	22
VP23-004	Mt. Umunhum Land Conservation	FY25/FY26	0	23,000	23,000	46,000	23
VP24-002	Valley Water Exchange Agreement at Rancho de Guadalupe Area of Sierra Azul Preserve	FY24/FY25/FY26	5,000	5,000	5,000	15,000	24
VP25-001	Sierra Azul Loma Prieta Land Conservation	FY24/FY25/FY26	22,000	22,000	22,000	66,000	25
VP39-001	Lower San Gregorio Creek Land Conservation	FY24/FY25/FY26	50,000	85,000	75,000	210,000	26
None	Districtwide Purchase Options and Low-Value Land Fund	Reoccurring	150,000	150,000	150,000	450,000	27
Total			\$3,697,951	\$1,920,000	\$332,000	\$5,949,951	

*Pre-acquisition activity for land purchases is typically budgeted in Fund 40 (unless the purchase is certain and eligible for MAA reimbursement, the funds are then budgeted in Fund 30). The land budget typically does not include title and purchase costs and only accounts for appraisals and other costs associated with property purchase research and early negotiations. Land purchase costs for fee titles or easements are subsequently budgeted upon approval by the Board and reflected in year-end expenses. Once a MAA-eligible VP property is purchased, a budget adjustment request is made to transfer the General Capital Fund 40 budget to MAA Fund 30.

**MAA05-015 and MAA15-005 are the same project. MAA Portfolio #05 does not have sufficient funds to cover the proposed Eberhard purchase. Portfolio #15 will be used to offset the cost of the purchase which aligns with the priority actions of this portfolio.

Program: Land Acquisition and Preservation
Project #: 20125
Fund: 40 - General Fund Capital

Operating Budget Impact: Yes
Area of Interest: Choose one if applicable

Cal-Water Land Exchange, Teague Hill Preserve

Project Purpose

Pursue trail connections between Huddart Park and Teague Hill Preserve, and pursue future land conservation protections in the Bear Gulch watershed in exchange for land rights to allow the installation of Cal Water water tanks at El Corte de Madera Preserve.

FY24 Scope

Negotiate and finalize all transactional documents and bring a proposed agreement to the Board for approval.

FY25 Scope

Land & Facilities and Planning to identify the alignment of the new trail route on Cal Water property to set the permanent location of the trail easement corridor.

FY26 Scope

Complete the exchange of property rights.

SUMMARY OF ESTIMATED COSTS	Prior Year Actuals	FY23 Estimated Actuals	FY24 Budget	FY25 Projections	FY26 Projections	Estimated Future Years	Total
4000 - Staff Costs	\$ -	\$ -	\$ -	\$ -	\$ -	\$ -	\$ -
5000-7000 - Service & Supplies	-	-	-	-	-	-	-
8100 - Real Estate Services	-	-	4,000	-	-	-	4,000
8200 - Architect/Engineering Services	-	-	20,000	15,000	-	-	35,000
8300 - Environmental/Planning Services	-	-	-	-	-	-	-
8400 - Inspection/Construction Monitoring	-	-	-	-	-	-	-
8500 - Permitting Fees	-	-	-	-	-	-	-
8600 - Construction	-	-	-	-	-	-	-
8700 - Vehicles & Equipment	-	-	-	-	-	-	-
8800 - Structures	-	-	-	-	-	-	-
Grand Total	\$ -	\$ -	\$ 24,000	\$ 15,000	\$ -	\$ -	\$ 39,000

FUNDING SOURCE	Prior Year Actuals	FY23 Estimated Actuals	FY24 Budget	FY25 Projections	FY26 Projections	Estimated Future Years	Total
10 - General Fund Operating	\$ -	\$ -	\$ -	\$ -	\$ -	\$ -	\$ -
20 - Hawthorn Fund	-	-	-	-	-	-	-
30 - Measure AA Capital	-	-	-	-	-	-	-
40 - General Fund Capital	-	-	24,000	15,000	-	-	39,000
Grants/Partnerships/Other	-	-	-	-	-	-	-
Grand Total	\$ -	\$ -	\$ 24,000	\$ 15,000	\$ -	\$ -	\$ 39,000

Program: Land Acquisition and Preservation
Project #: MAA01-005
Fund: 30 - Measure AA Capital

Operating Budget Impact: Yes
Area of Interest: Agriculture

Johnston Ranch Land Acquisition

Project Purpose

Complete necessary steps to the purchase and preservation of the upland portion of the Johnston Ranch property as an addition to Miramontes Ridge Open Space Preserve.

FY24 Scope

Work with granting agencies to authorize grant change for fee and partial interest purchase of the Johnston upland property. Bring purchase amendment to Board for approval.

FY25 Scope

After litigation is resolved, complete 100% fee transfer escrow.

FY26 Scope

After litigation is resolved, complete 100% fee transfer escrow.

SUMMARY OF ESTIMATED COSTS	Prior Year Actuals	FY23 Estimated Actuals	FY24 Budget	FY25 Projections	FY26 Projections	Estimated Future Years	Total
4000 - Staff Costs	\$ -	\$ -	\$ -	\$ -	\$ -	\$ -	\$ -
5000-7000 - Service & Supplies	-	-	-	-	-	-	-
8100 - Real Estate Services	82,856	33,000	37,000	5,000	5,000	-	162,856
8200 - Architect/Engineering Services	-	-	-	-	-	-	-
8300 - Environmental/Planning Services	-	-	-	-	-	-	-
8400 - Inspection/Construction Monitoring	-	-	-	-	-	-	-
8500 - Permitting Fees	50	-	-	-	-	-	50
8600 - Construction	-	-	-	-	-	-	-
8700 - Vehicles & Equipment	-	-	-	-	-	-	-
8800 - Structures	-	-	-	-	-	-	-
Grand Total	\$ 82,906	\$ 33,000	\$ 37,000	\$ 5,000	\$ 5,000	\$ -	\$ 162,906

FUNDING SOURCE	Prior Year Actuals	FY23 Estimated Actuals	FY24 Budget	FY25 Projections	FY26 Projections	Estimated Future Years	Total
10 - General Fund Operating	\$ -	\$ -	\$ -	\$ -	\$ -	\$ -	\$ -
20 - Hawthorn Fund	-	-	-	-	-	-	-
30 - Measure AA Capital	82,906	33,000	37,000	5,000	5,000	-	162,906
40 - General Fund Capital	-	-	-	-	-	-	-
Grants/Partnerships/Other	-	-	-	-	-	-	-
Grand Total	\$ 82,906	\$ 33,000	\$ 37,000	\$ 5,000	\$ 5,000	\$ -	\$ 162,906

Program: Land Acquisition and Preservation
Project #: MAA03-006
Fund: 30 - Measure AA Capital

Operating Budget Impact: Yes
Area of Interest: Agriculture

South Cowell Upland Land Conservation

Project Purpose

Complete land division application with San Mateo County for future fee transfer of upland property and adjacent residence to preserve upland grassland habitat and support opportunities for parking, patrol and trail access for the planned Purisima-to-the-Sea regional trail corridor.

FY24 Scope

Continue to work with the county to complete a land division application, which has been delayed by litigation.

FY25 Scope

After litigation is resolved, complete 100% fee transfer escrow.

FY26 Scope

After litigation is resolved, complete 100% fee transfer escrow.

SUMMARY OF ESTIMATED COSTS	Prior Year Actuals	FY23 Estimated Actuals	FY24 Budget	FY25 Projections	FY26 Projections	Estimated Future Years	Total
4000 - Staff Costs	\$ -	\$ -	\$ 354	\$ -	\$ -	\$ -	\$ 354
5000-7000 - Service & Supplies	-	-	-	-	-	-	-
8100 - Real Estate Services	4,909,748	1,266,000	5,000	5,000	5,000	-	6,190,748
8200 - Architect/Engineering Services	-	-	-	-	-	-	-
8300 - Environmental/Planning Services	-	-	-	-	-	-	-
8400 - Inspection/Construction Monitoring	-	-	-	-	-	-	-
8500 - Permitting Fees	26,959	-	-	-	-	-	26,959
8600 - Construction	-	-	-	-	-	-	-
8700 - Vehicles & Equipment	-	-	-	-	-	-	-
8800 - Structures	-	-	-	-	-	-	-
Grand Total	\$ 4,936,707	\$ 1,266,000	\$ 5,354	\$ 5,000	\$ 5,000	\$ -	\$ 6,218,061

FUNDING SOURCE	Prior Year Actuals	FY23 Estimated Actuals	FY24 Budget	FY25 Projections	FY26 Projections	Estimated Future Years	Total
10 - General Fund Operating	\$ -	\$ -	\$ -	\$ -	\$ -	\$ -	\$ -
20 - Hawthorn Fund	-	-	-	-	-	-	-
30 - Measure AA Capital	4,936,707	1,266,000	5,354	5,000	5,000	-	6,218,061
40 - General Fund Capital	-	-	-	-	-	-	-
Grants/Partnerships/Other	-	-	-	-	-	-	-
Grand Total	\$ 4,936,707	\$ 1,266,000	\$ 5,354	\$ 5,000	\$ 5,000	\$ -	\$ 6,218,061

Program: Land Acquisition and Preservation
Project #: MAA05-015
Fund: 30 - Measure AA Capital

Operating Budget Impact: Yes
Area of Interest: Choose one if applicable

Upper La Honda Creek Land Conservation (Eberhard)

Project Purpose

Complete land purchase in the headwaters of La Honda Creek for habitat protection and to help close the Bay Area Ridge Trail gap between the La Honda Creek and El Corte de Madera Creek preserves. Purchase was originally budgeted in MAA portfolio 05 but partially moved to MAA portfolio 15 as MAA portfolio 05 does not currently have sufficient funds for the entire purchase.

FY24 Scope

Pursue lot line adjustment approval with San Mateo County to complete the purchase of the Eberhard property as an addition to La Honda Creek Open Space Preserve.

FY25 Scope

Project completed in prior fiscal year(s).

FY26 Scope

Project completed in prior fiscal year(s).

SUMMARY OF ESTIMATED COSTS	Prior Year Actuals	FY23 Estimated Actuals	FY24 Budget	FY25 Projections	FY26 Projections	Estimated Future Years	Total
4000 - Staff Costs	\$ -	\$ -	\$ -	\$ -	\$ -	\$ -	\$ -
5000-7000 - Service & Supplies	-	-	-	-	-	-	-
8100 - Real Estate Services	-	28,400	1,000,000	-	-	-	1,028,400
8200 - Architect/Engineering Services	-	-	-	-	-	-	-
8300 - Environmental/Planning Services	-	-	-	-	-	-	-
8400 - Inspection/Construction Monitoring	-	-	-	-	-	-	-
8500 - Permitting Fees	-	1,745	-	-	-	-	1,745
8600 - Construction	-	-	-	-	-	-	-
8700 - Vehicles & Equipment	-	-	-	-	-	-	-
8800 - Structures	-	-	-	-	-	-	-
Grand Total	\$ -	\$ 30,145	\$ 1,000,000	\$ -	\$ -	\$ -	\$ 1,030,145

FUNDING SOURCE	Prior Year Actuals	FY23 Estimated Actuals	FY24 Budget	FY25 Projections	FY26 Projections	Estimated Future Years	Total
10 - General Fund Operating	\$ -	\$ -	\$ -	\$ -	\$ -	\$ -	\$ -
20 - Hawthorn Fund	-	-	-	-	-	-	-
30 - Measure AA Capital	-	30,145	1,000,000	-	-	-	1,030,145
40 - General Fund Capital	-	-	-	-	-	-	-
Grants/Partnerships/Other	-	-	-	-	-	-	-
Grand Total	\$ -	\$ 30,145	\$ 1,000,000	\$ -	\$ -	\$ -	\$ 1,030,145

Program: Land Acquisition and Preservation
Project #: MAA13-003
Fund: 30 - Measure AA Capital

Operating Budget Impact: Yes
Area of Interest: Agriculture

Cloverdale Ranch Land Opportunity

Project Purpose

Continue with the potential Phase 3 purchase of the Cloverdale Ranch property owned by Peninsula Open Space Trust. Continue due diligence work, including clarification and division of operational responsibilities related to the Lake Lucerne Water Company and identify preliminary land and resource management goals for the potential Phase 3 property.

FY24 Scope

Continue due diligence for Phase 3 of the Cloverdale Ranch purchase. Work with POST and shareholders of Lake Lucerne Mutual Water Company to address future water infrastructure improvements and clearly define maintenance and repair responsibilities.

FY25 Scope

Bring exercise of option to Board to consider approval of Phase 3 of the Cloverdale Ranch purchase.

FY26 Scope

Project completed in prior fiscal year(s).

SUMMARY OF ESTIMATED COSTS	Prior Year Actuals	FY23 Estimated Actuals	FY24 Budget	FY25 Projections	FY26 Projections	Estimated Future Years	Total
4000 - Staff Costs	\$ -	\$ -	\$ -	\$ -	\$ -	\$ -	\$ -
5000-7000 - Service & Supplies	-	-	-	-	-	-	-
8100 - Real Estate Services	-	14,900,000	75,000	1,520,000	-	-	16,495,000
8200 - Architect/Engineering Services	-	-	-	-	-	-	-
8300 - Environmental/Planning Services	-	-	-	-	-	-	-
8400 - Inspection/Construction Monitoring	-	-	-	-	-	-	-
8500 - Permitting Fees	-	-	-	-	-	-	-
8600 - Construction	-	-	-	-	-	-	-
8700 - Vehicles & Equipment	-	-	-	-	-	-	-
8800 - Structures	-	-	-	-	-	-	-
Grand Total	\$ -	\$ 14,900,000	\$ 75,000	\$ 1,520,000	\$ -	\$ -	\$ 16,495,000

FUNDING SOURCE	Prior Year Actuals	FY23 Estimated Actuals	FY24 Budget	FY25 Projections	FY26 Projections	Estimated Future Years	Total
10 - General Fund Operating	\$ -	\$ -	\$ -	\$ -	\$ -	\$ -	\$ -
20 - Hawthorn Fund	-	-	-	-	-	-	-
30 - Measure AA Capital	-	4,971,718	75,000	1,520,000	-	-	6,566,718
40 - General Fund Capital	-	-	-	-	-	-	-
Grants/Partnerships/Other	-	9,928,282	-	-	-	-	9,928,282
Grand Total	\$ -	\$ 14,900,000	\$ 75,000	\$ 1,520,000	\$ -	\$ -	\$ 16,495,000

Program: Land Acquisition and Preservation
Project #: MAA15-005
Fund: 30 - Measure AA Capital

Operating Budget Impact: Yes
Area of Interest: Choose one if applicable

Upper La Honda Creek Land Conservation (Eberhard)

Project Purpose

Complete land purchase in the headwaters of La Honda Creek for habitat protection and to help close the Bay Area Ridge Trail gap between the La Honda Creek and El Corte de Madera Creek preserves. Purchase was originally budgeted in MAA portfolio 05 but partially moved to MAA portfolio 15 as MAA portfolio 05 does not currently have sufficient funds for the entire purchase.

FY24 Scope

Pursue lot line adjustment approval with San Mateo County to complete the purchase of the Eberhard property as an addition to La Honda Creek Open Space Preserve.

FY25 Scope

Project completed in prior fiscal year(s).

FY26 Scope

Project completed in prior fiscal year(s).

SUMMARY OF ESTIMATED COSTS	Prior Year Actuals	FY23 Estimated Actuals	FY24 Budget	FY25 Projections	FY26 Projections	Estimated Future Years	Total
4000 - Staff Costs	\$ -	\$ -	\$ 1,417	\$ -	\$ -	\$ -	\$ 1,417
5000-7000 - Service & Supplies	-	-	-	-	-	-	-
8100 - Real Estate Services	-	-	2,290,180	-	-	-	2,290,180
8200 - Architect/Engineering Services	-	-	-	-	-	-	-
8300 - Environmental/Planning Services	-	-	-	-	-	-	-
8400 - Inspection/Construction Monitoring	-	-	-	-	-	-	-
8500 - Permitting Fees	-	-	-	-	-	-	-
8600 - Construction	-	-	-	-	-	-	-
8700 - Vehicles & Equipment	-	-	-	-	-	-	-
8800 - Structures	-	-	-	-	-	-	-
Grand Total	\$ -	\$ -	\$ 2,291,597	\$ -	\$ -	\$ -	\$ 2,291,597

FUNDING SOURCE	Prior Year Actuals	FY23 Estimated Actuals	FY24 Budget	FY25 Projections	FY26 Projections	Estimated Future Years	Total
10 - General Fund Operating	\$ -	\$ -	\$ -	\$ -	\$ -	\$ -	\$ -
20 - Hawthorn Fund	-	-	-	-	-	-	-
30 - Measure AA Capital	-	-	2,291,597	-	-	-	2,291,597
40 - General Fund Capital	-	-	-	-	-	-	-
Grants/Partnerships/Other	-	-	-	-	-	-	-
Grand Total	\$ -	\$ -	\$ 2,291,597	\$ -	\$ -	\$ -	\$ 2,291,597

Program: Land Acquisition and Preservation
Project #: VP06-002
Fund: 40 - General Fund Capital

Operating Budget Impact: Yes
Area of Interest: Choose one if applicable

El Mirador Land Conservation

Project Purpose

In partnership with POST, pursue an opportunity for a lot-line adjustment and associated purchase of 200 acres of mature second growth redwoods as an addition to Windy Hill Open Space Preserve.

FY24 Scope

In partnership with POST, develop conservation options to work with private property owners to protect 150-year old second-growth redwood forest.

FY25 Scope

Pursue opportunity for a land division and purchase of El Mirador property with POST and, if approved by the Board, and complete the purchase as an addition to Windy Hill Preserve.

FY26 Scope

Project completed in prior fiscal year(s).

SUMMARY OF ESTIMATED COSTS	Prior Year Actuals	FY23 Estimated Actuals	FY24 Budget	FY25 Projections	FY26 Projections	Estimated Future Years	Total
4000 - Staff Costs	\$ -	\$ -	\$ -	\$ -	\$ -	\$ -	\$ -
5000-7000 - Service & Supplies	-	-	-	-	-	-	-
8100 - Real Estate Services	-	-	15,000	65,000	-	-	80,000
8200 - Architect/Engineering Services	-	-	-	-	-	-	-
8300 - Environmental/Planning Services	-	-	-	-	-	-	-
8400 - Inspection/Construction Monitoring	-	-	-	-	-	-	-
8500 - Permitting Fees	-	-	-	-	-	-	-
8600 - Construction	-	-	-	-	-	-	-
8700 - Vehicles & Equipment	-	-	-	-	-	-	-
8800 - Structures	-	-	-	-	-	-	-
Grand Total	\$ -	\$ -	\$ 15,000	\$ 65,000	\$ -	\$ -	\$ 80,000

FUNDING SOURCE	Prior Year Actuals	FY23 Estimated Actuals	FY24 Budget	FY25 Projections	FY26 Projections	Estimated Future Years	Total
10 - General Fund Operating	\$ -	\$ -	\$ -	\$ -	\$ -	\$ -	\$ -
20 - Hawthorn Fund	-	-	-	-	-	-	-
30 - Measure AA Capital	-	-	-	-	-	-	-
40 - General Fund Capital	-	-	15,000	65,000	-	-	80,000
Grants/Partnerships/Other	-	-	-	-	-	-	-
Grand Total	\$ -	\$ -	\$ 15,000	\$ 65,000	\$ -	\$ -	\$ 80,000

Program: Land Acquisition and Preservation
Project #: VP08-002
Fund: 40 - General Fund Capital

Operating Budget Impact: Yes
Area of Interest: Choose one if applicable

Upper Alpine Creek Land Conservation

Project Purpose

Purchase property in the Upper Alpine Creek Area, including a 273-acre property located adjacent to Russian Ridge Open Space Preserve.

FY24 Scope

Project not yet started.

FY25 Scope

Continue to pursue land opportunities.

FY26 Scope

Continue to pursue land opportunities.

SUMMARY OF ESTIMATED COSTS	Prior Year Actuals	FY23 Estimated Actuals	FY24 Budget	FY25 Projections	FY26 Projections	Estimated Future Years	Total
4000 - Staff Costs	\$ -	\$ -	\$ -	\$ -	\$ -	\$ -	\$ -
5000-7000 - Service & Supplies	-	-	-	-	-	-	-
8100 - Real Estate Services	15,000	-	-	12,000	12,000	-	39,000
8200 - Architect/Engineering Services	-	-	-	-	-	-	-
8300 - Environmental/Planning Services	-	-	-	-	-	-	-
8400 - Inspection/Construction Monitoring	-	-	-	-	-	-	-
8500 - Permitting Fees	-	-	-	-	-	-	-
8600 - Construction	-	-	-	-	-	-	-
8700 - Vehicles & Equipment	-	-	-	-	-	-	-
8800 - Structures	-	-	-	-	-	-	-
Grand Total	\$ 15,000	\$ -	\$ -	\$ 12,000	\$ 12,000	\$ -	\$ 39,000

FUNDING SOURCE	Prior Year Actuals	FY23 Estimated Actuals	FY24 Budget	FY25 Projections	FY26 Projections	Estimated Future Years	Total
10 - General Fund Operating	\$ -	\$ -	\$ -	\$ -	\$ -	\$ -	\$ -
20 - Hawthorn Fund	-	-	-	-	-	-	-
30 - Measure AA Capital	-	-	-	-	-	-	-
40 - General Fund Capital	15,000	-	-	12,000	12,000	-	39,000
Grants/Partnerships/Other	-	-	-	-	-	-	-
Grand Total	\$ 15,000	\$ -	\$ -	\$ 12,000	\$ 12,000	\$ -	\$ 39,000

Program: Land Acquisition and Preservation
Project #: VP10-003
Fund: 40 - General Fund Capital

Operating Budget Impact: Yes
Area of Interest: Choose one if applicable

Transfer of Upper Alpine Road from San Mateo County

Project Purpose

Upon completion of the Upper Alpine (Road) Trail project, complete county transfer to Midpen of the Alpine (Road) Trail. Prepare quitclaim deed for transfer of the right of way and present to the Board for approval and acceptance.

FY24 Scope

Project not yet started.

FY25 Scope

Complete quitclaim deed transfer of the Upper Alpine (RoadT) rail right-of-way for public trail use from San Mateo County.

FY26 Scope

Project completed in prior fiscal year(s).

SUMMARY OF ESTIMATED COSTS	Prior Year Actuals	FY23 Estimated Actuals	FY24 Budget	FY25 Projections	FY26 Projections	Estimated Future Years	Total
4000 - Staff Costs	\$ -	\$ -	\$ -	\$ -	\$ -	\$ -	\$ -
5000-7000 - Service & Supplies	-	-	-	-	-	-	-
8100 - Real Estate Services	-	-	-	13,000	-	-	13,000
8200 - Architect/Engineering Services	-	-	-	-	-	-	-
8300 - Environmental/Planning Services	-	-	-	-	-	-	-
8400 - Inspection/Construction Monitoring	-	-	-	-	-	-	-
8500 - Permitting Fees	-	-	-	-	-	-	-
8600 - Construction	-	-	-	-	-	-	-
8700 - Vehicles & Equipment	-	-	-	-	-	-	-
8800 - Structures	-	-	-	-	-	-	-
Grand Total	\$ -	\$ -	\$ -	\$ 13,000	\$ -	\$ -	\$ 13,000

FUNDING SOURCE	Prior Year Actuals	FY23 Estimated Actuals	FY24 Budget	FY25 Projections	FY26 Projections	Estimated Future Years	Total
10 - General Fund Operating	\$ -	\$ -	\$ -	\$ -	\$ -	\$ -	\$ -
20 - Hawthorn Fund	-	-	-	-	-	-	-
30 - Measure AA Capital	-	-	-	-	-	-	-
40 - General Fund Capital	-	-	-	13,000	-	-	13,000
Grants/Partnerships/Other	-	-	-	-	-	-	-
Grand Total	\$ -	\$ -	\$ -	\$ 13,000	\$ -	\$ -	\$ 13,000

Program: Land Acquisition and Preservation
Project #: VP15-001
Fund: 40 - General Fund Capital

Operating Budget Impact: Yes
Area of Interest: Choose one if applicable

Redwood Forest Land Opportunity

Project Purpose

Pursue land purchase opportunities to grow Midpen’s contiguous greenbelt in redwood forests.

FY24 Scope

Deferred to FY26.

FY25 Scope

Deferred to FY26.

FY26 Scope

Pursue opportunities to purchase redwood forest lands in the Oil Creek watershed.

SUMMARY OF ESTIMATED COSTS	Prior Year Actuals	FY23 Estimated Actuals	FY24 Budget	FY25 Projections	FY26 Projections	Estimated Future Years	Total
4000 - Staff Costs	\$ -	\$ -	\$ -	\$ -	\$ -	\$ -	\$ -
5000-7000 - Service & Supplies	-	-	-	-	-	-	-
8100 - Real Estate Services	-	-	-	-	5,000	-	5,000
8200 - Architect/Engineering Services	-	-	-	-	-	-	-
8300 - Environmental/Planning Services	-	-	-	-	-	-	-
8400 - Inspection/Construction Monitoring	-	-	-	-	-	-	-
8500 - Permitting Fees	-	-	-	-	-	-	-
8600 - Construction	-	-	-	-	-	-	-
8700 - Vehicles & Equipment	-	-	-	-	-	-	-
8800 - Structures	-	-	-	-	-	-	-
Grand Total	\$ -	\$ -	\$ -	\$ -	\$ 5,000	\$ -	\$ 5,000

FUNDING SOURCE	Prior Year Actuals	FY23 Estimated Actuals	FY24 Budget	FY25 Projections	FY26 Projections	Estimated Future Years	Total
10 - General Fund Operating	\$ -	\$ -	\$ -	\$ -	\$ -	\$ -	\$ -
20 - Hawthorn Fund	-	-	-	-	-	-	-
30 - Measure AA Capital	-	-	-	-	-	-	-
40 - General Fund Capital	-	-	-	-	5,000	-	5,000
Grants/Partnerships/Other	-	-	-	-	-	-	-
Grand Total	\$ -	\$ -	\$ -	\$ -	\$ 5,000	\$ -	\$ 5,000

Program: Land Acquisition and Preservation
Project #: VP15-005
Fund: 40 - General Fund Capital

Operating Budget Impact: Yes
Area of Interest: Choose one if applicable

Upper Oil Creek Redwood Land Conservation

Project Purpose

Pursue land purchase opportunities to grow Midpen’s contiguous greenbelt in redwood forests. Purchase forested land in the upper Pescadero watershed to protect redwoods and fish habitat as an addition to Long Ridge Open Space Preserve.

FY24 Scope

Project not yet started.

FY25 Scope

Project not yet started.

FY26 Scope

Complete the purchase of redwood forest land in the upper Oil Creek watershed.

SUMMARY OF ESTIMATED COSTS	Prior Year Actuals	FY23 Estimated Actuals	FY24 Budget	FY25 Projections	FY26 Projections	Estimated Future Years	Total
4000 - Staff Costs	\$ -	\$ -	\$ -	\$ -	\$ -	\$ -	\$ -
5000-7000 - Service & Supplies	-	-	-	-	-	-	-
8100 - Real Estate Services	-	-	-	-	30,000	-	30,000
8200 - Architect/Engineering Services	-	-	-	-	-	-	-
8300 - Environmental/Planning Services	-	-	-	-	-	-	-
8400 - Inspection/Construction Monitoring	-	-	-	-	-	-	-
8500 - Permitting Fees	-	-	-	-	-	-	-
8600 - Construction	-	-	-	-	-	-	-
8700 - Vehicles & Equipment	-	-	-	-	-	-	-
8800 - Structures	-	-	-	-	-	-	-
Grand Total	\$ -	\$ -	\$ -	\$ -	\$ 30,000	\$ -	\$ 30,000

FUNDING SOURCE	Prior Year Actuals	FY23 Estimated Actuals	FY24 Budget	FY25 Projections	FY26 Projections	Estimated Future Years	Total
10 - General Fund Operating	\$ -	\$ -	\$ -	\$ -	\$ -	\$ -	\$ -
20 - Hawthorn Fund	-	-	-	-	-	-	-
30 - Measure AA Capital	-	-	-	-	-	-	-
40 - General Fund Capital	-	-	-	-	30,000	-	30,000
Grants/Partnerships/Other	-	-	-	-	-	-	-
Grand Total	\$ -	\$ -	\$ -	\$ -	\$ 30,000	\$ -	\$ 30,000

Program: Land Acquisition and Preservation
Project #: VP20-XXX
Fund: 40 - General Fund Capital

Operating Budget Impact: Yes
Area of Interest: Choose one if applicable

Quint Trail Easement

Project Purpose

Secure a trail easement to close a gap in the Bay Area Ridge Trail.

FY24 Scope

Secure a trail easement through private property.

FY25 Scope

Project completed in prior fiscal year(s).

FY26 Scope

Project completed in prior fiscal year(s).

SUMMARY OF ESTIMATED COSTS	Prior Year Actuals	FY23 Estimated Actuals	FY24 Budget	FY25 Projections	FY26 Projections	Estimated Future Years	Total
4000 - Staff Costs	\$ -	\$ -	\$ -	\$ -	\$ -	\$ -	\$ -
5000-7000 - Service & Supplies	-	-	-	-	-	-	-
8100 - Real Estate Services	-	-	23,000	-	-	-	23,000
8200 - Architect/Engineering Services	-	-	-	-	-	-	-
8300 - Environmental/Planning Services	-	-	-	-	-	-	-
8400 - Inspection/Construction Monitoring	-	-	-	-	-	-	-
8500 - Permitting Fees	-	-	-	-	-	-	-
8600 - Construction	-	-	-	-	-	-	-
8700 - Vehicles & Equipment	-	-	-	-	-	-	-
8800 - Structures	-	-	-	-	-	-	-
Grand Total	\$ -	\$ -	\$ 23,000	\$ -	\$ -	\$ -	\$ 23,000

FUNDING SOURCE	Prior Year Actuals	FY23 Estimated Actuals	FY24 Budget	FY25 Projections	FY26 Projections	Estimated Future Years	Total
10 - General Fund Operating	\$ -	\$ -	\$ -	\$ -	\$ -	\$ -	\$ -
20 - Hawthorn Fund	-	-	-	-	-	-	-
30 - Measure AA Capital	-	-	-	-	-	-	-
40 - General Fund Capital	-	-	23,000	-	-	-	23,000
Grants/Partnerships/Other	-	-	-	-	-	-	-
Grand Total	\$ -	\$ -	\$ 23,000	\$ -	\$ -	\$ -	\$ 23,000

Program: Land Acquisition and Preservation
Project #: VP23-004
Fund: 40 - General Fund Capital

Operating Budget Impact: Yes
Area of Interest: Choose one if applicable

Mt. Umunhum Land Conservation

Project Purpose

Pursue land purchase opportunities as an addition to Sierra Azul Preserve, including property near Mount Umunhum and Mount Thayer.

FY24 Scope

Deferred to FY25.

FY25 Scope

Purchase land from willing sellers as opportunities present themselves.

FY26 Scope

Purchase land from willing sellers as opportunities present themselves.

SUMMARY OF ESTIMATED COSTS	Prior Year Actuals	FY23 Estimated Actuals	FY24 Budget	FY25 Projections	FY26 Projections	Estimated Future Years	Total
4000 - Staff Costs	\$ -	\$ -	\$ -	\$ -	\$ -	\$ -	\$ -
5000-7000 - Service & Supplies	-	-	-	-	-	-	-
8100 - Real Estate Services	-	-	-	23,000	23,000	-	46,000
8200 - Architect/Engineering Services	-	-	-	-	-	-	-
8300 - Environmental/Planning Services	-	-	-	-	-	-	-
8400 - Inspection/Construction Monitoring	-	-	-	-	-	-	-
8500 - Permitting Fees	-	-	-	-	-	-	-
8600 - Construction	-	-	-	-	-	-	-
8700 - Vehicles & Equipment	-	-	-	-	-	-	-
8800 - Structures	-	-	-	-	-	-	-
Grand Total	\$ -	\$ -	\$ -	\$ 23,000	\$ 23,000	\$ -	\$ 46,000

FUNDING SOURCE	Prior Year Actuals	FY23 Estimated Actuals	FY24 Budget	FY25 Projections	FY26 Projections	Estimated Future Years	Total
10 - General Fund Operating	\$ -	\$ -	\$ -	\$ -	\$ -	\$ -	\$ -
20 - Hawthorn Fund	-	-	-	-	-	-	-
30 - Measure AA Capital	-	-	-	-	-	-	-
40 - General Fund Capital	-	-	-	23,000	23,000	-	46,000
Grants/Partnerships/Other	-	-	-	-	-	-	-
Grand Total	\$ -	\$ -	\$ -	\$ 23,000	\$ 23,000	\$ -	\$ 46,000

Program: Land Acquisition and Preservation
Project #: VP24-002
Fund: 40 - General Fund Capital

Operating Budget Impact: No
Area of Interest: Choose one if applicable

Valley Water Exchange Agreement at Rancho de Guadalupe Area of Sierra Azul Preserve

Project Purpose

Enter into an exchange agreement with Valley Water for license to use land at the intersection of Pheasant and Hicks roads as a staging area for the Guadalupe Dam repairs in exchange for Valley Water's construction of a parking area to support public access to the Rancho de Guadalupe area of Sierra Azul Open Space Preserve.

FY24 Scope

Execute an agreement with Valley Water allowing use of Midpen site for construction staging in exchange for building a parking area for public use. Continue working with Native American stakeholders to ensure protection of nearby cultural site.

FY25 Scope

Monitor Valley Water's use of the site for construction staging.

FY26 Scope

Monitor Valley Water's use of the site for construction staging.

SUMMARY OF ESTIMATED COSTS	Prior Year Actuals	FY23 Estimated Actuals	FY24 Budget	FY25 Projections	FY26 Projections	Estimated Future Years	Total
4000 - Staff Costs	\$ -	\$ -	\$ -	\$ -	\$ -	\$ -	\$ -
5000-7000 - Service & Supplies	-	-	-	-	-	-	-
8100 - Real Estate Services	-	-	5,000	5,000	5,000	-	15,000
8200 - Architect/Engineering Services	-	-	-	-	-	-	-
8300 - Environmental/Planning Services	-	-	-	-	-	-	-
8400 - Inspection/Construction Monitoring	-	-	-	-	-	-	-
8500 - Permitting Fees	-	-	-	-	-	-	-
8600 - Construction	-	-	-	-	-	-	-
8700 - Vehicles & Equipment	-	-	-	-	-	-	-
8800 - Structures	-	-	-	-	-	-	-
Grand Total	\$ -	\$ -	\$ 5,000	\$ 5,000	\$ 5,000	\$ -	\$ 15,000

FUNDING SOURCE	Prior Year Actuals	FY23 Estimated Actuals	FY24 Budget	FY25 Projections	FY26 Projections	Estimated Future Years	Total
10 - General Fund Operating	\$ -	\$ -	\$ -	\$ -	\$ -	\$ -	\$ -
20 - Hawthorn Fund	-	-	-	-	-	-	-
30 - Measure AA Capital	-	-	-	-	-	-	-
40 - General Fund Capital	-	-	5,000	5,000	5,000	-	15,000
Grants/Partnerships/Other	-	-	-	-	-	-	-
Grand Total	\$ -	\$ -	\$ 5,000	\$ 5,000	\$ 5,000	\$ -	\$ 15,000

Program: Land Acquisition and Preservation
Project #: VP25-001
Fund: 40 - General Fund Capital

Operating Budget Impact: Yes
Area of Interest: Choose one if applicable

Sierra Azul Loma Prieta Land Conservation

Project Purpose

Pursue land purchase opportunities to grow Midpen's contiguous greenbelt in the Loma Prieta area of Sierra Azul Open Space Preserve.

FY24 Scope

Continue to pursue land opportunities.

FY25 Scope

Continue to pursue land opportunities.

FY26 Scope

Continue to pursue land opportunities.

SUMMARY OF ESTIMATED COSTS	Prior Year Actuals	FY23 Estimated Actuals	FY24 Budget	FY25 Projections	FY26 Projections	Estimated Future Years	Total
4000 - Staff Costs	\$ -	\$ -	\$ -	\$ -	\$ -	\$ -	\$ -
5000-7000 - Service & Supplies	-	-	-	-	-	-	-
8100 - Real Estate Services	-	22,000	22,000	22,000	22,000	-	88,000
8200 - Architect/Engineering Services	-	-	-	-	-	-	-
8300 - Environmental/Planning Services	-	-	-	-	-	-	-
8400 - Inspection/Construction Monitoring	-	-	-	-	-	-	-
8500 - Permitting Fees	-	-	-	-	-	-	-
8600 - Construction	-	-	-	-	-	-	-
8700 - Vehicles & Equipment	-	-	-	-	-	-	-
8800 - Structures	-	-	-	-	-	-	-
Grand Total	\$ -	\$ 22,000	\$ 22,000	\$ 22,000	\$ 22,000	\$ -	\$ 88,000

FUNDING SOURCE	Prior Year Actuals	FY23 Estimated Actuals	FY24 Budget	FY25 Projections	FY26 Projections	Estimated Future Years	Total
10 - General Fund Operating	\$ -	\$ -	\$ -	\$ -	\$ -	\$ -	\$ -
20 - Hawthorn Fund	-	-	-	-	-	-	-
30 - Measure AA Capital	-	-	-	-	-	-	-
40 - General Fund Capital	-	22,000	22,000	22,000	22,000	-	88,000
Grants/Partnerships/Other	-	-	-	-	-	-	-
Grand Total	\$ -	\$ 22,000	\$ 22,000	\$ 22,000	\$ 22,000	\$ -	\$ 88,000

Program: Land Acquisition and Preservation
Project #: VP39-001
Fund: 40 - General Fund Capital

Operating Budget Impact: No
Area of Interest: Agriculture

Lower San Gregorio Creek Land Conservation

Project Purpose

Protect watershed land and farmland in the Lower San Gregorio Creek watershed.

FY24 Scope

Complete exchange of water rights including protection and enhancement of riparian corridor, and transfer of domestic water rights to support farming operation. Hire consultant to begin monitoring the riparian easement.

FY25 Scope

Hire consultant to complete floodplain modeling and restoration design, and begin permitting. Continue easement monitoring.

FY26 Scope

Continue permitting and easement monitoring.

SUMMARY OF ESTIMATED COSTS	Prior Year Actuals	FY23 Estimated Actuals	FY24 Budget	FY25 Projections	FY26 Projections	Estimated Future Years	Total
4000 - Staff Costs	\$ -	\$ -	\$ -	\$ -	\$ -	\$ -	\$ -
5000-7000 - Service & Supplies	-	-	-	-	-	-	-
8100 - Real Estate Services	24,215	2,500	30,000	-	-	-	56,715
8200 - Architect/Engineering Services	-	-	-	50,000	50,000	-	100,000
8300 - Environmental/Planning Services	-	-	20,000	35,000	25,000	10,000	90,000
8400 - Inspection/Construction Monitoring	-	-	-	-	-	-	-
8500 - Permitting Fees	-	-	-	-	-	-	-
8600 - Construction	-	-	-	-	-	200,000	200,000
8700 - Vehicles & Equipment	-	-	-	-	-	-	-
8800 - Structures	-	-	-	-	-	-	-
Grand Total	\$ 24,215	\$ 2,500	\$ 50,000	\$ 85,000	\$ 75,000	\$ 210,000	\$ 446,715

FUNDING SOURCE	Prior Year Actuals	FY23 Estimated Actuals	FY24 Budget	FY25 Projections	FY26 Projections	Estimated Future Years	Total
10 - General Fund Operating	\$ -	\$ -	\$ -	\$ -	\$ -	\$ -	\$ -
20 - Hawthorn Fund	-	-	-	-	-	-	-
30 - Measure AA Capital	-	-	-	-	-	-	-
40 - General Fund Capital	24,215	2,500	50,000	85,000	75,000	210,000	446,715
Grants/Partnerships/Other	-	-	-	-	-	-	-
Grand Total	\$ 24,215	\$ 2,500	\$ 50,000	\$ 85,000	\$ 75,000	\$ 210,000	\$ 446,715

Program: Land Acquisition and Preservation
Project #: None
Fund: 40 - General Fund Capital

Operating Budget Impact: Yes
Area of Interest: Choose one if applicable

Districtwide Purchase Options and Low-Value Land Fund

Project Purpose

Budget allocations for purchase option funds to enter into purchase and sale agreements for other open space lands with property owners. These funds are also used for low-value land purchases under the General Manager's purchasing authority, such as small parcels, public trail easements or patrol and maintenance access easements.

FY24 Scope

As low-value purchase opportunities become available move to complete land purchases under the General Manager's authority.

FY25 Scope

As low-value purchase opportunities become available move to complete land purchases under the General Manager's authority.

FY26 Scope

As low-value purchase opportunities become available move to complete land purchases under the General Manager's authority.

SUMMARY OF ESTIMATED COSTS	Prior Year Actuals	FY23 Estimated Actuals	FY24 Budget	FY25 Projections	FY26 Projections	Estimated Future Years	Total
4000 - Staff Costs	\$ -	\$ -	\$ -	\$ -	\$ -	\$ -	\$ -
5000-7000 - Service & Supplies	-	-	-	-	-	-	-
8100 - Real Estate Services	-	20,000	150,000	150,000	150,000	-	470,000
8200 - Architect/Engineering Services	-	-	-	-	-	-	-
8300 - Environmental/Planning Services	-	-	-	-	-	-	-
8400 - Inspection/Construction Monitoring	-	-	-	-	-	-	-
8500 - Permitting Fees	-	-	-	-	-	-	-
8600 - Construction	-	-	-	-	-	-	-
8700 - Vehicles & Equipment	-	-	-	-	-	-	-
8800 - Structures	-	-	-	-	-	-	-
Grand Total	\$ -	\$ 20,000	\$ 150,000	\$ 150,000	\$ 150,000	\$ -	\$ 470,000

FUNDING SOURCE	Prior Year Actuals	FY23 Estimated Actuals	FY24 Budget	FY25 Projections	FY26 Projections	Estimated Future Years	Total
10 - General Fund Operating	\$ -	\$ -	\$ -	\$ -	\$ -	\$ -	\$ -
20 - Hawthorn Fund	-	-	-	-	-	-	-
30 - Measure AA Capital	-	-	-	-	-	-	-
40 - General Fund Capital	-	20,000	150,000	150,000	150,000	-	470,000
Grants/Partnerships/Other	-	-	-	-	-	-	-
Grand Total	\$ -	\$ 20,000	\$ 150,000	\$ 150,000	\$ 150,000	\$ -	\$ 470,000



Natural Resource Protection and Restoration



	New in FY24	Continuing in FY24	Total for FY24
Number of Projects	7	34	41
Total CIAP Budget	\$875,500	\$6,843,734	\$7,719,234
*Fund 10	4	18	22
Fund 30	1	10	11
Fund 40	2	6	8

*Excludes supporting projects

Project #	Project Name	Fiscal Year	FY23	FY24	FY25	3-Year Total	Page
35012	Driscoll Ranch New Agricultural Well	FY24/FY25 /FY26	\$72,000	\$32,500	\$15,500	\$120,000	31
35016	Toto Ranch New Agricultural Well(s)	FY24/FY25	20,000	55,500	0	75,500	32
61017	Fuel Reduction Implementation	FY24/FY25 /FY26	965,000	965,000	965,000	2,895,000	33
61023	Los Gatos Creek Watershed - Wildland Fire Resiliency	FY24/FY25	1,110,880	929,800	0	2,040,680	34
61024	Lobitos Creek Fencing	FY24	326,000	0	0	326,000	35
61030	Toto Ranch Agricultural Plan	FY24/FY25	51,000	75,000	0	126,000	36
61031	Wildland Fire Capacity	FY24/FY25 /FY26	517,600	517,600	517,600	1,552,800	37

80034-44	Programmatic State and Federal Environmental Permitting	FY24/FY25	50,000	0	0	50,000	38
*80054	Badger/Burrowing Owl Habitat Assessment	FY24/FY25 /FY26	50,000	144,000	0	194,000	39
80058	Districtwide Aquatic Habitat Assessment and eDNA Collection	FY24/FY25 /FY26	68,441	75,000	75,000	218,441	40
80059	Groundwater Well Decommissioning	FY25/FY26	0	141,000	141,000	282,000	41
80065	IPM Implementation of Valley Water Grant	FY24/FY25 /FY26	220,000	200,000	200,000	620,000	42
80069	Mountain Lion Conservation Research	FY24/FY25 /FY26	101,400	101,400	45,252	248,052	43
*80070	Carbon Storage Study - Pilot Project, San Gregorio Watershed	FY24/FY25	30,000	20,000	0	50,000	44
*80072	Irish Ridge Restoration	FY24/FY25 /FY26	45,000	385,000	405,000	835,000	45
80073	Oversight of Lehigh Quarry Activities	FY24/FY25 /FY26	75,000	18,000	18,000	111,000	46
80074	Science Advisory Panel	FY24/FY25	10,000	50,000	0	60,000	47
80076	CEQA Review for IPM Program	FY24/FY25	20,000	101,000	0	121,000	48
80079	Miramontes Ridge Reforestation	FY25/FY26	0	100,000	15,000	115,000	49
80081	Pescadero Watershed Sediment Reduction Implementation	FY24/FY25 /FY26	175,000	85,000	70,000	330,000	50
80082	San Gregorio Water Quality Improvement Plan	FY24/FY25 /FY26	62,000	240,000	160,000	462,000	51
80083	Santa Cruz Kangaroo Rat Habitat and Population Management Project	FY24/FY25 /FY26	136,932	95,000	520,500	752,432	52
80084	Remediation of Planting Sites	FY24/FY25 /FY26	50,000	50,000	50,000	150,000	53
MAA01-006	Madonna Creek Habitat Enhancement, Water Supply and Bridge Replacement	FY24/FY25 /FY26	96,915	204,451	207,695	509,061	54
*MAA02-004	Stevens Creek Shoreline Nature Area Restoration	FY24/FY25 /FY26	60,000	418,167	178,310	656,477	55
*MAA03-002	Purisima Upland Site Cleanup and Soil Remediation	FY24/FY25 /FY26	143,691	520,000	25,000	688,691	56
MAA03-007	Purisima-to-the-Sea Habitat Enhancement and Water Supply Improvement Plan	FY24/FY25 /FY26	205,000	70,000	175,000	450,000	57
MAA03-011	Lobitos Creek Fisheries Restoration	FY26	0	0	155,000	155,000	58
**MAA05-010	Restoration Forestry Demonstration Project	FY24/FY25 /FY26	279,082	40,000	540,000	859,082	59
MAA05-011	Lone Madrone Ranch Fence Installation	FY24	131,250	0	0	131,250	60
MAA05-014	Lone Madrone Corrals	FY25/FY26	0	7,000	50,000	57,000	61
MAA07-008	Lower Turtle Pond Repair	FY24/FY25	205,915	116,858	0	322,773	62
MAA13-001	Cloverdale - Operational Road System Review and Repairs	FY25/FY26	0	70,000	138,911	208,911	63
MAA13-XXX	Cloverdale Reservoir Monitoring Improvements	FY24/FY25 /FY26	87,500	87,500	120,000	295,000	64
MAA20-001	Wildlife Corridor: Highway 17 Crossing	FY24/FY25 /FY26	920,554	1,500,785	750,000	3,171,339	65
MAA21-007	Bear Creek Redwoods Preserve Plan: Invasive Weed Treatment and Restoration	FY24/FY25 /FY26	110,501	100,000	100,000	310,501	66
MAA21-010	Bear Creek Redwoods Landfill Characterization and Remediation	FY24	219,573	0	0	219,573	67

VP22-002	Alma Bridge Road Wildlife Passage	FY24/FY25 /FY26	500,000	250,000	1,250,000	2,000,000	68
XXXXX	Long Ridge Forest Health Treatment	FY24/FY25 /FY26	50,000	5,000	5,000	60,000	69
***XXXXX	Miramontes Ridge - Johnston Ranch Ponds	FY24	25,000	0	0	25,000	70
***XXXXX	Miramontes Ridge - Madonna Creek Dam Repair	FY24/FY25	200,000	200,000	0	400,000	71
***XXXXX	Miramontes Ridge - Madonna Creek Stables	FY24/FY25 /FY26	10,000	10,000	10,000	30,000	72
*XXXXX	Prescribed Fire Plan Implementation	FY24/FY25 /FY26	37,500	75,000	75,000	187,500	73
***XXXXX	Purisima Creek Redwoods - Purisima Ponds	FY24/FY25 /FY26	100,000	100,000	100,000	300,000	74
XXXXX	Restoration Prioritization and Implementation of Mitigation Policy	FY24/FY25 /FY26	50,000	100,000	100,000	250,000	75
XXXXX	San Gregorio Creek Fish Habitat Enhancement	FY24/FY25 /FY26	130,500	148,000	5,000	283,500	76
Total			\$7,719,234	\$8,403,561	\$7,182,768	\$23,305,563	

* Project scope of work, budget, and staff capacity is subject to change following additional assessment from FEMA to address storm damage projects.

**Potential impacts to accommodate storm damage projects.

***Storm damage project.

Supporting Projects

Project Name	Project Purpose	Lead Department	Fiscal Year
Conservation Management Unit Designation	Evaluate Midpen lands to determine need and location for additional Conservation Management Units (CMU) to protect sensitive habitats.	Natural Resources	FY24/FY25

Program: Natural Resource Protection and Restoration
Project #: 35012
Fund: 40 - General Fund Capital

Operating Budget Impact: No
Area of Interest: Agriculture

Driscoll Ranch New Agricultural Well

Project Purpose

Provide a well as a new source of water for agricultural use at Driscoll Ranch to replace existing creek diversion and tie the new well into existing water distribution lines and tanks.

FY24 Scope

Secure permits and prepare bid package.

FY25 Scope

Bid, award contract and start construction.

FY26 Scope

Complete construction.

SUMMARY OF ESTIMATED COSTS	Prior Year Actuals	FY23 Estimated Actuals	FY24 Budget	FY25 Projections	FY26 Projections	Estimated Future Years	Total
4000 - Staff Costs	\$ -	\$ -	\$ -	\$ -	\$ -	\$ -	\$ -
5000-7000 - Service & Supplies	-	-	-	-	-	-	-
8100 - Real Estate Services	-	-	-	-	-	-	-
8200 - Architect/Engineering Services	-	15,000	10,000	5,000	3,000	-	33,000
8300 - Environmental/Planning Services	-	15,000	15,500	8,000	4,000	-	42,500
8400 - Inspection/Construction Monitoring	-	-	-	-	-	-	-
8500 - Permitting Fees	-	5,000	8,000	3,000	3,000	-	19,000
8600 - Construction	-	-	38,500	16,500	5,500	-	60,500
8700 - Vehicles & Equipment	-	-	-	-	-	-	-
8800 - Structures	-	-	-	-	-	-	-
Grand Total	\$ -	\$ 35,000	\$ 72,000	\$ 32,500	\$ 15,500	\$ -	\$ 155,000

FUNDING SOURCE	Prior Year Actuals	FY23 Estimated Actuals	FY24 Budget	FY25 Projections	FY26 Projections	Estimated Future Years	Total
10 - General Fund Operating	\$ -	\$ -	\$ -	\$ -	\$ -	\$ -	\$ -
20 - Hawthorn Fund	-	-	-	-	-	-	-
30 - Measure AA Capital	-	-	-	-	-	-	-
40 - General Fund Capital	-	35,000	72,000	32,500	15,500	-	155,000
Grants/Partnerships/Other	-	-	-	-	-	-	-
Grand Total	\$ -	\$ 35,000	\$ 72,000	\$ 32,500	\$ 15,500	\$ -	\$ 155,000

Program: Natural Resource Protection and Restoration
Project #: 35016
Fund: 40 - General Fund Capital

Operating Budget Impact: No
Area of Interest: Agriculture

Toto Ranch New Agricultural Well(s)

Project Purpose

Drill and install a new agricultural water well in Toto Ranch to replace two existing shallow wells that do not produce sufficient water.

FY24 Scope

Conduct well assessment. If a deeper well is feasible, complete CEQA review, secure permits and prepare bid package.

FY25 Scope

Solicit bids, award contract and start construction.

FY26 Scope

Project completed in prior fiscal year(s).

SUMMARY OF ESTIMATED COSTS	Prior Year Actuals	FY23 Estimated Actuals	FY24 Budget	FY25 Projections	FY26 Projections	Estimated Future Years	Total
4000 - Staff Costs	\$ -	\$ -	\$ -	\$ -	\$ -	\$ -	\$ -
5000-7000 - Service & Supplies	-	-	-	-	-	-	-
8100 - Real Estate Services	-	-	-	-	-	-	-
8200 - Architect/Engineering Services	-	10,000	15,000	5,000	-	-	30,000
8300 - Environmental/Planning Services	-	15,000	-	5,000	-	-	20,000
8400 - Inspection/Construction Monitoring	-	-	-	-	-	-	-
8500 - Permitting Fees	-	5,000	5,000	7,000	-	-	17,000
8600 - Construction	-	-	-	38,500	-	-	38,500
8700 - Vehicles & Equipment	-	-	-	-	-	-	-
8800 - Structures	-	-	-	-	-	-	-
Grand Total	\$ -	\$ 30,000	\$ 20,000	\$ 55,500	\$ -	\$ -	\$ 105,500

FUNDING SOURCE	Prior Year Actuals	FY23 Estimated Actuals	FY24 Budget	FY25 Projections	FY26 Projections	Estimated Future Years	Total
10 - General Fund Operating	\$ -	\$ -	\$ -	\$ -	\$ -	\$ -	\$ -
20 - Hawthorn Fund	-	-	-	-	-	-	-
30 - Measure AA Capital	-	-	-	-	-	-	-
40 - General Fund Capital	-	30,000	20,000	55,500	-	-	105,500
Grants/Partnerships/Other	-	-	-	-	-	-	-
Grand Total	\$ -	\$ 30,000	\$ 20,000	\$ 55,500	\$ -	\$ -	\$ 105,500

Program: Natural Resource Protection and Restoration
Project #: 61017
Fund: 10 - General Fund Operating

Operating Budget Impact: Yes
Area of Interest: Fire Prevention

Fuel Reduction Implementation

Project Purpose

Improve wildfire resiliency and protection of Midpen preserves. Implement fuel reduction work outlined in the Wildland Fire Resiliency Program - Vegetation Management Plan to reduce fuels that contribute to wildfire risks.

FY24 Scope

Continue fuel reduction work outlined in the Vegetation Management Plan to reduce fuels that contribute to wildfire risks. May need to split into additional projects.

FY25 Scope

Continue fuel reduction work outlined in the Vegetation Management Plan to reduce fuels that contribute to wildfire risks. May need to split into additional projects.

FY26 Scope

Continue fuel reduction work outlined in the Vegetation Management Plan to reduce fuels that contribute to wildfire risks. May need to split into additional projects.

SUMMARY OF ESTIMATED COSTS	Prior Year Actuals	FY23 Estimated Actuals	FY24 Budget	FY25 Projections	FY26 Projections	Estimated Future Years	Total
4000 - Staff Costs	\$ -	\$ -	\$ -	\$ -	\$ -	\$ -	\$ -
5000-7000 - Service & Supplies	211,644	415,000	965,000	965,000	965,000	-	3,521,644
8100 - Real Estate Services	-	-	-	-	-	-	-
8200 - Architect/Engineering Services	-	-	-	-	-	-	-
8300 - Environmental/Planning Services	-	-	-	-	-	-	-
8400 - Inspection/Construction Monitoring	-	-	-	-	-	-	-
8500 - Permitting Fees	-	-	-	-	-	-	-
8600 - Construction	-	-	-	-	-	-	-
8700 - Vehicles & Equipment	-	-	-	-	-	-	-
8800 - Structures	-	-	-	-	-	-	-
Grand Total	\$ 211,644	\$ 415,000	\$ 965,000	\$ 965,000	\$ 965,000	\$ -	\$ 3,521,644

FUNDING SOURCE	Prior Year Actuals	FY23 Estimated Actuals	FY24 Budget	FY25 Projections	FY26 Projections	Estimated Future Years	Total
10 - General Fund Operating	\$ 211,644	\$ 415,000	\$ 965,000	\$ 965,000	\$ 965,000	\$ -	\$ 3,521,644
20 - Hawthorn Fund	-	-	-	-	-	-	-
30 - Measure AA Capital	-	-	-	-	-	-	-
40 - General Fund Capital	-	-	-	-	-	-	-
Grants/Partnerships/Other	-	-	-	-	-	-	-
Grand Total	\$ 211,644	\$ 415,000	\$ 965,000	\$ 965,000	\$ 965,000	\$ -	\$ 3,521,644

Program: Natural Resource Protection and Restoration
Project #: 61023
Fund: 10 - General Fund Operating

Operating Budget Impact: No
Area of Interest: Fire Prevention

Los Gatos Creek Watershed - Wildland Fire Resiliency

Project Purpose

Implement grant-funded work within the Los Gatos Creek watershed that furthers the goals of the Wildland Fire Resiliency Program to complete ecologically sensitive vegetation management that reduces fuel loads and lessens wildfire risk (including in areas with extremely high infestation of Sudden Oak Death).

FY24 Scope

Implement second year of the fuel treatments/habitat restoration plan at Bear Creek Redwoods Preserve. Implement first year of the fuel treatment/habitat restoration plan in the Cathedral Oaks area of Sierra Azul Preserve.

FY25 Scope

Implement third year of the fuel treatment/habitat restoration plan at Bear Creek Redwoods. Implement second year of the fuel treatment/habitat restoration plan in the Cathedral Oaks area of Sierra Azul. Implement first year of treatment at Long Ridge and Saratoga Gap preserves.

FY26 Scope

Project completed in prior fiscal year(s).

SUMMARY OF ESTIMATED COSTS	Prior Year Actuals	FY23 Estimated Actuals	FY24 Budget	FY25 Projections	FY26 Projections	Estimated Future Years	Total
4000 - Staff Costs	\$ 1,606	\$ 44,000	\$ 45,000	\$ 44,000	\$ -	\$ -	\$ 134,606
5000-7000 - Service & Supplies	88,589	159,000	1,065,880	885,800	-	-	2,199,269
8100 - Real Estate Services	-	-	-	-	-	-	-
8200 - Architect/Engineering Services	-	-	-	-	-	-	-
8300 - Environmental/Planning Services	-	-	-	-	-	-	-
8400 - Inspection/Construction Monitoring	-	-	-	-	-	-	-
8500 - Permitting Fees	-	-	-	-	-	-	-
8600 - Construction	-	-	-	-	-	-	-
8700 - Vehicles & Equipment	-	-	-	-	-	-	-
8800 - Structures	-	-	-	-	-	-	-
Grand Total	\$ 90,194	\$ 203,000	\$ 1,110,880	\$ 929,800	\$ -	\$ -	\$ 2,333,874

FUNDING SOURCE	Prior Year Actuals	FY23 Estimated Actuals	FY24 Budget	FY25 Projections	FY26 Projections	Estimated Future Years	Total
10 - General Fund Operating	\$ 90,194	\$ (97,000)	\$ 285,880	\$ 554,800	\$ -	\$ -	\$ 833,874
20 - Hawthorn Fund	-	-	-	-	-	-	-
30 - Measure AA Capital	-	-	-	-	-	-	-
40 - General Fund Capital	-	-	-	-	-	-	-
Grants/Partnerships/Other	-	300,000	825,000	375,000	-	-	1,500,000
Grand Total	\$ 90,194	\$ 203,000	\$ 1,110,880	\$ 929,800	\$ -	\$ -	\$ 2,333,874

Program: Natural Resource Protection and Restoration
Project #: 61024
Fund: 40 - General Fund Capital

Operating Budget Impact: No
Area of Interest: Agriculture

Lobitos Creek Fencing

Project Purpose

Extend a southern fence line along Lobitos Creek to protect the riparian area from cattle access.

FY24 Scope

Solicit bids, award contract and complete construction.

FY25 Scope

Project completed in prior fiscal year(s).

FY26 Scope

Project completed in prior fiscal year(s).

SUMMARY OF ESTIMATED COSTS	Prior Year Actuals	FY23 Estimated Actuals	FY24 Budget	FY25 Projections	FY26 Projections	Estimated Future Years	Total
4000 - Staff Costs	\$ -	\$ -	\$ -	\$ -	\$ -	\$ -	\$ -
5000-7000 - Service & Supplies	-	-	-	-	-	-	-
8100 - Real Estate Services	-	-	-	-	-	-	-
8200 - Architect/Engineering Services	-	-	-	-	-	-	-
8300 - Environmental/Planning Services	-	-	25,000	-	-	-	25,000
8400 - Inspection/Construction Monitoring	-	-	-	-	-	-	-
8500 - Permitting Fees	-	-	-	-	-	-	-
8600 - Construction	-	1,000	301,000	-	-	-	302,000
8700 - Vehicles & Equipment	-	-	-	-	-	-	-
8800 - Structures	-	-	-	-	-	-	-
Grand Total	\$ -	\$ 1,000	\$ 326,000	\$ -	\$ -	\$ -	\$ 327,000

FUNDING SOURCE	Prior Year Actuals	FY23 Estimated Actuals	FY24 Budget	FY25 Projections	FY26 Projections	Estimated Future Years	Total
10 - General Fund Operating	\$ -	\$ -	\$ -	\$ -	\$ -	\$ -	\$ -
20 - Hawthorn Fund	-	-	-	-	-	-	-
30 - Measure AA Capital	-	-	-	-	-	-	-
40 - General Fund Capital	-	1,000	326,000	-	-	-	327,000
Grants/Partnerships/Other	-	-	-	-	-	-	-
Grand Total	\$ -	\$ 1,000	\$ 326,000	\$ -	\$ -	\$ -	\$ 327,000

Program: Natural Resource Protection and Restoration
Project #: 61030
Fund: 10 - General Fund Operating

Operating Budget Impact: Yes
Area of Interest: Agriculture

Toto Ranch Agricultural Plan

Project Purpose

Develop a sustainable agricultural plan for Toto Ranch to be used to establish an agricultural lease with the tenants.

FY24 Scope

Utilize the consultant's findings to prepare the agricultural plan and prepare a draft lease agreement. Initiate CEQA review.

FY25 Scope

Finalize and execute the agricultural lease agreement. Complete CEQA review.

FY26 Scope

Project completed in prior fiscal year(s).

SUMMARY OF ESTIMATED COSTS	Prior Year Actuals	FY23 Estimated Actuals	FY24 Budget	FY25 Projections	FY26 Projections	Estimated Future Years	Total
4000 - Staff Costs	\$ -	\$ -	\$ -	\$ -	\$ -	\$ -	\$ -
5000-7000 - Service & Supplies	-	-	51,000	75,000	-	-	126,000
8100 - Real Estate Services	-	-	-	-	-	-	-
8200 - Architect/Engineering Services	-	-	-	-	-	-	-
8300 - Environmental/Planning Services	-	-	-	-	-	-	-
8400 - Inspection/Construction Monitoring	-	-	-	-	-	-	-
8500 - Permitting Fees	-	-	-	-	-	-	-
8600 - Construction	-	-	-	-	-	-	-
8700 - Vehicles & Equipment	-	-	-	-	-	-	-
8800 - Structures	-	-	-	-	-	-	-
Grand Total	\$ -	\$ -	\$ 51,000	\$ 75,000	\$ -	\$ -	\$ 126,000

FUNDING SOURCE	Prior Year Actuals	FY23 Estimated Actuals	FY24 Budget	FY25 Projections	FY26 Projections	Estimated Future Years	Total
10 - General Fund Operating	\$ -	\$ -	\$ 51,000	\$ 75,000	\$ -	\$ -	\$ 126,000
20 - Hawthorn Fund	-	-	-	-	-	-	-
30 - Measure AA Capital	-	-	-	-	-	-	-
40 - General Fund Capital	-	-	-	-	-	-	-
Grants/Partnerships/Other	-	-	-	-	-	-	-
Grand Total	\$ -	\$ -	\$ 51,000	\$ 75,000	\$ -	\$ -	\$ 126,000

Program: Natural Resource Protection and Restoration
Project #: 61031
Fund: 10 - General Fund Operating

Operating Budget Impact: No
Area of Interest: Fire Prevention

Wildland Fire Capacity

Project Purpose

Utilize \$1.08 million in State Coastal Conservancy grant funding to build staff capacity, purchase additional fuel treatment equipment, and implement fuel reduction work in four preserves.

FY24 Scope

Plan for and start work along Alpine Road in Skyline Ridge and Russian Ridge preserves. Complete work along Alpine Road in Windy Hill. Start work on ecosystem fire resiliency for Kings Mountain manzanita at El Corte de Madera Creek Preserve.

FY25 Scope

Continue work along Alpine Road in Russian Ridge and Skyline Ridge preserves. Continue work for ecosystem fire resiliency for Kings Mountain manzanita at El Corte de Madera Creek Preserve.

FY26 Scope

Complete work along Alpine Road in Russian Ridge and Skyline Ridge preserves. Complete work for ecosystem fire resiliency for Kings Mountain manzanita at El Corte de Madera Creek Preserve.

SUMMARY OF ESTIMATED COSTS	Prior Year Actuals	FY23 Estimated Actuals	FY24 Budget	FY25 Projections	FY26 Projections	Estimated Future Years	Total
4000 - Staff Costs	\$ -	\$ -	\$ 50,000	\$ 50,000	\$ 50,000	\$ -	\$ 150,000
5000-7000 - Service & Supplies	-	-	467,600	467,600	467,600	-	1,402,800
8100 - Real Estate Services	-	-	-	-	-	-	-
8200 - Architect/Engineering Services	-	-	-	-	-	-	-
8300 - Environmental/Planning Services	-	-	-	-	-	-	-
8400 - Inspection/Construction Monitoring	-	-	-	-	-	-	-
8500 - Permitting Fees	-	-	-	-	-	-	-
8600 - Construction	-	-	-	-	-	-	-
8700 - Vehicles & Equipment	-	-	-	-	-	-	-
8800 - Structures	-	-	-	-	-	-	-
Grand Total	\$ -	\$ -	\$ 517,600	\$ 517,600	\$ 517,600	\$ -	\$ 1,552,800

FUNDING SOURCE	Prior Year Actuals	FY23 Estimated Actuals	FY24 Budget	FY25 Projections	FY26 Projections	Estimated Future Years	Total
10 - General Fund Operating	\$ -	\$ -	\$ 376,600	\$ 135,600	\$ 501,600	\$ -	\$ 1,013,800
20 - Hawthorn Fund	-	-	-	-	-	-	-
30 - Measure AA Capital	-	-	-	-	-	-	-
40 - General Fund Capital	-	-	-	-	-	-	-
Grants/Partnerships/Other	-	-	141,000	382,000	16,000	-	539,000
Grand Total	\$ -	\$ -	\$ 517,600	\$ 517,600	\$ 517,600	\$ -	\$ 1,552,800

Program: Natural Resource Protection and Restoration
Project #: 80034-44
Fund: 10 - General Fund Operating

Operating Budget Impact: No
Area of Interest: Choose one if applicable

Programmatic State and Federal Environmental Permitting

Project Purpose

Develop state and federal programmatic permits for compliance with Endangered Species and Clean Water acts. Facilitates streamlined implementation of projects, resource protection and partnering efforts.

FY24 Scope

Apply for updated U.S. Fish and Wildlife Service Recovery Permit to match terms in final U.S. Army Corps and CA Department of Fish and Wildlife permits and to include updated provisions from Midpen's Prescribed Fire Program.

FY25 Scope

Finalize negotiations with regulatory agencies and receive final permits.

FY26 Scope

Project completed in prior fiscal year(s).

SUMMARY OF ESTIMATED COSTS	Prior Year Actuals	FY23 Estimated Actuals	FY24 Budget	FY25 Projections	FY26 Projections	Estimated Future Years	Total
4000 - Staff Costs	\$ -	\$ -	\$ -	\$ -	\$ -	\$ -	\$ -
5000-7000 - Service & Supplies	533,573	36,000	50,000	-	-	-	619,573
8100 - Real Estate Services	-	-	-	-	-	-	-
8200 - Architect/Engineering Services	-	-	-	-	-	-	-
8300 - Environmental/Planning Services	-	-	-	-	-	-	-
8400 - Inspection/Construction Monitoring	-	-	-	-	-	-	-
8500 - Permitting Fees	-	-	-	-	-	-	-
8600 - Construction	-	-	-	-	-	-	-
8700 - Vehicles & Equipment	-	-	-	-	-	-	-
8800 - Structures	-	-	-	-	-	-	-
Grand Total	\$ 533,573	\$ 36,000	\$ 50,000	\$ -	\$ -	\$ -	\$ 619,573

FUNDING SOURCE	Prior Year Actuals	FY23 Estimated Actuals	FY24 Budget	FY25 Projections	FY26 Projections	Estimated Future Years	Total
10 - General Fund Operating	\$ 533,573	\$ 36,000	\$ 50,000	\$ -	\$ -	\$ -	\$ 619,573
20 - Hawthorn Fund	-	-	-	-	-	-	-
30 - Measure AA Capital	-	-	-	-	-	-	-
40 - General Fund Capital	-	-	-	-	-	-	-
Grants/Partnerships/Other	-	-	-	-	-	-	-
Grand Total	\$ 533,573	\$ 36,000	\$ 50,000	\$ -	\$ -	\$ -	\$ 619,573

Program: Natural Resource Protection and Restoration
Project #: 80054
Fund: 10 - General Fund Operating

Operating Budget Impact: Yes
Area of Interest: Choose one if applicable

Badger/Burrowing Owl Habitat Assessment

Project Purpose

Prepare a management plan of grasslands and upland habitat to protect and sustain badger and burrowing owl populations. Present project results to Midpen staff and regional wildlife community. Project involves genetic studies to determine viability of badger populations.

FY24 Scope

Continue engagement with regional partners to determine additional study needs and to inform the identification of enhancement implementation actions. The scope of work and budget is subject to change following additional assessment from staff.

FY25 Scope

Explore best timing, partnerships and outside funding opportunities to implement habitat enhancement actions. The scope of work and budget is subject to change following additional assessment from staff.

FY26 Scope

Pending partnerships and outside funding opportunities, initiate steps to implement habitat enhancement actions. The scope of work and budget is subject to change following additional assessment from staff.

SUMMARY OF ESTIMATED COSTS	Prior Year Actuals	FY23 Estimated Actuals	FY24 Budget	FY25 Projections	FY26 Projections	Estimated Future Years	Total
4000 - Staff Costs	\$ -	\$ -	\$ -	\$ -	\$ -	\$ -	\$ -
5000-7000 - Service & Supplies	228,813	13,200	50,000	144,000	-	-	436,013
8100 - Real Estate Services	-	-	-	-	-	-	-
8200 - Architect/Engineering Services	-	-	-	-	-	-	-
8300 - Environmental/Planning Services	-	-	-	-	-	-	-
8400 - Inspection/Construction Monitoring	-	-	-	-	-	-	-
8500 - Permitting Fees	-	-	-	-	-	-	-
8600 - Construction	-	-	-	-	-	-	-
8700 - Vehicles & Equipment	-	-	-	-	-	-	-
8800 - Structures	-	-	-	-	-	-	-
Grand Total	\$ 228,813	\$ 13,200	\$ 50,000	\$ 144,000	\$ -	\$ -	\$ 436,013

FUNDING SOURCE	Prior Year Actuals	FY23 Estimated Actuals	FY24 Budget	FY25 Projections	FY26 Projections	Estimated Future Years	Total
10 - General Fund Operating	\$ 228,813	\$ 13,200	\$ 50,000	\$ 144,000	\$ -	\$ -	\$ 436,013
20 - Hawthorn Fund	-	-	-	-	-	-	-
30 - Measure AA Capital	-	-	-	-	-	-	-
40 - General Fund Capital	-	-	-	-	-	-	-
Grants/Partnerships/Other	-	-	-	-	-	-	-
Grand Total	\$ 228,813	\$ 13,200	\$ 50,000	\$ 144,000	\$ -	\$ -	\$ 436,013

Program: Natural Resource Protection and Restoration
Project #: 80058
Fund: 10 - General Fund Operating

Operating Budget Impact: No
Area of Interest: Choose one if applicable

Districtwide Aquatic Habitat Assessment and eDNA Collection

Project Purpose

Conduct aquatic surveys Districtwide to understand aquatic habitat distribution and resident species composition to inform management and protection of aquatic habitats.

FY24 Scope

Conduct San Francisco garter snake resurvey at Russian Ridge Open Space Preserve and produce a final report.

FY25 Scope

Hire a consultant to resurvey Districtwide ponds for herpetofauna and complete year 1 surveys. If feasible incorporate use of eDNA detection methods for cryptic species such as yellow legged frog.

FY26 Scope

Continue to conduct surveys and produce a final report.

SUMMARY OF ESTIMATED COSTS	Prior Year Actuals	FY23 Estimated Actuals	FY24 Budget	FY25 Projections	FY26 Projections	Estimated Future Years	Total
4000 - Staff Costs	\$ -	\$ -	\$ -	\$ -	\$ -	\$ -	\$ -
5000-7000 - Service & Supplies	-	55,000	68,441	75,000	75,000	-	273,441
8100 - Real Estate Services	-	-	-	-	-	-	-
8200 - Architect/Engineering Services	-	-	-	-	-	-	-
8300 - Environmental/Planning Services	-	-	-	-	-	-	-
8400 - Inspection/Construction Monitoring	-	-	-	-	-	-	-
8500 - Permitting Fees	-	-	-	-	-	-	-
8600 - Construction	-	-	-	-	-	-	-
8700 - Vehicles & Equipment	-	-	-	-	-	-	-
8800 - Structures	-	-	-	-	-	-	-
Grand Total	\$ -	\$ 55,000	\$ 68,441	\$ 75,000	\$ 75,000	\$ -	\$ 273,441

FUNDING SOURCE	Prior Year Actuals	FY23 Estimated Actuals	FY24 Budget	FY25 Projections	FY26 Projections	Estimated Future Years	Total
10 - General Fund Operating	\$ -	\$ 55,000	\$ 68,441	\$ 75,000	\$ 75,000	\$ -	\$ 273,441
20 - Hawthorn Fund	-	-	-	-	-	-	-
30 - Measure AA Capital	-	-	-	-	-	-	-
40 - General Fund Capital	-	-	-	-	-	-	-
Grants/Partnerships/Other	-	-	-	-	-	-	-
Grand Total	\$ -	\$ 55,000	\$ 68,441	\$ 75,000	\$ 75,000	\$ -	\$ 273,441

Program: Natural Resource Protection and Restoration
Project #: 80059
Fund: 40 - General Fund Capital

Operating Budget Impact: No
Area of Interest: Choose one if applicable

Groundwater Well Decommissioning

Project Purpose

Prevent groundwater contamination by sealing unused and abandoned wells.

FY24 Scope

Deferred to FY25.

FY25 Scope

Hire a contractor to assess and select wells for decommissioning, location TBD.

FY26 Scope

Hire a contractor to assess and select wells for decommissioning, location TBD.

SUMMARY OF ESTIMATED COSTS	Prior Year Actuals	FY23 Estimated Actuals	FY24 Budget	FY25 Projections	FY26 Projections	Estimated Future Years	Total
4000 - Staff Costs	\$ -	\$ -	\$ -	\$ -	\$ -	\$ -	\$ -
5000-7000 - Service & Supplies	-	-	-	-	-	-	-
8100 - Real Estate Services	-	-	-	-	-	-	-
8200 - Architect/Engineering Services	-	-	-	10,000	10,000	-	20,000
8300 - Environmental/Planning Services	2,272	-	-	15,000	15,000	-	32,272
8400 - Inspection/Construction Monitoring	-	-	-	-	-	-	-
8500 - Permitting Fees	53	-	-	5,000	5,000	-	10,053
8600 - Construction	139,008	-	-	111,000	111,000	-	361,008
8700 - Vehicles & Equipment	-	-	-	-	-	-	-
8800 - Structures	-	-	-	-	-	-	-
Grand Total	\$ 141,333	\$ -	\$ -	\$ 141,000	\$ 141,000	\$ -	\$ 423,333

FUNDING SOURCE	Prior Year Actuals	FY23 Estimated Actuals	FY24 Budget	FY25 Projections	FY26 Projections	Estimated Future Years	Total
10 - General Fund Operating	\$ -	\$ -	\$ -	\$ -	\$ -	\$ -	\$ -
20 - Hawthorn Fund	-	-	-	-	-	-	-
30 - Measure AA Capital	-	-	-	-	-	-	-
40 - General Fund Capital	141,333	-	-	141,000	141,000	-	423,333
Grants/Partnerships/Other	-	-	-	-	-	-	-
Grand Total	\$ 141,333	\$ -	\$ -	\$ 141,000	\$ 141,000	\$ -	\$ 423,333

Program: Natural Resource Protection and Restoration
Project #: 80065
Fund: 10 - General Fund Operating

Operating Budget Impact: Yes
Area of Interest: Choose one if applicable

IPM Implementation of Valley Water Grant

Project Purpose

Revitalize habitat for rare, threatened and endangered species and create a more contiguous native vegetation corridor for wildlife, including pollinators, by removing invasive plants and/or revegetating with native species. Funding is prioritized for projects that include community partnerships or provide education for nearby landowners and other stakeholder groups on the control of harmful species.

FY24 Scope

Year seven of project implementation.

FY25 Scope

Year eight of project implementation.

FY26 Scope

Year nine of project implementation.

SUMMARY OF ESTIMATED COSTS	Prior Year Actuals	FY23 Estimated Actuals	FY24 Budget	FY25 Projections	FY26 Projections	Estimated Future Years	Total
4000 - Staff Costs	\$ -	\$ -	\$ -	\$ -	\$ -	\$ -	\$ -
5000-7000 - Service & Supplies	219,103	120,000	220,000	200,000	200,000	250,000	1,209,103
8100 - Real Estate Services	-	-	-	-	-	-	-
8200 - Architect/Engineering Services	-	-	-	-	-	-	-
8300 - Environmental/Planning Services	-	-	-	-	-	-	-
8400 - Inspection/Construction Monitoring	-	-	-	-	-	-	-
8500 - Permitting Fees	-	-	-	-	-	-	-
8600 - Construction	-	-	-	-	-	-	-
8700 - Vehicles & Equipment	-	-	-	-	-	-	-
8800 - Structures	-	-	-	-	-	-	-
Grand Total	\$ 219,103	\$ 120,000	\$ 220,000	\$ 200,000	\$ 200,000	\$ 250,000	\$ 1,209,103

FUNDING SOURCE	Prior Year Actuals	FY23 Estimated Actuals	FY24 Budget	FY25 Projections	FY26 Projections	Estimated Future Years	Total
10 - General Fund Operating	\$ 59,288	\$ (130,763)	\$ (55,000)	\$ (75,000)	\$ (75,000)	\$ 578	\$ (275,897)
20 - Hawthorn Fund	-	-	-	-	-	-	-
30 - Measure AA Capital	-	-	-	-	-	-	-
40 - General Fund Capital	-	-	-	-	-	-	-
Grants/Partnerships/Other	159,815	250,763	275,000	275,000	275,000	249,422	1,485,000
Grand Total	\$ 219,103	\$ 120,000	\$ 220,000	\$ 200,000	\$ 200,000	\$ 250,000	\$ 1,209,103

Program: Natural Resource Protection and Restoration
Project #: 80069
Fund: 10 - General Fund Operating

Operating Budget Impact: No
Area of Interest: Choose one if applicable

Mountain Lion Conservation Research

Project Purpose

Track mountain lion use of select preserves (focusing on Rancho San Antonio) to inform wildlife management and public use decisions that are protective of wildlife and reduce potential human interaction conflicts.

FY24 Scope

Receive year three status report, conduct effectiveness monitoring, wildlife camera analysis, and ongoing research. Begin data analysis phase.

FY25 Scope

Develop draft Human-Mountain Lion Interaction Management Plan to reduce potential conflicts with mountain lions in high visitor use areas and refine recommendations.

FY26 Scope

Receive final year status report and finalize strategies for implementation. Finalize Human-Mountain Lion Interaction Management Plan. Work with consultant on publication and presentation of findings at appropriate conferences and to partner organizations and regulatory agencies (CDFW). Begin CEQA process for implementation where needed.

SUMMARY OF ESTIMATED COSTS	Prior Year Actuals	FY23 Estimated Actuals	FY24 Budget	FY25 Projections	FY26 Projections	Estimated Future Years	Total
4000 - Staff Costs	\$ -	\$ -	\$ -	\$ -	\$ -	\$ -	\$ -
5000-7000 - Service & Supplies	156,148	101,400	101,400	101,400	45,252	-	505,600
8100 - Real Estate Services	-	-	-	-	-	-	-
8200 - Architect/Engineering Services	-	-	-	-	-	-	-
8300 - Environmental/Planning Services	-	-	-	-	-	-	-
8400 - Inspection/Construction Monitoring	-	-	-	-	-	-	-
8500 - Permitting Fees	-	-	-	-	-	-	-
8600 - Construction	-	-	-	-	-	-	-
8700 - Vehicles & Equipment	-	-	-	-	-	-	-
8800 - Structures	-	-	-	-	-	-	-
Grand Total	\$ 156,148	\$ 101,400	\$ 101,400	\$ 101,400	\$ 45,252	\$ -	\$ 505,600

FUNDING SOURCE	Prior Year Actuals	FY23 Estimated Actuals	FY24 Budget	FY25 Projections	FY26 Projections	Estimated Future Years	Total
10 - General Fund Operating	\$ 156,148	\$ 101,400	\$ 101,400	\$ 101,400	\$ 45,252	\$ -	\$ 505,600
20 - Hawthorn Fund	-	-	-	-	-	-	-
30 - Measure AA Capital	-	-	-	-	-	-	-
40 - General Fund Capital	-	-	-	-	-	-	-
Grants/Partnerships/Other	-	-	-	-	-	-	-
Grand Total	\$ 156,148	\$ 101,400	\$ 101,400	\$ 101,400	\$ 45,252	\$ -	\$ 505,600

Program: Natural Resource Protection and Restoration
Project #: 80070
Fund: 10 - General Fund Operating

Operating Budget Impact: No
Area of Interest: Choose one if applicable

Carbon Storage Study - Pilot Project, San Gregorio Watershed

Project Purpose

Refine the understanding of carbon sequestration and storage in the San Gregorio watershed, and explore the potential for increasing resilience of carbon stocks in the long-term.

FY24 Scope

Design for a carbon resilience and/or sequestration project (TBD). The scope of work and budget is subject to change following additional assessment from staff. Permitting deferred to FY25 to accommodate storm damage projects.

FY25 Scope

Secure permits and implement the carbon resilience and/or sequestration project (TBD). The scope of work and budget is subject to change following additional assessment from staff.

FY26 Scope

Project completed in prior fiscal year(s).

SUMMARY OF ESTIMATED COSTS	Prior Year Actuals	FY23 Estimated Actuals	FY24 Budget	FY25 Projections	FY26 Projections	Estimated Future Years	Total
4000 - Staff Costs	\$ -	\$ -	\$ -	\$ -	\$ -	\$ -	\$ -
5000-7000 - Service & Supplies	50,000	-	30,000	20,000	-	-	100,000
8100 - Real Estate Services	-	-	-	-	-	-	-
8200 - Architect/Engineering Services	-	-	-	-	-	-	-
8300 - Environmental/Planning Services	-	-	-	-	-	-	-
8400 - Inspection/Construction Monitoring	-	-	-	-	-	-	-
8500 - Permitting Fees	-	-	-	-	-	-	-
8600 - Construction	-	-	-	-	-	-	-
8700 - Vehicles & Equipment	-	-	-	-	-	-	-
8800 - Structures	-	-	-	-	-	-	-
Grand Total	\$ 50,000	\$ -	\$ 30,000	\$ 20,000	\$ -	\$ -	\$ 100,000

FUNDING SOURCE	Prior Year Actuals	FY23 Estimated Actuals	FY24 Budget	FY25 Projections	FY26 Projections	Estimated Future Years	Total
10 - General Fund Operating	\$ 50,000	\$ -	\$ 30,000	\$ 20,000	\$ -	\$ -	\$ 100,000
20 - Hawthorn Fund	-	-	-	-	-	-	-
30 - Measure AA Capital	-	-	-	-	-	-	-
40 - General Fund Capital	-	-	-	-	-	-	-
Grants/Partnerships/Other	-	-	-	-	-	-	-
Grand Total	\$ 50,000	\$ -	\$ 30,000	\$ 20,000	\$ -	\$ -	\$ 100,000

Program: Natural Resource Protection and Restoration
Project #: 80072
Fund: 10 - General Fund Operating

Operating Budget Impact: Yes
Area of Interest: Fire Prevention

Irish Ridge Restoration

Project Purpose

Restore habitat on the Irish Ridge property. Plan, permit and implement habitat restoration for special status species, as well as climate change and wildland fire resiliency.

FY24 Scope

Begin CEQA and permitting. The scope of work and budget is subject to change following additional assessment from staff.

FY25 Scope

Implement first year of the habitat restoration plan. The scope of work and budget is subject to change following additional assessment from staff.

FY26 Scope

Implement second year of the habitat restoration plan. The scope of work and budget is subject to change following additional assessment from staff.

SUMMARY OF ESTIMATED COSTS	Prior Year Actuals	FY23 Estimated Actuals	FY24 Budget	FY25 Projections	FY26 Projections	Estimated Future Years	Total
4000 - Staff Costs	\$ -	\$ -	\$ -	\$ -	\$ -	\$ -	\$ -
5000-7000 - Service & Supplies	-	85,000	45,000	385,000	405,000	345,000	1,265,000
8100 - Real Estate Services	-	-	-	-	-	-	-
8200 - Architect/Engineering Services	-	-	-	-	-	-	-
8300 - Environmental/Planning Services	-	-	-	-	-	-	-
8400 - Inspection/Construction Monitoring	-	-	-	-	-	-	-
8500 - Permitting Fees	-	-	-	-	-	-	-
8600 - Construction	-	-	-	-	-	-	-
8700 - Vehicles & Equipment	-	-	-	-	-	-	-
8800 - Structures	-	-	-	-	-	-	-
Grand Total	\$ -	\$ 85,000	\$ 45,000	\$ 385,000	\$ 405,000	\$ 345,000	\$ 1,265,000

FUNDING SOURCE	Prior Year Actuals	FY23 Estimated Actuals	FY24 Budget	FY25 Projections	FY26 Projections	Estimated Future Years	Total
10 - General Fund Operating	\$ -	\$ 85,000	\$ 45,000	\$ 385,000	\$ 405,000	\$ 345,000	\$ 1,265,000
20 - Hawthorn Fund	-	-	-	-	-	-	-
30 - Measure AA Capital	-	-	-	-	-	-	-
40 - General Fund Capital	-	-	-	-	-	-	-
Grants/Partnerships/Other	-	-	-	-	-	-	-
Grand Total	\$ -	\$ 85,000	\$ 45,000	\$ 385,000	\$ 405,000	\$ 345,000	\$ 1,265,000

Program: Natural Resource Protection and Restoration
Project #: 80073
Fund: 10 - General Fund Operating

Operating Budget Impact: No
Area of Interest: Choose one if applicable

Oversight of Lehigh Quarry Activities

Project Purpose

Protect Midpen interests throughout the Lehigh Quarry Reclamation Plan Review process and related activities.

FY24 Scope

Continue to work with partners, stakeholders, county and Lehigh to maximize protection of Midpen interests. Monitor Ridgeline Easement and report results to Santa Clara County.

FY25 Scope

Continue to work with partners, stakeholders, county and Lehigh to maximize protection of Midpen interests. Monitor Ridgeline Easement and report results to Santa Clara County.

FY26 Scope

Continue to work with partners, stakeholders, county and Lehigh to maximize protection of Midpen interests. Monitor Ridgeline Easement and report results to Santa Clara County.

SUMMARY OF ESTIMATED COSTS	Prior Year Actuals	FY23 Estimated Actuals	FY24 Budget	FY25 Projections	FY26 Projections	Estimated Future Years	Total
4000 - Staff Costs	\$ -	\$ -	\$ -	\$ -	\$ -	\$ -	\$ -
5000-7000 - Service & Supplies	13,494	54,000	75,000	18,000	18,000	-	178,494
8100 - Real Estate Services	-	-	-	-	-	-	-
8200 - Architect/Engineering Services	-	-	-	-	-	-	-
8300 - Environmental/Planning Services	-	-	-	-	-	-	-
8400 - Inspection/Construction Monitoring	-	-	-	-	-	-	-
8500 - Permitting Fees	-	-	-	-	-	-	-
8600 - Construction	-	-	-	-	-	-	-
8700 - Vehicles & Equipment	-	-	-	-	-	-	-
8800 - Structures	-	-	-	-	-	-	-
Grand Total	\$ 13,494	\$ 54,000	\$ 75,000	\$ 18,000	\$ 18,000	\$ -	\$ 178,494

FUNDING SOURCE	Prior Year Actuals	FY23 Estimated Actuals	FY24 Budget	FY25 Projections	FY26 Projections	Estimated Future Years	Total
10 - General Fund Operating	\$ 13,494	\$ 54,000	\$ 75,000	\$ 18,000	\$ 18,000	\$ -	\$ 178,494
20 - Hawthorn Fund	-	-	-	-	-	-	-
30 - Measure AA Capital	-	-	-	-	-	-	-
40 - General Fund Capital	-	-	-	-	-	-	-
Grants/Partnerships/Other	-	-	-	-	-	-	-
Grand Total	\$ 13,494	\$ 54,000	\$ 75,000	\$ 18,000	\$ 18,000	\$ -	\$ 178,494

Program: Natural Resource Protection and Restoration
Project #: 80074
Fund: 10 - General Fund Operating

Operating Budget Impact: No
Area of Interest: Choose one if applicable

Science Advisory Panel

Project Purpose

Seek science-based findings from a Scientific Advisory Panel to help inform Midpen land management decisions.

FY24 Scope

Pending Board approval and staff capacity, determine new Science Advisory Panel process and scope of research topics.

FY25 Scope

Pending Board approval and staff capacity, consider researching new topic with the Science Advisory Panel.

FY26 Scope

Project completed in prior fiscal year(s).

SUMMARY OF ESTIMATED COSTS	Prior Year Actuals	FY23 Estimated Actuals	FY24 Budget	FY25 Projections	FY26 Projections	Estimated Future Years	Total
4000 - Staff Costs	\$ -	\$ -	\$ -	\$ -	\$ -	\$ -	\$ -
5000-7000 - Service & Supplies	50,581	5,000	10,000	50,000	-	-	115,581
8100 - Real Estate Services	-	-	-	-	-	-	-
8200 - Architect/Engineering Services	-	-	-	-	-	-	-
8300 - Environmental/Planning Services	-	-	-	-	-	-	-
8400 - Inspection/Construction Monitoring	-	-	-	-	-	-	-
8500 - Permitting Fees	-	-	-	-	-	-	-
8600 - Construction	-	-	-	-	-	-	-
8700 - Vehicles & Equipment	-	-	-	-	-	-	-
8800 - Structures	-	-	-	-	-	-	-
Grand Total	\$ 50,581	\$ 5,000	\$ 10,000	\$ 50,000	\$ -	\$ -	\$ 115,581

FUNDING SOURCE	Prior Year Actuals	FY23 Estimated Actuals	FY24 Budget	FY25 Projections	FY26 Projections	Estimated Future Years	Total
10 - General Fund Operating	\$ 50,581	\$ 5,000	\$ 10,000	\$ 50,000	\$ -	\$ -	\$ 115,581
20 - Hawthorn Fund	-	-	-	-	-	-	-
30 - Measure AA Capital	-	-	-	-	-	-	-
40 - General Fund Capital	-	-	-	-	-	-	-
Grants/Partnerships/Other	-	-	-	-	-	-	-
Grand Total	\$ 50,581	\$ 5,000	\$ 10,000	\$ 50,000	\$ -	\$ -	\$ 115,581

Program: Natural Resource Protection and Restoration
Project #: 80076
Fund: 10 - General Fund Operating

Operating Budget Impact: No
Area of Interest: Fire Prevention

CEQA Review for IPM Program

Project Purpose

Perform 10-year review of the IPM Program. Update the project description and confirm and/or update original CEQA findings.

FY24 Scope

Conduct internal review and stakeholder meetings on program updates.

FY25 Scope

Finalize CEQA and approve project.

FY26 Scope

Project completed in prior fiscal year(s).

SUMMARY OF ESTIMATED COSTS	Prior Year Actuals	FY23 Estimated Actuals	FY24 Budget	FY25 Projections	FY26 Projections	Estimated Future Years	Total
4000 - Staff Costs	\$ -	\$ -	\$ -	\$ -	\$ -	\$ -	\$ -
5000-7000 - Service & Supplies	-	-	20,000	101,000	-	-	121,000
8100 - Real Estate Services	-	-	-	-	-	-	-
8200 - Architect/Engineering Services	-	-	-	-	-	-	-
8300 - Environmental/Planning Services	-	-	-	-	-	-	-
8400 - Inspection/Construction Monitoring	-	-	-	-	-	-	-
8500 - Permitting Fees	-	-	-	-	-	-	-
8600 - Construction	-	-	-	-	-	-	-
8700 - Vehicles & Equipment	-	-	-	-	-	-	-
8800 - Structures	-	-	-	-	-	-	-
Grand Total	\$ -	\$ -	\$ 20,000	\$ 101,000	\$ -	\$ -	\$ 121,000

FUNDING SOURCE	Prior Year Actuals	FY23 Estimated Actuals	FY24 Budget	FY25 Projections	FY26 Projections	Estimated Future Years	Total
10 - General Fund Operating	\$ -	\$ -	\$ 20,000	\$ 101,000	\$ -	\$ -	\$ 121,000
20 - Hawthorn Fund	-	-	-	-	-	-	-
30 - Measure AA Capital	-	-	-	-	-	-	-
40 - General Fund Capital	-	-	-	-	-	-	-
Grants/Partnerships/Other	-	-	-	-	-	-	-
Grand Total	\$ -	\$ -	\$ 20,000	\$ 101,000	\$ -	\$ -	\$ 121,000

Program: Natural Resource Protection and Restoration
Project #: 80079
Fund: 10 - General Fund Operating

Operating Budget Impact: No
Area of Interest: Fire Prevention

Miramontes Ridge Reforestation

Project Purpose

Implement ecosystem resiliency through reforestation near Hwy 35.

FY24 Scope

Project not yet started.

FY25 Scope

Develop the reforestation habitat restoration plan.

FY26 Scope

Complete CEQA Review.

SUMMARY OF ESTIMATED COSTS	Prior Year Actuals	FY23 Estimated Actuals	FY24 Budget	FY25 Projections	FY26 Projections	Estimated Future Years	Total
4000 - Staff Costs	\$ -	\$ -	\$ -	\$ -	\$ -	\$ -	\$ -
5000-7000 - Service & Supplies	-	-	-	100,000	15,000	150,000	265,000
8100 - Real Estate Services	-	-	-	-	-	-	-
8200 - Architect/Engineering Services	-	-	-	-	-	-	-
8300 - Environmental/Planning Services	-	-	-	-	-	-	-
8400 - Inspection/Construction Monitoring	-	-	-	-	-	-	-
8500 - Permitting Fees	-	-	-	-	-	-	-
8600 - Construction	-	-	-	-	-	-	-
8700 - Vehicles & Equipment	-	-	-	-	-	-	-
8800 - Structures	-	-	-	-	-	-	-
Grand Total	\$ -	\$ -	\$ -	\$ 100,000	\$ 15,000	\$ 150,000	\$ 265,000

FUNDING SOURCE	Prior Year Actuals	FY23 Estimated Actuals	FY24 Budget	FY25 Projections	FY26 Projections	Estimated Future Years	Total
10 - General Fund Operating	\$ -	\$ -	\$ -	\$ 100,000	\$ 15,000	\$ 150,000	\$ 265,000
20 - Hawthorn Fund	-	-	-	-	-	-	-
30 - Measure AA Capital	-	-	-	-	-	-	-
40 - General Fund Capital	-	-	-	-	-	-	-
Grants/Partnerships/Other	-	-	-	-	-	-	-
Grand Total	\$ -	\$ -	\$ -	\$ 100,000	\$ 15,000	\$ 150,000	\$ 265,000

Program: Natural Resource Protection and Restoration
Project #: 80081
Fund: 40 - General Fund Capital

Operating Budget Impact: No
Area of Interest: Choose one if applicable

Pescadero Watershed Sediment Reduction Implementation

Project Purpose

Comply with San Francisco Regional Water Quality Control Board regulations of the Total Maximum Daily Load for sediment in the Pescadero-Butano watershed. Identify and then address high priority sediment sources along road and trails in Skyline Ridge and Long Ridge preserves.

FY24 Scope

Continue conceptual designs. Coordinate with E&C (for ADA improvements) and VS (for work downstream of Alpine Pond) on scheduling and compliance with the recovery permit. Investigate streamlined permitting with resource agencies for highest priority sites, including the Alpine Pond Project (dam reconstruction and pond reconfiguration). Engage with neighbors where road agreements or easements exist.

FY25 Scope

Finalize designs/permitting of additional high priority sites, including areas along Old Page Mill Road (which will need to occur prior to draining Alpine Pond) and construct, if timing allows. Continue working with resource agencies on strategy to include Alpine Pond under recovery permit.

FY26 Scope

Work on Old La Honda Road (downstream of Alpine Pond); continue permitting efforts with regulatory agencies, develop bid and construction documents.

SUMMARY OF ESTIMATED COSTS	Prior Year Actuals	FY23 Estimated Actuals	FY24 Budget	FY25 Projections	FY26 Projections	Estimated Future Years	Total
4000 - Staff Costs	\$ -	\$ -	\$ -	\$ -	\$ -	\$ -	\$ -
5000-7000 - Service & Supplies	-	-	-	-	-	-	-
8100 - Real Estate Services	-	-	-	-	-	-	-
8200 - Architect/Engineering Services	-	-	135,000	30,000	-	-	165,000
8300 - Environmental/Planning Services	-	-	40,000	55,000	70,000	50,000	215,000
8400 - Inspection/Construction Monitoring	-	-	-	-	-	120,000	120,000
8500 - Permitting Fees	-	-	-	-	-	-	-
8600 - Construction	-	-	-	-	-	450,000	450,000
8700 - Vehicles & Equipment	-	-	-	-	-	-	-
8800 - Structures	-	-	-	-	-	-	-
Grand Total	\$ -	\$ -	\$ 175,000	\$ 85,000	\$ 70,000	\$ 620,000	\$ 950,000

FUNDING SOURCE	Prior Year Actuals	FY23 Estimated Actuals	FY24 Budget	FY25 Projections	FY26 Projections	Estimated Future Years	Total
10 - General Fund Operating	\$ -	\$ -	\$ -	\$ -	\$ -	\$ -	\$ -
20 - Hawthorn Fund	-	-	-	-	-	-	-
30 - Measure AA Capital	-	-	-	-	-	-	-
40 - General Fund Capital	-	-	175,000	85,000	70,000	620,000	950,000
Grants/Partnerships/Other	-	-	-	-	-	-	-
Grand Total	\$ -	\$ -	\$ 175,000	\$ 85,000	\$ 70,000	\$ 620,000	\$ 950,000

Program: Natural Resource Protection and Restoration
Project #: 80082
Fund: 10 - General Fund Operating

Operating Budget Impact: Yes
Area of Interest: Choose one if applicable

San Gregorio Water Quality Improvement Plan

Project Purpose

Address the sediment reduction goals set by the San Francisco Regional Water Quality Control Board's Water Quality Improvement Plan for the San Gregorio watershed. Implementation will be conducted over a long term period, beginning in FY24 or FY25, depending on the results of the FY23 study and plan. Sediment inventory report (similar to Pescadero Project #80081) is due to the Water Board in 2027 and Midpen is ahead of schedule.

FY24 Scope

Begin conceptual designs for several of the highest priority sites. Sites are anticipated to be eligible for programmatic (streamlined) permitting. Coordinate with Foothills Field Office (FFO) on scheduling.

FY25 Scope

Complete 60% designs and begin permitting for highest priority sites for potential construction starting in FY26.

FY26 Scope

Begin construction of high priority sites (if permitting allows).

SUMMARY OF ESTIMATED COSTS	Prior Year Actuals	FY23 Estimated Actuals	FY24 Budget	FY25 Projections	FY26 Projections	Estimated Future Years	Total
4000 - Staff Costs	\$ -	\$ -	\$ -	\$ -	\$ -	\$ -	\$ -
5000-7000 - Service & Supplies	-	55,791	62,000	240,000	160,000	-	517,791
8100 - Real Estate Services	-	-	-	-	-	-	-
8200 - Architect/Engineering Services	-	-	-	-	-	-	-
8300 - Environmental/Planning Services	-	-	-	-	-	-	-
8400 - Inspection/Construction Monitoring	-	-	-	-	-	-	-
8500 - Permitting Fees	-	-	-	-	-	-	-
8600 - Construction	-	-	-	-	-	-	-
8700 - Vehicles & Equipment	-	-	-	-	-	-	-
8800 - Structures	-	-	-	-	-	-	-
Grand Total	\$ -	\$ 55,791	\$ 62,000	\$ 240,000	\$ 160,000	\$ -	\$ 517,791

FUNDING SOURCE	Prior Year Actuals	FY23 Estimated Actuals	FY24 Budget	FY25 Projections	FY26 Projections	Estimated Future Years	Total
10 - General Fund Operating	\$ -	\$ 55,791	\$ 62,000	\$ 240,000	\$ 160,000	\$ -	\$ 517,791
20 - Hawthorn Fund	-	-	-	-	-	-	-
30 - Measure AA Capital	-	-	-	-	-	-	-
40 - General Fund Capital	-	-	-	-	-	-	-
Grants/Partnerships/Other	-	-	-	-	-	-	-
Grand Total	\$ -	\$ 55,791	\$ 62,000	\$ 240,000	\$ 160,000	\$ -	\$ 517,791

Program: Natural Resource Protection and Restoration
Project #: 80083
Fund: 10 - General Fund Operating

Operating Budget Impact: Yes
Area of Interest: Choose one if applicable

Santa Cruz Kangaroo Rat Habitat and Population Management Project

Project Purpose

Assess habitat and support genetic research to inform the development of a habitat and population management plan (HPMP). The HPMP will identify opportunities for site-specific enhancements to increase species resiliency of Santa Cruz kangaroo rat.

FY24 Scope

Develop a HPMP, initiate CEQA and prepare permit applications.

FY25 Scope

Finalize CEQA and secure permits.

FY26 Scope

Implement habitat enhancements and begin long-term monitoring of kangaroo rat population response. Partner with State Parks and/or Open Space Authority for translocations if recommended.

SUMMARY OF ESTIMATED COSTS	Prior Year Actuals	FY23 Estimated Actuals	FY24 Budget	FY25 Projections	FY26 Projections	Estimated Future Years	Total
4000 - Staff Costs	\$ -	\$ -	\$ -	\$ -	\$ -	\$ -	\$ -
5000-7000 - Service & Supplies	-	123,000	136,932	95,000	520,500	861,500	1,736,932
8100 - Real Estate Services	-	-	-	-	-	-	-
8200 - Architect/Engineering Services	-	-	-	-	-	-	-
8300 - Environmental/Planning Services	-	-	-	-	-	-	-
8400 - Inspection/Construction Monitoring	-	-	-	-	-	-	-
8500 - Permitting Fees	-	-	-	-	-	-	-
8600 - Construction	-	-	-	-	-	-	-
8700 - Vehicles & Equipment	-	-	-	-	-	-	-
8800 - Structures	-	-	-	-	-	-	-
Grand Total	\$ -	\$ 123,000	\$ 136,932	\$ 95,000	\$ 520,500	\$ 861,500	\$ 1,736,932

FUNDING SOURCE	Prior Year Actuals	FY23 Estimated Actuals	FY24 Budget	FY25 Projections	FY26 Projections	Estimated Future Years	Total
10 - General Fund Operating	\$ -	\$ 58,000	\$ 24,932	\$ -	\$ 520,500	\$ 861,500	\$ 1,464,932
20 - Hawthorn Fund	-	-	-	-	-	-	-
30 - Measure AA Capital	-	-	-	-	-	-	-
40 - General Fund Capital	-	-	-	-	-	-	-
Grants/Partnerships/Other	-	65,000	112,000	95,000	-	-	272,000
Grand Total	\$ -	\$ 123,000	\$ 136,932	\$ 95,000	\$ 520,500	\$ 861,500	\$ 1,736,932

Program: Natural Resource Protection and Restoration
Project #: 80084
Fund: 10 - General Fund Operating

Operating Budget Impact: Yes
Area of Interest: Choose one if applicable

Remediation of Planting Sites

Project Purpose

Oregon State University to provide remediation recommendations for restoration sites contaminated with soil pathogens and preventative strategies for future restoration projects. Staff to then identify remedial actions to pursue based on capacity, costs, and other factors to manage for Phytophthora and protect the natural resources.

FY24 Scope

Determine locations and priority, including feasibility of remediation of restoration sites contaminated with soil pathogens.

FY25 Scope

Implement first year of remediation of restoration sites contaminated with soil pathogens.

FY26 Scope

Implement second year of remediation of restoration sites contaminated with soil pathogens.

SUMMARY OF ESTIMATED COSTS	Prior Year Actuals	FY23 Estimated Actuals	FY24 Budget	FY25 Projections	FY26 Projections	Estimated Future Years	Total
4000 - Staff Costs	\$ -	\$ -	\$ -	\$ -	\$ -	\$ -	\$ -
5000-7000 - Service & Supplies	-	-	50,000	50,000	50,000	-	150,000
8100 - Real Estate Services	-	-	-	-	-	-	-
8200 - Architect/Engineering Services	-	-	-	-	-	-	-
8300 - Environmental/Planning Services	-	-	-	-	-	-	-
8400 - Inspection/Construction Monitoring	-	-	-	-	-	-	-
8500 - Permitting Fees	-	-	-	-	-	-	-
8600 - Construction	-	-	-	-	-	-	-
8700 - Vehicles & Equipment	-	-	-	-	-	-	-
8800 - Structures	-	-	-	-	-	-	-
Grand Total	\$ -	\$ -	\$ 50,000	\$ 50,000	\$ 50,000	\$ -	\$ 150,000

FUNDING SOURCE	Prior Year Actuals	FY23 Estimated Actuals	FY24 Budget	FY25 Projections	FY26 Projections	Estimated Future Years	Total
10 - General Fund Operating	\$ -	\$ -	\$ 50,000	\$ 50,000	\$ 50,000	\$ -	\$ 150,000
20 - Hawthorn Fund	-	-	-	-	-	-	-
30 - Measure AA Capital	-	-	-	-	-	-	-
40 - General Fund Capital	-	-	-	-	-	-	-
Grants/Partnerships/Other	-	-	-	-	-	-	-
Grand Total	\$ -	\$ -	\$ 50,000	\$ 50,000	\$ 50,000	\$ -	\$ 150,000

Program: Natural Resource Protection and Restoration
Project #: MAA01-006
Fund: 30 - Measure AA Capital

Operating Budget Impact: Yes
Area of Interest: Agriculture

Madonna Creek Habitat Enhancement, Water Supply and Bridge Replacement

Project Purpose

Restore fish passage on Madonna Creek, provide alternative water supply to agricultural operations, and replace access bridges across Madonna Creek to enhance fisheries and habitat conditions.

FY24 Scope

Develop concept designs for habitat improvements and bridge replacement. If recommended, prepare for an alternative water supply to support agricultural operations.

FY25 Scope

Finalize designs, seek grant funding, and begin CEQA review.

FY26 Scope

Finalize CEQA and prepare permits applications.

SUMMARY OF ESTIMATED COSTS	Prior Year Actuals	FY23 Estimated Actuals	FY24 Budget	FY25 Projections	FY26 Projections	Estimated Future Years	Total
4000 - Staff Costs	\$ -	\$ 5,870	\$ 1,915	\$ 9,451	\$ 12,695	\$ -	\$ 29,931
5000-7000 - Service & Supplies	-	-	-	-	-	-	-
8100 - Real Estate Services	-	-	-	-	-	-	-
8200 - Architect/Engineering Services	68,417	-	75,000	90,000	60,000	90,000	383,417
8300 - Environmental/Planning Services	-	22,000	20,000	105,000	35,000	60,000	242,000
8400 - Inspection/Construction Monitoring	-	14,000	-	-	-	-	14,000
8500 - Permitting Fees	-	-	-	-	100,000	-	100,000
8600 - Construction	-	-	-	-	-	350,000	350,000
8700 - Vehicles & Equipment	-	-	-	-	-	-	-
8800 - Structures	-	-	-	-	-	-	-
Grand Total	\$ 68,417	\$ 41,870	\$ 96,915	\$ 204,451	\$ 207,695	\$ 500,000	\$ 1,119,348

FUNDING SOURCE	Prior Year Actuals	FY23 Estimated Actuals	FY24 Budget	FY25 Projections	FY26 Projections	Estimated Future Years	Total
10 - General Fund Operating	\$ -	\$ -	\$ -	\$ -	\$ -	\$ -	\$ -
20 - Hawthorn Fund	-	-	-	-	-	-	-
30 - Measure AA Capital	68,417	41,870	96,915	204,451	207,695	500,000	1,119,348
40 - General Fund Capital	-	-	-	-	-	-	-
Grants/Partnerships/Other	-	-	-	-	-	-	-
Grand Total	\$ 68,417	\$ 41,870	\$ 96,915	\$ 204,451	\$ 207,695	\$ 500,000	\$ 1,119,348

Program: Natural Resource Protection and Restoration
Project #: MAA02-004
Fund: 30 - Measure AA Capital

Operating Budget Impact: Yes
Area of Interest: Choose one if applicable

Stevens Creek Shoreline Nature Area Restoration

Project Purpose

Make phased habitat improvements and infrastructure changes to Midpen parcel that align with regional shoreline resiliency planning.

FY24 Scope

Continue site enhancements, monitoring and progress toward Phase 2. The scope of work and budget is subject to change following additional assessment from staff. Majority of scope and budget has been deferred to accommodate storm damage projects.

FY25 Scope

Continue site enhancements, monitoring and progress toward Phase 2. The scope of work and budget is subject to change following additional assessment from staff.

FY26 Scope

Continue site enhancements, monitoring and progress toward Phase 2. The scope of work and budget is subject to change following additional assessment from staff.

SUMMARY OF ESTIMATED COSTS	Prior Year Actuals	FY23 Estimated Actuals	FY24 Budget	FY25 Projections	FY26 Projections	Estimated Future Years	Total
4000 - Staff Costs	\$ -	\$ 5,086	\$ -	\$ 18,167	\$ 8,310	\$ 5,137	\$ 36,700
5000-7000 - Service & Supplies	-	-	-	-	-	-	-
8100 - Real Estate Services	-	-	-	-	-	-	-
8200 - Architect/Engineering Services	-	-	-	120,000	35,000	-	155,000
8300 - Environmental/Planning Services	-	-	35,000	280,000	135,000	100,000	550,000
8400 - Inspection/Construction Monitoring	-	-	-	-	-	-	-
8500 - Permitting Fees	-	-	-	-	-	-	-
8600 - Construction	-	-	25,000	-	-	-	25,000
8700 - Vehicles & Equipment	-	-	-	-	-	-	-
8800 - Structures	-	-	-	-	-	-	-
Grand Total	\$ -	\$ 5,086	\$ 60,000	\$ 418,167	\$ 178,310	\$ 105,137	\$ 766,700

FUNDING SOURCE	Prior Year Actuals	FY23 Estimated Actuals	FY24 Budget	FY25 Projections	FY26 Projections	Estimated Future Years	Total
10 - General Fund Operating	\$ -	\$ -	\$ -	\$ -	\$ -	\$ -	\$ -
20 - Hawthorn Fund	-	-	-	-	-	-	-
30 - Measure AA Capital	-	5,086	60,000	418,167	178,310	105,137	766,700
40 - General Fund Capital	-	-	-	-	-	-	-
Grants/Partnerships/Other	-	-	-	-	-	-	-
Grand Total	\$ -	\$ 5,086	\$ 60,000	\$ 418,167	\$ 178,310	\$ 105,137	\$ 766,700

Program: Natural Resource Protection and Restoration
Project #: MAA03-002
Fund: 30 - Measure AA Capital

Operating Budget Impact: Yes
Area of Interest: Choose one if applicable

Purisima Upland Site Cleanup and Soil Remediation

Project Purpose

Complete site cleanup and soil remediation around existing empty oil tank to protect natural resource values.

FY24 Scope

Finalize design, CEQA, and permitting. Begin the request for bids process for remediation project. The scope of work and budget is subject to change following additional assessment from staff. Moved construction to FY25.

FY25 Scope

Remediate former oil facility and other areas, clean up debris, and install erosion control as needed. The scope of work and budget is subject to change following additional assessment from staff.

FY26 Scope

Project largely completed in prior fiscal year. Monitor and maintain site for next few years. The scope of work and budget is subject to change following additional assessment from staff.

SUMMARY OF ESTIMATED COSTS	Prior Year Actuals	FY23 Estimated Actuals	FY24 Budget	FY25 Projections	FY26 Projections	Estimated Future Years	Total
4000 - Staff Costs	\$ 18,288	\$ 6,647	\$ 13,691	\$ -	\$ -	\$ -	\$ 38,626
5000-7000 - Service & Supplies	-	-	-	-	-	-	-
8100 - Real Estate Services	65,571	-	-	-	-	-	65,571
8200 - Architect/Engineering Services	87,911	50,000	30,000	30,000	-	-	197,911
8300 - Environmental/Planning Services	54,624	20,000	-	20,000	-	-	94,624
8400 - Inspection/Construction Monitoring	32,420	-	-	45,000	-	-	77,420
8500 - Permitting Fees	7,196	-	-	-	-	-	7,196
8600 - Construction	2,045	-	100,000	425,000	25,000	25,000	577,045
8700 - Vehicles & Equipment	-	-	-	-	-	-	-
8800 - Structures	-	-	-	-	-	-	-
Grand Total	\$ 268,055	\$ 76,647	\$ 143,691	\$ 520,000	\$ 25,000	\$ 25,000	\$ 1,058,393

FUNDING SOURCE	Prior Year Actuals	FY23 Estimated Actuals	FY24 Budget	FY25 Projections	FY26 Projections	Estimated Future Years	Total
10 - General Fund Operating	\$ -	\$ -	\$ -	\$ -	\$ -	\$ -	\$ -
20 - Hawthorn Fund	-	-	-	-	-	-	-
30 - Measure AA Capital	268,055	76,647	143,691	442,520	25,000	25,000	980,913
40 - General Fund Capital	-	-	-	-	-	-	-
Grants/Partnerships/Other	-	-	-	77,480	-	-	77,480
Grand Total	\$ 268,055	\$ 76,647	\$ 143,691	\$ 520,000	\$ 25,000	\$ 25,000	\$ 1,058,393

Program: Natural Resource Protection and Restoration
Project #: MAA03-007
Fund: 30 - Measure AA Capital

Operating Budget Impact: Yes
Area of Interest: Agriculture

Purisima-to-the-Sea Habitat Enhancement and Water Supply Improvement Plan

Project Purpose

Develop pond management plan for Purisima-to-the-Sea properties to enhance pond habitat for native wildlife and to improve water supply source that supports conservation grazing program.

FY24 Scope

Execute contract to implement stockwater infrastructure improvements. Begin permitting and design phase of pond reconstruction.

FY25 Scope

Complete stockwater infrastructure improvements. Develop habitat management plan.

FY26 Scope

Construction phase of pond reconstruction.

SUMMARY OF ESTIMATED COSTS	Prior Year Actuals	FY23 Estimated Actuals	FY24 Budget	FY25 Projections	FY26 Projections	Estimated Future Years	Total
4000 - Staff Costs	\$ -	\$ -	\$ -	\$ -	\$ -	\$ -	\$ -
5000-7000 - Service & Supplies	-	-	-	-	-	-	-
8100 - Real Estate Services	-	-	-	-	-	-	-
8200 - Architect/Engineering Services	-	-	100,000	-	35,000	-	135,000
8300 - Environmental/Planning Services	-	-	55,000	20,000	20,000	-	95,000
8400 - Inspection/Construction Monitoring	-	-	-	-	-	-	-
8500 - Permitting Fees	-	-	-	-	-	-	-
8600 - Construction	-	-	50,000	50,000	120,000	10,000	230,000
8700 - Vehicles & Equipment	-	-	-	-	-	-	-
8800 - Structures	-	-	-	-	-	-	-
Grand Total	\$ -	\$ -	\$ 205,000	\$ 70,000	\$ 175,000	\$ 10,000	\$ 460,000

FUNDING SOURCE	Prior Year Actuals	FY23 Estimated Actuals	FY24 Budget	FY25 Projections	FY26 Projections	Estimated Future Years	Total
10 - General Fund Operating	\$ -	\$ -	\$ -	\$ -	\$ -	\$ -	\$ -
20 - Hawthorn Fund	-	-	-	-	-	-	-
30 - Measure AA Capital	-	-	205,000	70,000	175,000	10,000	460,000
40 - General Fund Capital	-	-	-	-	-	-	-
Grants/Partnerships/Other	-	-	-	-	-	-	-
Grand Total	\$ -	\$ -	\$ 205,000	\$ 70,000	\$ 175,000	\$ 10,000	\$ 460,000

Program: Natural Resource Protection and Restoration
Project #: MAA03-011
Fund: 30 - Measure AA Capital

Operating Budget Impact: No
Area of Interest: Choose one if applicable

Lobitos Creek Fisheries Restoration

Project Purpose

Restore fish passage to the Lobitos Creek watershed through improvements on Highway 1 (Caltrans) and Lobitos Creek Road (San Mateo County).

FY24 Scope

Project deferred to FY26.

FY25 Scope

Project deferred to FY26.

FY26 Scope

Hire a consultant to collect topographic, habitat and other data to inform a high-level conceptual design and rough cost estimate for fish passage improvements across Highway 1.

SUMMARY OF ESTIMATED COSTS	Prior Year Actuals	FY23 Estimated Actuals	FY24 Budget	FY25 Projections	FY26 Projections	Estimated Future Years	Total
4000 - Staff Costs	\$ -	\$ -	\$ -	\$ -	\$ -	\$ 194,000	\$ 194,000
5000-7000 - Service & Supplies	-	-	-	-	-	-	-
8100 - Real Estate Services	-	-	-	-	-	-	-
8200 - Architect/Engineering Services	-	-	-	-	100,000	180,000	280,000
8300 - Environmental/Planning Services	-	-	-	-	-	85,000	85,000
8400 - Inspection/Construction Monitoring	-	-	-	-	-	-	-
8500 - Permitting Fees	-	-	-	-	55,000	40,000	95,000
8600 - Construction	-	-	-	-	-	-	-
8700 - Vehicles & Equipment	-	-	-	-	-	-	-
8800 - Structures	-	-	-	-	-	-	-
Grand Total	\$ -	\$ -	\$ -	\$ -	\$ 155,000	\$ 499,000	\$ 654,000

FUNDING SOURCE	Prior Year Actuals	FY23 Estimated Actuals	FY24 Budget	FY25 Projections	FY26 Projections	Estimated Future Years	Total
10 - General Fund Operating	\$ -	\$ -	\$ -	\$ -	\$ -	\$ -	\$ -
20 - Hawthorn Fund	-	-	-	-	-	-	-
30 - Measure AA Capital	-	-	-	-	155,000	499,000	654,000
40 - General Fund Capital	-	-	-	-	-	-	-
Grants/Partnerships/Other	-	-	-	-	-	-	-
Grand Total	\$ -	\$ -	\$ -	\$ -	\$ 155,000	\$ 499,000	\$ 654,000

Program: Natural Resource Protection and Restoration
Project #: MAA05-010
Fund: 30 - Measure AA Capital

Operating Budget Impact: Yes
Area of Interest: Fire Prevention

Restoration Forestry Demonstration Project

Project Purpose

Develop pilot project to restore degraded forest habitat and enhance fire resiliency.

FY24 Scope

Complete forest plan and road/sediment design. Begin procuring contractor services for fuels, roads, and forestry services.

FY25 Scope

Begin implementation of forest plan.

FY26 Scope

Continue implementation of forest plan.

SUMMARY OF ESTIMATED COSTS	Prior Year Actuals	FY23 Estimated Actuals	FY24 Budget	FY25 Projections	FY26 Projections	Estimated Future Years	Total
4000 - Staff Costs	\$ -	\$ 11,224	\$ 14,082	\$ -	\$ -	\$ -	\$ 25,306
5000-7000 - Service & Supplies	-	-	-	-	-	-	-
8100 - Real Estate Services	-	-	-	-	-	-	-
8200 - Architect/Engineering Services	-	-	15,000	-	-	-	15,000
8300 - Environmental/Planning Services	36,767	32,695	250,000	40,000	40,000	-	399,462
8400 - Inspection/Construction Monitoring	-	29,000	-	-	-	-	29,000
8500 - Permitting Fees	-	-	-	-	-	-	-
8600 - Construction	-	-	-	-	500,000	500,000	1,000,000
8700 - Vehicles & Equipment	-	-	-	-	-	-	-
8800 - Structures	-	-	-	-	-	-	-
Grand Total	\$ 36,767	\$ 72,919	\$ 279,082	\$ 40,000	\$ 540,000	\$ 500,000	\$ 1,468,768

FUNDING SOURCE	Prior Year Actuals	FY23 Estimated Actuals	FY24 Budget	FY25 Projections	FY26 Projections	Estimated Future Years	Total
10 - General Fund Operating	\$ -	\$ -	\$ -	\$ -	\$ -	\$ -	\$ -
20 - Hawthorn Fund	-	-	-	-	-	-	-
30 - Measure AA Capital	36,767	72,919	279,082	40,000	540,000	500,000	1,468,768
40 - General Fund Capital	-	-	-	-	-	-	-
Grants/Partnerships/Other	-	-	-	-	-	-	-
Grand Total	\$ 36,767	\$ 72,919	\$ 279,082	\$ 40,000	\$ 540,000	\$ 500,000	\$ 1,468,768

Program: Natural Resource Protection and Restoration
Project #: MAA05-011
Fund: 30 - Measure AA Capital

Operating Budget Impact: Yes
Area of Interest: Agriculture

Lone Madrone Ranch Fence Installation

Project Purpose

Install fence along property boundary of northeast neighbor to contain livestock on Midpen property and protect riparian areas. Install fence in Pasture 4 to protect sensitive habitat while continuing to support the conservation grazing program.

FY24 Scope

Conduct competitive bid process, select contractor, and award construction fence contract. Fencing scheduled to be completed in FY24.

FY25 Scope

Project completed in prior fiscal year(s).

FY26 Scope

Project completed in prior fiscal year(s).

SUMMARY OF ESTIMATED COSTS	Prior Year Actuals	FY23 Estimated Actuals	FY24 Budget	FY25 Projections	FY26 Projections	Estimated Future Years	Total
4000 - Staff Costs	\$ -	\$ -	\$ -	\$ -	\$ -	\$ -	\$ -
5000-7000 - Service & Supplies	-	-	-	-	-	-	-
8100 - Real Estate Services	-	-	-	-	-	-	-
8200 - Architect/Engineering Services	-	-	-	-	-	-	-
8300 - Environmental/Planning Services	-	13,000	10,000	-	-	-	23,000
8400 - Inspection/Construction Monitoring	-	-	3,750	-	-	-	3,750
8500 - Permitting Fees	-	-	-	-	-	-	-
8600 - Construction	63,364	50,000	117,500	-	-	-	230,864
8700 - Vehicles & Equipment	-	-	-	-	-	-	-
8800 - Structures	-	-	-	-	-	-	-
Grand Total	\$ 63,364	\$ 63,000	\$ 131,250	\$ -	\$ -	\$ -	\$ 257,614

FUNDING SOURCE	Prior Year Actuals	FY23 Estimated Actuals	FY24 Budget	FY25 Projections	FY26 Projections	Estimated Future Years	Total
10 - General Fund Operating	\$ -	\$ -	\$ -	\$ -	\$ -	\$ -	\$ -
20 - Hawthorn Fund	-	-	-	-	-	-	-
30 - Measure AA Capital	63,364	63,000	131,250	-	-	-	257,614
40 - General Fund Capital	-	-	-	-	-	-	-
Grants/Partnerships/Other	-	-	-	-	-	-	-
Grand Total	\$ 63,364	\$ 63,000	\$ 131,250	\$ -	\$ -	\$ -	\$ 257,614

Program: Natural Resource Protection and Restoration
Project #: MAA05-014
Fund: 30 - Measure AA Capital

Operating Budget Impact: No
Area of Interest: Agriculture

Lone Madrone Corrals

Project Purpose

Provide grazing tenant with functional corrals for unloading/loading, administering vaccinations and health checks of livestock on the Lone Madrone property. The property lacks accessible corrals for the onsite ranching tenant to ensure continuity of Midpen's conservation grazing program to maintain grassland habitats and reduce wildland fire fuel loads. This project would install new corrals that are accessible from the road and separated from future public access trails.

FY24 Scope

Project not yet started.

FY25 Scope

Prepare feasibility studies, determine location and prepare design documents, and complete CEQA review.

FY26 Scope

Bid, award contract and complete construction.

SUMMARY OF ESTIMATED COSTS	Prior Year Actuals	FY23 Estimated Actuals	FY24 Budget	FY25 Projections	FY26 Projections	Estimated Future Years	Total
4000 - Staff Costs	\$ -	\$ -	\$ -	\$ -	\$ -	\$ -	\$ -
5000-7000 - Service & Supplies	-	-	-	-	-	-	-
8100 - Real Estate Services	-	-	-	-	-	-	-
8200 - Architect/Engineering Services	-	-	-	-	-	-	-
8300 - Environmental/Planning Services	-	-	-	6,000	-	-	6,000
8400 - Inspection/Construction Monitoring	-	-	-	-	-	-	-
8500 - Permitting Fees	-	-	-	-	-	-	-
8600 - Construction	-	-	-	1,000	50,000	-	51,000
8700 - Vehicles & Equipment	-	-	-	-	-	-	-
8800 - Structures	-	-	-	-	-	-	-
Grand Total	\$ -	\$ -	\$ -	\$ 7,000	\$ 50,000	\$ -	\$ 57,000

FUNDING SOURCE	Prior Year Actuals	FY23 Estimated Actuals	FY24 Budget	FY25 Projections	FY26 Projections	Estimated Future Years	Total
10 - General Fund Operating	\$ -	\$ -	\$ -	\$ -	\$ -	\$ -	\$ -
20 - Hawthorn Fund	-	-	-	-	-	-	-
30 - Measure AA Capital	-	-	-	7,000	50,000	-	57,000
40 - General Fund Capital	-	-	-	-	-	-	-
Grants/Partnerships/Other	-	-	-	-	-	-	-
Grand Total	\$ -	\$ -	\$ -	\$ 7,000	\$ 50,000	\$ -	\$ 57,000

Program: Natural Resource Protection and Restoration
Project #: MAA07-008
Fund: 30 - Measure AA Capital

Operating Budget Impact: No
Area of Interest: Agriculture

Lower Turtle Pond Repair

Project Purpose

Repair important wildlife habitat and stock watering pond in Lower La Honda Creek Open Space Preserve.

FY24 Scope

Secure permits and begin implementing repairs to Lower Turtle Pond.

FY25 Scope

Finalize repairs to Lower Turtle Pond.

FY26 Scope

Project completed in prior fiscal year(s).

SUMMARY OF ESTIMATED COSTS	Prior Year Actuals	FY23 Estimated Actuals	FY24 Budget	FY25 Projections	FY26 Projections	Estimated Future Years	Total
4000 - Staff Costs	\$ -	\$ -	\$ 1,915	\$ 16,858	\$ -	\$ -	\$ 18,773
5000-7000 - Service & Supplies	-	-	-	-	-	-	-
8100 - Real Estate Services	-	-	-	-	-	-	-
8200 - Architect/Engineering Services	28,214	-	30,000	-	-	-	58,214
8300 - Environmental/Planning Services	18,188	-	24,000	-	-	-	42,188
8400 - Inspection/Construction Monitoring	-	-	-	-	-	-	-
8500 - Permitting Fees	-	-	-	-	-	-	-
8600 - Construction	-	-	150,000	100,000	-	-	250,000
8700 - Vehicles & Equipment	-	-	-	-	-	-	-
8800 - Structures	-	-	-	-	-	-	-
Grand Total	\$ 46,401	\$ -	\$ 205,915	\$ 116,858	\$ -	\$ -	\$ 369,174

FUNDING SOURCE	Prior Year Actuals	FY23 Estimated Actuals	FY24 Budget	FY25 Projections	FY26 Projections	Estimated Future Years	Total
10 - General Fund Operating	\$ -	\$ -	\$ -	\$ -	\$ -	\$ -	\$ -
20 - Hawthorn Fund	-	-	-	-	-	-	-
30 - Measure AA Capital	46,401	-	205,915	116,858	-	-	369,174
40 - General Fund Capital	-	-	-	-	-	-	-
Grants/Partnerships/Other	-	-	-	-	-	-	-
Grand Total	\$ 46,401	\$ -	\$ 205,915	\$ 116,858	\$ -	\$ -	\$ 369,174

Program: Natural Resource Protection and Restoration
Project #: MAA13-001
Fund: 30 - Measure AA Capital

Operating Budget Impact: Yes
Area of Interest: Agriculture

Cloverdale - Operational Road System Review and Repairs

Project Purpose

Use road inventory to determine what existing roads need to remain for operational purposes and what segments need repairs to keep the roads operational and protect surrounding watershed and habitats. Protect San Francisco garter snake habitat by moving existing ranch road away from wetland habitat. Decommission existing segment of ranch road in San Francisco garter snake habitat and replace by constructing a new road segment.

FY24 Scope

Project not yet started.

FY25 Scope

Pending acquisition in FY23, proceed with design and CEQA review of ranch road improvements. Prepare permits for submittal.

FY26 Scope

Continue permitting. Review results of the road inventory to identify the alignments that need to remain and be maintained long-term. Initiate technical studies. Develop a program for necessary repairs, realignments and decommissioning of road segments, with planned scopes, schedules and budget for implementation.

SUMMARY OF ESTIMATED COSTS	Prior Year Actuals	FY23 Estimated Actuals	FY24 Budget	FY25 Projections	FY26 Projections	Estimated Future Years	Total
4000 - Staff Costs	\$ -	\$ -	\$ -	\$ -	\$ 8,911	\$ -	\$ 8,911
5000-7000 - Service & Supplies	-	-	-	-	-	-	-
8100 - Real Estate Services	-	-	-	-	-	-	-
8200 - Architect/Engineering Services	-	-	-	70,000	65,000	50,000	185,000
8300 - Environmental/Planning Services	-	-	-	-	30,000	25,000	55,000
8400 - Inspection/Construction Monitoring	-	-	-	-	-	50,000	50,000
8500 - Permitting Fees	-	-	-	-	35,000	15,000	50,000
8600 - Construction	-	-	-	-	-	340,000	340,000
8700 - Vehicles & Equipment	-	-	-	-	-	-	-
8800 - Structures	-	-	-	-	-	-	-
Grand Total	\$ -	\$ -	\$ -	\$ 70,000	\$ 138,911	\$ 480,000	\$ 688,911

FUNDING SOURCE	Prior Year Actuals	FY23 Estimated Actuals	FY24 Budget	FY25 Projections	FY26 Projections	Estimated Future Years	Total
10 - General Fund Operating	\$ -	\$ -	\$ -	\$ -	\$ -	\$ -	\$ -
20 - Hawthorn Fund	-	-	-	-	-	-	-
30 - Measure AA Capital	-	-	-	70,000	138,911	480,000	688,911
40 - General Fund Capital	-	-	-	-	-	-	-
Grants/Partnerships/Other	-	-	-	-	-	-	-
Grand Total	\$ -	\$ -	\$ -	\$ 70,000	\$ 138,911	\$ 480,000	\$ 688,911

Program: Natural Resource Protection and Restoration
Project #: MAA13-XXX
Fund: 30 - Measure AA Capital

Operating Budget Impact: No
Area of Interest: Agriculture

Cloverdale Reservoir Monitoring Improvements

Project Purpose

Improve reservoir monitoring infrastructure to manage water for habitat and agriculture.

FY24 Scope

Execute Phase 1 of consultant contract to install flow meters on diversion outlet and hydraulic valves in Reservoirs 2 and 3.

FY25 Scope

Execute Phase 2 of consultant contract to assess hydraulic valve system at Reservoirs 2 and 3, repair diversion stream gage, and modify pump intake locations. Continue to map critical water infrastructure.

FY26 Scope

Finish infrastructure improvements.

SUMMARY OF ESTIMATED COSTS	Prior Year Actuals	FY23 Estimated Actuals	FY24 Budget	FY25 Projections	FY26 Projections	Estimated Future Years	Total
4000 - Staff Costs	\$ -	\$ -	\$ -	\$ -	\$ -	\$ -	\$ -
5000-7000 - Service & Supplies	-	-	-	-	-	-	-
8100 - Real Estate Services	-	-	-	-	-	-	-
8200 - Architect/Engineering Services	-	-	50,000	50,000	50,000	-	150,000
8300 - Environmental/Planning Services	-	-	10,000	10,000	20,000	-	40,000
8400 - Inspection/Construction Monitoring	-	-	-	-	-	-	-
8500 - Permitting Fees	-	-	15,000	15,000	25,000	-	55,000
8600 - Construction	-	-	12,500	12,500	25,000	-	50,000
8700 - Vehicles & Equipment	-	-	-	-	-	-	-
8800 - Structures	-	-	-	-	-	-	-
Grand Total	\$ -	\$ -	\$ 87,500	\$ 87,500	\$ 120,000	\$ -	\$ 295,000

FUNDING SOURCE	Prior Year Actuals	FY23 Estimated Actuals	FY24 Budget	FY25 Projections	FY26 Projections	Estimated Future Years	Total
10 - General Fund Operating	\$ -	\$ -	\$ -	\$ -	\$ -	\$ -	\$ -
20 - Hawthorn Fund	-	-	-	-	-	-	-
30 - Measure AA Capital	-	-	87,500	87,500	120,000	-	295,000
40 - General Fund Capital	-	-	-	-	-	-	-
Grants/Partnerships/Other	-	-	-	-	-	-	-
Grand Total	\$ -	\$ -	\$ 87,500	\$ 87,500	\$ 120,000	\$ -	\$ 295,000

Program: Natural Resource Protection and Restoration
Project #: MAA20-001
Fund: 30 - Measure AA Capital

Operating Budget Impact: Yes
Area of Interest: Choose one if applicable

Wildlife Corridor: Highway 17 Crossing

Project Purpose

Work with partners to develop, engineer, and implement wildlife crossing improvements at Highway 17 to provide safe movement for wildlife connecting over 30,000 acres of protected public lands.

FY24 Scope

Complete CEQA/NEPA. Work with Valley Transportation Agency as project delivery partner to prepare design plans and permit applications. Continue work on Mitigation Credit Agreement.

FY25 Scope

Continue to work with Valley Transportation Agency to finalize design plan and secure permits. Begin preparing bid package materials for implementation. Finalize work on Mitigation Credit Agreement.

FY26 Scope

Continue to work with Valley Transportation Agency, If project has Caltrans approval, has received permits and funding, solicit bids, award contract and begin construction.

SUMMARY OF ESTIMATED COSTS	Prior Year Actuals	FY23 Estimated Actuals	FY24 Budget	FY25 Projections	FY26 Projections	Estimated Future Years	Total
4000 - Staff Costs	\$ 66,868	\$ 22,156	\$ 30,154	\$ 785	\$ -	\$ -	\$ 119,963
5000-7000 - Service & Supplies	-	-	-	-	-	-	-
8100 - Real Estate Services	-	-	20,000	-	-	-	20,000
8200 - Architect/Engineering Services	243,639	-	750,000	1,500,000	750,000	-	3,243,639
8300 - Environmental/Planning Services	380,009	262,500	120,400	-	-	-	762,909
8400 - Inspection/Construction Monitoring	-	-	-	-	-	-	-
8500 - Permitting Fees	-	-	-	-	-	-	-
8600 - Construction	79,841	-	-	-	-	13,500,000	13,579,841
8700 - Vehicles & Equipment	-	-	-	-	-	-	-
8800 - Structures	-	-	-	-	-	-	-
Grand Total	\$ 770,357	\$ 284,656	\$ 920,554	\$ 1,500,785	\$ 750,000	\$ 13,500,000	\$ 17,726,352

FUNDING SOURCE	Prior Year Actuals	FY23 Estimated Actuals	FY24 Budget	FY25 Projections	FY26 Projections	Estimated Future Years	Total
10 - General Fund Operating	\$ -	\$ -	\$ -	\$ -	\$ -	\$ -	\$ -
20 - Hawthorn Fund	-	-	-	-	-	-	-
30 - Measure AA Capital	(510,140)	(115,344)	(2,448,949)	(1,499,215)	750,000	13,500,000	9,676,352
40 - General Fund Capital	-	-	-	-	-	-	-
Grants/Partnerships/Other	1,280,497	400,000	3,369,503	3,000,000	-	-	8,050,000
Grand Total	\$ 770,357	\$ 284,656	\$ 920,554	\$ 1,500,785	\$ 750,000	\$ 13,500,000	\$ 17,726,352

Program: Natural Resource Protection and Restoration
Project #: MAA21-007
Fund: 30 - Measure AA Capital

Operating Budget Impact: Yes
Area of Interest: Fire Prevention

Bear Creek Redwoods Preserve Plan: Invasive Weed Treatment and Restoration

Project Purpose

Implement targeted treatments under the Integrated Pest Management Plan to control invasive weed populations at Bear Creek Redwoods Open Space Preserve, and facilitate opening phases 2 and 3 of the preserve for public access. Implement targeted weed treatments to restore native habitats along roads and trails. Treatment sites are expected to require five years of treatment before requiring maintenance-level treatment (determined by species, habitat, infestation level and time span, and site-history).

FY24 Scope

Implement year five of targeted weed treatments at Bear Creek Redwoods Preserve to restore native habitats along roads and trails. Project is expected to require five years of treatment before habitats are restored to maintenance levels.

FY25 Scope

Complete second year of invasive species treatment in Phase 2 area of Bear Creek Redwoods.

FY26 Scope

Complete third year of invasive species treatment in Phase 2 area of Bear Creek Redwoods.

SUMMARY OF ESTIMATED COSTS	Prior Year Actuals	FY23 Estimated Actuals	FY24 Budget	FY25 Projections	FY26 Projections	Estimated Future Years	Total
4000 - Staff Costs	\$ 1,690	\$ 9,642	\$ 10,501	\$ -	\$ -	\$ -	\$ 21,833
5000-7000 - Service & Supplies	-	-	-	-	-	-	-
8100 - Real Estate Services	-	-	-	-	-	-	-
8200 - Architect/Engineering Services	-	-	-	-	-	-	-
8300 - Environmental/Planning Services	-	-	-	-	-	-	-
8400 - Inspection/Construction Monitoring	-	-	-	-	-	-	-
8500 - Permitting Fees	-	-	-	-	-	-	-
8600 - Construction	1,165,708	100,000	100,000	100,000	100,000	500,000	2,065,708
8700 - Vehicles & Equipment	-	-	-	-	-	-	-
8800 - Structures	-	-	-	-	-	-	-
Grand Total	\$ 1,167,398	\$ 109,642	\$ 110,501	\$ 100,000	\$ 100,000	\$ 500,000	\$ 2,087,541

FUNDING SOURCE	Prior Year Actuals	FY23 Estimated Actuals	FY24 Budget	FY25 Projections	FY26 Projections	Estimated Future Years	Total
10 - General Fund Operating	\$ -	\$ -	\$ -	\$ -	\$ -	\$ -	\$ -
20 - Hawthorn Fund	-	-	-	-	-	-	-
30 - Measure AA Capital	652,398	109,642	110,501	100,000	100,000	500,000	1,572,541
40 - General Fund Capital	-	-	-	-	-	-	-
Grants/Partnerships/Other	515,000	-	-	-	-	-	515,000
Grand Total	\$ 1,167,398	\$ 109,642	\$ 110,501	\$ 100,000	\$ 100,000	\$ 500,000	\$ 2,087,541

Program: Natural Resource Protection and Restoration
Project #: MAA21-010
Fund: 30 - Measure AA Capital

Operating Budget Impact: Yes
Area of Interest: Choose one if applicable

Bear Creek Redwoods Landfill Characterization and Remediation

Project Purpose

Remediate former landfill to restore natural open space values, protect public health and safety, and allow for Phase 2 public access at Bear Creek Redwoods.

FY24 Scope

Implement remedial design and cleanup.

FY25 Scope

Project completed in prior fiscal year(s).

FY26 Scope

Project completed in prior fiscal year(s).

SUMMARY OF ESTIMATED COSTS	Prior Year Actuals	FY23 Estimated Actuals	FY24 Budget	FY25 Projections	FY26 Projections	Estimated Future Years	Total
4000 - Staff Costs	\$ -	\$ 6,642	\$ 9,573	\$ -	\$ -	\$ -	\$ 16,215
5000-7000 - Service & Supplies	-	-	-	-	-	-	-
8100 - Real Estate Services	-	-	-	-	-	-	-
8200 - Architect/Engineering Services	-	-	-	-	-	-	-
8300 - Environmental/Planning Services	132,135	107,000	50,000	-	-	-	289,135
8400 - Inspection/Construction Monitoring	-	-	-	-	-	-	-
8500 - Permitting Fees	-	-	-	-	-	-	-
8600 - Construction	-	-	160,000	-	-	-	160,000
8700 - Vehicles & Equipment	-	-	-	-	-	-	-
8800 - Structures	-	-	-	-	-	-	-
Grand Total	\$ 132,135	\$ 113,642	\$ 219,573	\$ -	\$ -	\$ -	\$ 465,350

FUNDING SOURCE	Prior Year Actuals	FY23 Estimated Actuals	FY24 Budget	FY25 Projections	FY26 Projections	Estimated Future Years	Total
10 - General Fund Operating	\$ -	\$ -	\$ -	\$ -	\$ -	\$ -	\$ -
20 - Hawthorn Fund	-	-	-	-	-	-	-
30 - Measure AA Capital	132,135	113,642	219,573	-	-	-	465,350
40 - General Fund Capital	-	-	-	-	-	-	-
Grants/Partnerships/Other	-	-	-	-	-	-	-
Grand Total	\$ 132,135	\$ 113,642	\$ 219,573	\$ -	\$ -	\$ -	\$ 465,350

Program: Natural Resource Protection and Restoration
Project #: VP22-002
Fund: 40 - General Fund Capital

Operating Budget Impact: Yes
Area of Interest: Choose one if applicable

Alma Bridge Road Wildlife Passage

Project Purpose

Partner with Santa Clara County to complete CEQA, design, permitting and implementation to provide safe passage for wildlife (newts). Midpen will retain a consultant to provide CEQA and design services to provide safe passage for newts across Alma Bridge Road. Implementation to be led by Midpen or county. Long term operation and maintenance to shift to county.

FY24 Scope

In partnership with Santa Clara County, select preferred alternative(s) and begin CEQA, design and permitting.

FY25 Scope

Complete design, CEQA review and permitting. If funding is available, solicit bids for construction of a capital project to install wildlife crossing structure(s).

FY26 Scope

If funding is available, award construction bid and complete capital project to install wildlife crossing structure(s) and begin effectiveness monitoring.

SUMMARY OF ESTIMATED COSTS	Prior Year Actuals	FY23 Estimated Actuals	FY24 Budget	FY25 Projections	FY26 Projections	Estimated Future Years	Total
4000 - Staff Costs	\$ -	\$ -	\$ -	\$ -	\$ -	\$ -	\$ -
5000-7000 - Service & Supplies	-	-	-	-	-	-	-
8100 - Real Estate Services	-	-	-	-	-	-	-
8200 - Architect/Engineering Services	-	-	500,000	250,000	-	-	750,000
8300 - Environmental/Planning Services	-	-	-	-	-	130,000	130,000
8400 - Inspection/Construction Monitoring	-	-	-	-	-	-	-
8500 - Permitting Fees	-	-	-	-	-	-	-
8600 - Construction	-	-	-	-	1,250,000	-	1,250,000
8700 - Vehicles & Equipment	-	-	-	-	-	-	-
8800 - Structures	-	-	-	-	-	-	-
Grand Total	\$ -	\$ -	\$ 500,000	\$ 250,000	\$ 1,250,000	\$ 130,000	\$ 2,130,000

FUNDING SOURCE	Prior Year Actuals	FY23 Estimated Actuals	FY24 Budget	FY25 Projections	FY26 Projections	Estimated Future Years	Total
10 - General Fund Operating	\$ -	\$ -	\$ -	\$ -	\$ -	\$ -	\$ -
20 - Hawthorn Fund	-	-	-	-	-	-	-
30 - Measure AA Capital	-	-	-	-	-	-	-
40 - General Fund Capital	-	-	500,000	250,000	1,250,000	130,000	2,130,000
Grants/Partnerships/Other	-	-	-	-	-	-	-
Grand Total	\$ -	\$ -	\$ 500,000	\$ 250,000	\$ 1,250,000	\$ 130,000	\$ 2,130,000

Program: Natural Resource Protection and Restoration
Project #: XXXXX
Fund: 10 - General Fund Operating

Operating Budget Impact: No
Area of Interest: Fire Prevention

Long Ridge Forest Health Treatment

Project Purpose

Restore oak woodland habitat to improve resilience to climate change impacts and fire by removing encroaching Douglas fir that is overtopping the hardwoods.

FY24 Scope

Secure grant funding for Douglas fir removal.

FY25 Scope

Develop a treatment plan and begin CEQA analysis for Douglas fir removal and restoration of the oak woodland habitat.

FY26 Scope

Complete CEQA process.

SUMMARY OF ESTIMATED COSTS	Prior Year Actuals	FY23 Estimated Actuals	FY24 Budget	FY25 Projections	FY26 Projections	Estimated Future Years	Total
4000 - Staff Costs	\$ -	\$ -	\$ -	\$ -	\$ -	\$ -	\$ -
5000-7000 - Service & Supplies	-	-	50,000	5,000	5,000	35,000	95,000
8100 - Real Estate Services	-	-	-	-	-	-	-
8200 - Architect/Engineering Services	-	-	-	-	-	-	-
8300 - Environmental/Planning Services	-	-	-	-	-	-	-
8400 - Inspection/Construction Monitoring	-	-	-	-	-	-	-
8500 - Permitting Fees	-	-	-	-	-	-	-
8600 - Construction	-	-	-	-	-	-	-
8700 - Vehicles & Equipment	-	-	-	-	-	-	-
8800 - Structures	-	-	-	-	-	-	-
Grand Total	\$ -	\$ -	\$ 50,000	\$ 5,000	\$ 5,000	\$ 35,000	\$ 95,000

FUNDING SOURCE	Prior Year Actuals	FY23 Estimated Actuals	FY24 Budget	FY25 Projections	FY26 Projections	Estimated Future Years	Total
10 - General Fund Operating	\$ -	\$ -	\$ 50,000	\$ 5,000	\$ 5,000	\$ 35,000	\$ 95,000
20 - Hawthorn Fund	-	-	-	-	-	-	-
30 - Measure AA Capital	-	-	-	-	-	-	-
40 - General Fund Capital	-	-	-	-	-	-	-
Grants/Partnerships/Other	-	-	-	-	-	-	-
Grand Total	\$ -	\$ -	\$ 50,000	\$ 5,000	\$ 5,000	\$ 35,000	\$ 95,000

Program: Natural Resource Protection and Restoration
Project #: XXXXX
Fund: 10 - General Fund Operating

Operating Budget Impact: No
Area of Interest: Choose one if applicable

Miramontes Ridge - Johnston Ranch Ponds

Project Purpose

Pond berm damaged in storm. Erosion from overtopping was addressed in the emergency work.

FY24 Scope

Complete CEQA review. Repairs pond berm. The scope of work and budget is subject to change following additional assessment from FEMA and staff.

FY25 Scope

Project completed in prior fiscal year(s).

FY26 Scope

Project completed in prior fiscal year(s).

SUMMARY OF ESTIMATED COSTS	Prior Year Actuals	FY23 Estimated Actuals	FY24 Budget	FY25 Projections	FY26 Projections	Estimated Future Years	Total
4000 - Staff Costs	\$ -	\$ -	\$ -	\$ -	\$ -	\$ -	\$ -
5000-7000 - Service & Supplies	-	-	25,000	-	-	-	25,000
8100 - Real Estate Services	-	-	-	-	-	-	-
8200 - Architect/Engineering Services	-	-	-	-	-	-	-
8300 - Environmental/Planning Services	-	-	-	-	-	-	-
8400 - Inspection/Construction Monitoring	-	-	-	-	-	-	-
8500 - Permitting Fees	-	-	-	-	-	-	-
8600 - Construction	-	-	-	-	-	-	-
8700 - Vehicles & Equipment	-	-	-	-	-	-	-
8800 - Structures	-	-	-	-	-	-	-
Grand Total	\$ -	\$ -	\$ 25,000	\$ -	\$ -	\$ -	\$ 25,000

FUNDING SOURCE	Prior Year Actuals	FY23 Estimated Actuals	FY24 Budget	FY25 Projections	FY26 Projections	Estimated Future Years	Total
10 - General Fund Operating	\$ -	\$ -	\$ 25,000	\$ -	\$ -	\$ -	\$ 25,000
20 - Hawthorn Fund	-	-	-	-	-	-	-
30 - Measure AA Capital	-	-	-	-	-	-	-
40 - General Fund Capital	-	-	-	-	-	-	-
Grants/Partnerships/Other	-	-	-	-	-	-	-
Grand Total	\$ -	\$ -	\$ 25,000	\$ -	\$ -	\$ -	\$ 25,000

Program: Natural Resource Protection and Restoration
Project #: XXXXX
Fund: 40 - General Fund Capital

Operating Budget Impact: No
Area of Interest: Choose one if applicable

Miramontes Ridge - Madonna Creek Dam Repair

Project Purpose

Downstream face of dam partially washed away when dam was overtopped. Repair will require additional work to stabilize dam.

FY24 Scope

Complete CEQA review. Repair and stabilize downstream face of dam. The scope of work and budget is subject to change following additional assessment from FEMA and staff.

FY25 Scope

Repair and stabilize downstream face of dam. The scope of work and budget is subject to change following additional assessment from FEMA and staff.

FY26 Scope

Project completed in prior fiscal year(s).

SUMMARY OF ESTIMATED COSTS	Prior Year Actuals	FY23 Estimated Actuals	FY24 Budget	FY25 Projections	FY26 Projections	Estimated Future Years	Total
4000 - Staff Costs	\$ -	\$ -	\$ -	\$ -	\$ -	\$ -	\$ -
5000-7000 - Service & Supplies	-	-	-	-	-	-	-
8100 - Real Estate Services	-	-	-	-	-	-	-
8200 - Architect/Engineering Services	-	-	-	-	-	-	-
8300 - Environmental/Planning Services	-	-	-	-	-	-	-
8400 - Inspection/Construction Monitoring	-	-	-	-	-	-	-
8500 - Permitting Fees	-	-	-	-	-	-	-
8600 - Construction	-	-	200,000	200,000	-	-	400,000
8700 - Vehicles & Equipment	-	-	-	-	-	-	-
8800 - Structures	-	-	-	-	-	-	-
Grand Total	\$ -	\$ -	\$ 200,000	\$ 200,000	\$ -	\$ -	\$ 400,000

FUNDING SOURCE	Prior Year Actuals	FY23 Estimated Actuals	FY24 Budget	FY25 Projections	FY26 Projections	Estimated Future Years	Total
10 - General Fund Operating	\$ -	\$ -	\$ -	\$ -	\$ -	\$ -	\$ -
20 - Hawthorn Fund	-	-	-	-	-	-	-
30 - Measure AA Capital	-	-	-	-	-	-	-
40 - General Fund Capital	-	-	200,000	200,000	-	-	400,000
Grants/Partnerships/Other	-	-	-	-	-	-	-
Grand Total	\$ -	\$ -	\$ 200,000	\$ 200,000	\$ -	\$ -	\$ 400,000

Program: Natural Resource Protection and Restoration
Project #: XXXXX
Fund: 10 - General Fund Operating

Operating Budget Impact: No
Area of Interest: Choose one if applicable

Miramontes Ridge - Madonna Creek Stables

Project Purpose

Culvert failure and creek channel failure near stables. Repair or replace culvert and repair approximately 1500' of channel.

FY24 Scope

Complete CEQA review. Repair or replace culvert and repair approximately 1500' of channel. The scope of work and budget is subject to change following additional assessment from FEMA and staff.

FY25 Scope

Repair or replace culvert and repair approximately 1500' of channel. The scope of work and budget is subject to change following additional assessment from FEMA and staff.

FY26 Scope

Repair or replace culvert and repair approximately 1500' of channel. The scope of work and budget is subject to change following additional assessment from FEMA and staff.

SUMMARY OF ESTIMATED COSTS	Prior Year Actuals	FY23 Estimated Actuals	FY24 Budget	FY25 Projections	FY26 Projections	Estimated Future Years	Total
4000 - Staff Costs	\$ -	\$ -	\$ -	\$ -	\$ -	\$ -	\$ -
5000-7000 - Service & Supplies	-	-	10,000	10,000	10,000	-	30,000
8100 - Real Estate Services	-	-	-	-	-	-	-
8200 - Architect/Engineering Services	-	-	-	-	-	-	-
8300 - Environmental/Planning Services	-	-	-	-	-	-	-
8400 - Inspection/Construction Monitoring	-	-	-	-	-	-	-
8500 - Permitting Fees	-	-	-	-	-	-	-
8600 - Construction	-	-	-	-	-	-	-
8700 - Vehicles & Equipment	-	-	-	-	-	-	-
8800 - Structures	-	-	-	-	-	-	-
Grand Total	\$ -	\$ -	\$ 10,000	\$ 10,000	\$ 10,000	\$ -	\$ 30,000

FUNDING SOURCE	Prior Year Actuals	FY23 Estimated Actuals	FY24 Budget	FY25 Projections	FY26 Projections	Estimated Future Years	Total
10 - General Fund Operating	\$ -	\$ -	\$ 10,000	\$ 10,000	\$ 10,000	\$ -	\$ 30,000
20 - Hawthorn Fund	-	-	-	-	-	-	-
30 - Measure AA Capital	-	-	-	-	-	-	-
40 - General Fund Capital	-	-	-	-	-	-	-
Grants/Partnerships/Other	-	-	-	-	-	-	-
Grand Total	\$ -	\$ -	\$ 10,000	\$ 10,000	\$ 10,000	\$ -	\$ 30,000

Program: Natural Resource Protection and Restoration
Project #: XXXXX
Fund: 10 - General Fund Operating

Operating Budget Impact: Yes
Area of Interest: Fire Prevention

Prescribed Fire Plan Implementation

Project Purpose

Reintroduction of fire as a natural process for ecosystem resiliency and fire management.

FY24 Scope

Identify areas for prescribed fire. Draft up to two burn plans and implement at least one burn. Monitor and implement corrective actions, as needed. The scope of work and budget is subject to change following additional assessment from staff.

FY25 Scope

Identify areas for prescribed fire. Draft up to three burn plans depending on prior years implementation and implement at least one burn. Monitor and implement corrective actions, as needed. The scope of work and budget is subject to change following additional assessment from staff.

FY26 Scope

Identify areas for prescribed fire. Draft up to three burn plans depending on prior years implementation and implement at least one burn. Monitor and implement corrective actions, as needed. The scope of work and budget is subject to change following additional assessment from staff.

SUMMARY OF ESTIMATED COSTS	Prior Year Actuals	FY23 Estimated Actuals	FY24 Budget	FY25 Projections	FY26 Projections	Estimated Future Years	Total
4000 - Staff Costs	\$ -	\$ -	\$ -	\$ -	\$ -	\$ -	\$ -
5000-7000 - Service & Supplies	-	-	37,500	75,000	75,000	37,500	225,000
8100 - Real Estate Services	-	-	-	-	-	-	-
8200 - Architect/Engineering Services	-	-	-	-	-	-	-
8300 - Environmental/Planning Services	-	-	-	-	-	-	-
8400 - Inspection/Construction Monitoring	-	-	-	-	-	-	-
8500 - Permitting Fees	-	-	-	-	-	-	-
8600 - Construction	-	-	-	-	-	-	-
8700 - Vehicles & Equipment	-	-	-	-	-	-	-
8800 - Structures	-	-	-	-	-	-	-
Grand Total	\$ -	\$ -	\$ 37,500	\$ 75,000	\$ 75,000	\$ 37,500	\$ 225,000

FUNDING SOURCE	Prior Year Actuals	FY23 Estimated Actuals	FY24 Budget	FY25 Projections	FY26 Projections	Estimated Future Years	Total
10 - General Fund Operating	\$ -	\$ -	\$ 37,500	\$ 30,000	\$ 30,000	\$ 37,500	\$ 135,000
20 - Hawthorn Fund	-	-	-	-	-	-	-
30 - Measure AA Capital	-	-	-	-	-	-	-
40 - General Fund Capital	-	-	-	-	-	-	-
Grants/Partnerships/Other	-	-	-	45,000	45,000	-	90,000
Grand Total	\$ -	\$ -	\$ 37,500	\$ 75,000	\$ 75,000	\$ 37,500	\$ 225,000

Program: Natural Resource Protection and Restoration
Project #: XXXXX
Fund: 40 - General Fund Capital

Operating Budget Impact: No
Area of Interest: Choose one if applicable

Purisima Creek Redwoods - Purisima Ponds

Project Purpose

Pond berm was damaged due to erosion from overtopping, and a full rebuild will be necessary.

FY24 Scope

Rebuild pond berm. The scope of work and budget is subject to change following additional assessment from FEMA and staff.

FY25 Scope

Rebuild pond berm. The scope of work and budget is subject to change following additional assessment from FEMA and staff.

FY26 Scope

Rebuild pond berm. The scope of work and budget is subject to change following additional assessment from FEMA and staff.

SUMMARY OF ESTIMATED COSTS	Prior Year Actuals	FY23 Estimated Actuals	FY24 Budget	FY25 Projections	FY26 Projections	Estimated Future Years	Total
4000 - Staff Costs	\$ -	\$ -	\$ -	\$ -	\$ -	\$ -	\$ -
5000-7000 - Service & Supplies	-	-	-	-	-	-	-
8100 - Real Estate Services	-	-	-	-	-	-	-
8200 - Architect/Engineering Services	-	-	-	-	-	-	-
8300 - Environmental/Planning Services	-	-	-	-	-	-	-
8400 - Inspection/Construction Monitoring	-	-	-	-	-	-	-
8500 - Permitting Fees	-	-	-	-	-	-	-
8600 - Construction	-	-	100,000	100,000	100,000	-	300,000
8700 - Vehicles & Equipment	-	-	-	-	-	-	-
8800 - Structures	-	-	-	-	-	-	-
Grand Total	\$ -	\$ -	\$ 100,000	\$ 100,000	\$ 100,000	\$ -	\$ 300,000

FUNDING SOURCE	Prior Year Actuals	FY23 Estimated Actuals	FY24 Budget	FY25 Projections	FY26 Projections	Estimated Future Years	Total
10 - General Fund Operating	\$ -	\$ -	\$ -	\$ -	\$ -	\$ -	\$ -
20 - Hawthorn Fund	-	-	-	-	-	-	-
30 - Measure AA Capital	-	-	-	-	-	-	-
40 - General Fund Capital	-	-	100,000	100,000	100,000	-	300,000
Grants/Partnerships/Other	-	-	-	-	-	-	-
Grand Total	\$ -	\$ -	\$ 100,000	\$ 100,000	\$ 100,000	\$ -	\$ 300,000

Program: Natural Resource Protection and Restoration
Project #: XXXXX
Fund: 10 - General Fund Operating

Operating Budget Impact: No
Area of Interest: Choose one if applicable

Restoration Prioritization and Implementation of Mitigation Policy

Project Purpose

Identify restoration priorities and assemble eligible mitigation projects for future offsets and to secure mitigation funds consistent with the Mitigation Policy.

FY24 Scope

Compile list, type, size and timing of priority restoration projects and sites.

FY25 Scope

Identify and prioritize additional restoration projects as needed to meet mitigation requests and needs. Design for and plan first set of restoration mitigation projects.

FY26 Scope

Continue to design and plan projects as needs arise.

SUMMARY OF ESTIMATED COSTS	Prior Year Actuals	FY23 Estimated Actuals	FY24 Budget	FY25 Projections	FY26 Projections	Estimated Future Years	Total
4000 - Staff Costs	\$ -	\$ -	\$ -	\$ -	\$ -	\$ -	\$ -
5000-7000 - Service & Supplies	-	-	50,000	100,000	100,000	500,000	750,000
8100 - Real Estate Services	-	-	-	-	-	-	-
8200 - Architect/Engineering Services	-	-	-	-	-	-	-
8300 - Environmental/Planning Services	-	-	-	-	-	-	-
8400 - Inspection/Construction Monitoring	-	-	-	-	-	-	-
8500 - Permitting Fees	-	-	-	-	-	-	-
8600 - Construction	-	-	-	-	-	-	-
8700 - Vehicles & Equipment	-	-	-	-	-	-	-
8800 - Structures	-	-	-	-	-	-	-
Grand Total	\$ -	\$ -	\$ 50,000	\$ 100,000	\$ 100,000	\$ 500,000	\$ 750,000

FUNDING SOURCE	Prior Year Actuals	FY23 Estimated Actuals	FY24 Budget	FY25 Projections	FY26 Projections	Estimated Future Years	Total
10 - General Fund Operating	\$ -	\$ -	\$ 50,000	\$ 100,000	\$ 100,000	\$ 500,000	\$ 750,000
20 - Hawthorn Fund	-	-	-	-	-	-	-
30 - Measure AA Capital	-	-	-	-	-	-	-
40 - General Fund Capital	-	-	-	-	-	-	-
Grants/Partnerships/Other	-	-	-	-	-	-	-
Grand Total	\$ -	\$ -	\$ 50,000	\$ 100,000	\$ 100,000	\$ 500,000	\$ 750,000

Program: Natural Resource Protection and Restoration
Project #: XXXXX
Fund: 40 - General Fund Capital

Operating Budget Impact: No
Area of Interest: Choose one if applicable

San Gregorio Creek Fish Habitat Enhancement

Project Purpose

Enhance instream salmonid habitat in San Gregorio Creek at apple orchard by installing large woody debris.

FY24 Scope

Hire San Mateo Resource Conservation District to lead project implementation, including CEQA and permitting. Begin construction summer 2024.

FY25 Scope

Complete construction.

FY26 Scope

Conduct Year 1 of 5 of post-construction monitoring.

SUMMARY OF ESTIMATED COSTS	Prior Year Actuals	FY23 Estimated Actuals	FY24 Budget	FY25 Projections	FY26 Projections	Estimated Future Years	Total
4000 - Staff Costs	\$ -	\$ -	\$ -	\$ -	\$ -	\$ -	\$ -
5000-7000 - Service & Supplies	-	-	-	-	-	-	-
8100 - Real Estate Services	-	-	-	-	-	-	-
8200 - Architect/Engineering Services	-	-	63,250	21,500	-	-	84,750
8300 - Environmental/Planning Services	-	-	50,000	-	5,000	5,000	60,000
8400 - Inspection/Construction Monitoring	-	-	-	28,750	-	-	28,750
8500 - Permitting Fees	-	-	-	-	-	-	-
8600 - Construction	-	-	17,250	97,750	-	-	115,000
8700 - Vehicles & Equipment	-	-	-	-	-	-	-
8800 - Structures	-	-	-	-	-	-	-
Grand Total	\$ -	\$ -	\$ 130,500	\$ 148,000	\$ 5,000	\$ 5,000	\$ 288,500

FUNDING SOURCE	Prior Year Actuals	FY23 Estimated Actuals	FY24 Budget	FY25 Projections	FY26 Projections	Estimated Future Years	Total
10 - General Fund Operating	\$ -	\$ -	\$ -	\$ -	\$ -	\$ -	\$ -
20 - Hawthorn Fund	-	-	-	-	-	-	-
30 - Measure AA Capital	-	-	-	-	-	-	-
40 - General Fund Capital	-	-	130,500	148,000	5,000	5,000	288,500
Grants/Partnerships/Other	-	-	-	-	-	-	-
Grand Total	\$ -	\$ -	\$ 130,500	\$ 148,000	\$ 5,000	\$ 5,000	\$ 288,500



Public Access, Education and Outreach



	New in FY24	Continuing for FY24	Total in FY24
Number of Projects	9	26	35
Total CIAP Budget	\$2,023,772	\$9,380,043	\$11,403,815
*Fund 10	0	5	5
Fund 30	5	13	18
Fund 40	4	8	12

*Excludes supporting projects

Project #	Project Name	Fiscal Year	FY24	FY25	FY26	Three-Year Total
*31901	ADA Barrier Removal	FY24-FY26	30,000	1,525,000	50,000	1,605,000
31903	Hwy 35 Multi-Use Trail Crossing and Parking (Phase 1 Feasibility Study, Phase 2 Concept Design, Phase 3 Final Design)	FY24-FY26	90,000	75,000	175,000	340,000
31907	Johnston Ranch Loop Trail and Parking Area	FY25-FY26		110,000	135,000	245,000
31908	Long Ridge Parking - Feasibility Study	FY26		0	75,000	75,000
*35006	Kennedy Trailhead Parking Area Improvement	FY25-FY26		35,000	80,000	115,000
35008	Kennedy Trail Retaining Wall	FY25-FY26		147,000	73,000	220,000
*35013	Fremont Older Parking Area Improvements	FY25-FY26		58,000	17,000	75,000

35014	Guadalupe Creek Crossing Replacement	FY24-FY26	116,000	52,000	215,000	383,000
*35015	Rancho San Antonio Road Repair	FY25-FY26		226,000	111,000	337,000
*61025	FFO Trail Bridge Replacements	FY24-FY25	40,000	54,000		94,000
61027	Rancho San Antonio ADA Path to Deer Hollow Farm	FY24-FY26	183,000	157,000	112,000	452,000
61029	Monte Bello Black Mountain Trail Extension	FY24-FY26	50,000	100,000	155,000	305,000
MAA03-009	Purisima-to-the-Sea Parking	FY24-FY26	151,056	182,726	130,068	463,850
MAA03-010	Purisima-to-the-Sea Trail	FY24-FY26	115,749	265,954	161,733	543,436
MAA03-012	Purisima Preserve Comprehensive Use and Management Plan	FY24-FY25	30,000	30,000		60,000
MAA05-007	La Honda Creek Phase 2 Trail Connections	FY24-FY26	201,412	302,082	360,672	864,166
MAA05-008	La Honda Creek White Barn Structural Rehabilitation	FY24	258,543			258,543
MAA05-009	La Honda Creek Redwood Cabin Removal and Site Restoration	FY24	19,401			19,401
MAA05-012	Paulin Culvert/Bridge Improvements	FY24-FY26	168,556	63,194	12,737	244,487
MAA05-013	La Honda Parking and Trailhead Access – Phase 2 Implementation	FY26			111,875	111,875
MAA06-002	Hawthorns Area Plan	FY24-FY26	293,670	109,514	51,560	454,744
MAA10-001	Alpine Road Regional Trail, Coal Creek	FY24-FY26	1,106,763	30,000	20,000	1,156,763
MAA11-003	Rancho San Antonio Multimodal Access - Implementation (MAA Eligible)	FY24-FY25	25,000			25,000
MAA11-XXX	Rancho San Antonio Deer Hollow Farm Restroom	FY24-FY26	25,867	44,866	83,500	154,233
MAA16-001	Long Ridge Trail Connection to Eagle Rock and Devils Canyon	FY24-FY26	65,000	175,000	323,726	563,726
MAA17-XXX	Upper Stevens Creek Trail Connection	FY24-FY26	65,000	50,000	48,911	163,911
MAA20-002	Bay Area Ridge Trail: Highway 17 Crossing	FY24-FY26	1,067,716	1,551,987	1,088,787	3,708,490
MAA20-004	Spooky Knoll Trail and Other New Hwy 17 Trail Connections	FY24-FY25	251,224	249,949		501,173
MAA21-004	Bear Creek Stables Project	FY24-FY25	138,105	4,498,398		4,636,503
MAA21-006	Bear Creek Redwoods - Alma College Cultural Landscape Rehabilitation	FY24-FY26	159,887	84,038	30,713	274,638
MAA21-011	Phase 2 Trail Improvements, Bear Creek Redwoods	FY24-FY26	2,788,766	681,000	2,000	3,471,766
VP05-002	La Honda Creek Parking and Trailhead Access - Phase 1 Feasibility Study and CEQA Review	FY24-FY25	89,000	100,000		189,000

VP07-XXX	La Honda Parking Area - South Area	FY25-FY26		50,000	50,000	100,000
VP11-001	Rancho San Antonio Multimodal Access - Implementation (Non-MAA Funded)	FY24-FY25	50,000	10,000		60,000
VP14-001	California Riding & Hiking Trails	FY24	6,000			6,000
VP21-005	Bear Creek Redwoods North Parking Area	FY24-FY26	105,000	80,000	870,500	1,055,500
**XXXXX	Bear Creek Redwoods - Alma Trail Slide	FY24	60,000			60,000
**XXXXX	Bear Creek Redwoods - Parking Lot Culvert	FY24-FY25	761,000	761,000		1,522,000
**XXXXX	District-wide Culvert Repair Permanent Work	FY24-FY26	26,500	26,500	26,500	79,500
**XXXXX	District-wide Trail Repair Permanent Work	FY24-FY26	53,600	53,600	53,600	160,800
**XXXXX	El Corte de Madera - Spring Board Trail Culvert and Bridge	FY24	1,329,000			1,329,000
**XXXXX	Purisima Creek Road Vehicle Access	FY24-FY26	1,440,000	1,715,000	2,850,000	6,005,000
**XXXXX	Sierra Azul - Limekiln Trail Slide	FY24	43,000			43,000
XXXXX	Visitor Use Management and Carrying Capacity	FY24-FY26	0	0	25,000	25,000
Total			11,403,815	13,653,808	13,653,808	32,557,505

*Project scope of work, budget, and staff capacity is subject to change following additional assessment from FEMA to address storm damage projects.

**Storm damage project

*Supporting Projects

Project Name	Project Purpose	Lead Department	Fiscal Year
Cloverdale Interim Public Access	Public access to Cloverdale has been provided under POST ownership for years at the Wilbur's Watch parking lot and trailhead along Pigeon Point Road, South of Pescadero. This access will continue under Midpen management following ownership of the property. Provide additional public access to Cloverdale through a three-phased approach that includes community field days, Docent Naturalist-led hikes, and limited permit access.	Visitor Services	FY24/FY25
Middle Stevens Creek Trail Connection	Partner with Santa Clara County Parks, Friends of Stevens Creek Trail, and the City of Cupertino to secure land rights for the middle section of the Stevens Creek Trail from Linda Vista Park to Stevens Creek County Park.	Real Property	FY24
Purisima Preserve Multimodal Access - Implementation	Implement transportation demand management strategies at Purisima Creek Redwoods Preserve to reduce parking challenges and encourage multimodal access to the preserve. Project implements Board approved transportation demand management strategies not included as part of Purisima-to-the-Sea or Hwy 35 Multi-Use Trail projects.	Planning	FY24/FY25/FY26
Regional Trails and Active Transportation/Access to Open Space Planning and Coordination	Provide technical and planning support on external regional trail and active transportation planning projects initiated by partners and other public agencies.	Planning	FY24/FY25
Trail Information System	Provide enhanced quantitative trail data to the public to inform wayfinding, recreation, and accessibility decisions.	Planning	FY24/FY25
Trail Junction Numbering System	Improve wayfinding on trails by adding unique trail junction numbers.	Planning	FY24/FY25/FY26

Program: Public Access, Education and Outreach
Project #: 31901
Fund: 40 - General Fund Capital

Operating Budget Impact: Yes
Area of Interest: Diversity

ADA Barrier Removal

Project Purpose

Implement ADA barrier removals as identified and prioritized in the Board-approved ADA Transition Plan Update, including tracking and reporting accomplishments.

FY24 Scope

Complete year five of barrier removals. The scope of work and budget is subject to change following additional assessment from staff. Land and Facilities scope of work deferred to accommodate storm damage projects.

FY25 Scope

Complete year six of barrier removals. The scope of work and budget is subject to change following additional assessment from staff.

FY26 Scope

Complete year seven of barrier removals. The scope of work and budget is subject to change following additional assessment from staff.

SUMMARY OF ESTIMATED COSTS	Prior Year Actuals	FY23 Estimated Actuals	FY24 Budget	FY25 Projections	FY26 Projections	Estimated Future Years	Total
4000 - Staff Costs	\$ -	\$ -	\$ -	\$ -	\$ -	\$ -	\$ -
5000-7000 - Service & Supplies	-	-	-	-	-	-	-
8100 - Real Estate Services	-	-	-	-	-	-	-
8200 - Architect/Engineering Services	210,946	58,000	30,000	80,000	50,000	-	428,946
8300 - Environmental/Planning Services	28,841	70,000	-	15,000	-	-	113,841
8400 - Inspection/Construction Monitoring	27,924	-	-	20,000	-	-	47,924
8500 - Permitting Fees	46,998	30,000	-	-	-	-	76,998
8600 - Construction	590,140	-	-	1,410,000	-	-	2,000,140
8700 - Vehicles & Equipment	-	-	-	-	-	-	-
8800 - Structures	-	-	-	-	-	-	-
Grand Total	\$ 904,849	\$ 158,000	\$ 30,000	\$ 1,525,000	\$ 50,000	\$ -	\$ 2,667,849

FUNDING SOURCE	Prior Year Actuals	FY23 Estimated Actuals	FY24 Budget	FY25 Projections	FY26 Projections	Estimated Future Years	Total
10 - General Fund Operating	\$ (123,600)	\$ (25,000)	\$ -	\$ -	\$ -	\$ -	\$ (148,600)
20 - Hawthorn Fund	-	-	-	-	-	-	-
30 - Measure AA Capital	-	-	-	-	-	-	-
40 - General Fund Capital	904,849	158,000	30,000	1,525,000	50,000	-	2,667,849
Grants/Partnerships/Other	123,600	25,000	-	-	-	-	148,600
Grand Total	\$ 904,849	\$ 158,000	\$ 30,000	\$ 1,525,000	\$ 50,000	\$ -	\$ 2,667,849

Program: Public Access, Education and Outreach
Project #: 31903
Fund: 10 - General Fund Operating

Operating Budget Impact: Yes
Area of Interest: Choose one if applicable

Hwy 35 Multi-Use Trail Crossing and Parking (Phase 1 Feasibility Study, Phase 2 Concept Design, Phase 3 Final Design)

Project Purpose

Explore feasibility for implementing a trail crossing across Highway 35 to connect the regional Bay Area Ridge Trail from the planned SFPUC Bay Area Ridge Trail Extension to Midpen's Purisima Creek Redwoods Preserve, as well as opportunities for expanded parking at the North Ridge parking area. Conduct feasibility study, followed by environmental review and concept design of preferred alternative.

FY24 Scope

Pending Board approval of a preferred alternative, initiate the preliminary conceptual design and environmental review.

FY25 Scope

Complete the preliminary conceptual design and environmental review, and bring to the Board to certify the CEQA document/adopt the CEQA findings and approve the project description to finalize the conceptual design.

FY26 Scope

Move conceptual designs to 60-90% construction plans and prepare/submit for permits. Seek grant funding.

SUMMARY OF ESTIMATED COSTS	Prior Year Actuals	FY23 Estimated Actuals	FY24 Budget	FY25 Projections	FY26 Projections	Estimated Future Years	Total
4000 - Staff Costs	\$ -	\$ -	\$ -	\$ -	\$ -	\$ -	\$ -
5000-7000 - Service & Supplies	23,471	65,000	90,000	75,000	175,000	-	428,471
8100 - Real Estate Services	-	-	-	-	-	-	-
8200 - Architect/Engineering Services	-	-	-	-	-	-	-
8300 - Environmental/Planning Services	-	-	-	-	-	-	-
8400 - Inspection/Construction Monitoring	-	-	-	-	-	-	-
8500 - Permitting Fees	-	-	-	-	-	-	-
8600 - Construction	-	-	-	-	-	-	-
8700 - Vehicles & Equipment	-	-	-	-	-	-	-
8800 - Structures	-	-	-	-	-	-	-
Grand Total	\$ 23,471	\$ 65,000	\$ 90,000	\$ 75,000	\$ 175,000	\$ -	\$ 428,471

FUNDING SOURCE	Prior Year Actuals	FY23 Estimated Actuals	FY24 Budget	FY25 Projections	FY26 Projections	Estimated Future Years	Total
10 - General Fund Operating	\$ (165,529)	\$ 65,000	\$ 90,000	\$ 75,000	\$ 175,000	\$ -	\$ 239,471
20 - Hawthorn Fund	-	-	-	-	-	-	-
30 - Measure AA Capital	-	-	-	-	-	-	-
40 - General Fund Capital	-	-	-	-	-	-	-
Grants/Partnerships/Other	189,000	-	-	-	-	-	189,000
Grand Total	\$ 23,471	\$ 65,000	\$ 90,000	\$ 75,000	\$ 175,000	\$ -	\$ 428,471

Program: Public Access, Education and Outreach
Project #: 31907
Fund: 40 - General Fund Capital

Operating Budget Impact: Yes
Area of Interest: Agriculture

Johnston Ranch Loop Trail and Parking Area

Project Purpose

Complete improvements to existing parking area and new trail loop at Johnston Ranch property that aligns with City of Half Moon Bay's Local Coastal Program and Parks Master Plan.

FY24 Scope

Project not yet started. City timeline to start unclear.

FY25 Scope

In coordination with the City of Half Moon Bay and Peninsula Open Space Trust, conduct site assessments, plan and initiate basis of conceptual design of improvements for the existing parking area and new loop trail. Initiate public and stakeholder outreach and engagement. Conduct trail scouting.

FY26 Scope

Present conceptual design options to the Planning and Natural Resources Committee at a community meeting and to the Board. Refine the conceptual design option(s). Develop project description for CEQA for Board consideration.

SUMMARY OF ESTIMATED COSTS	Prior Year Actuals	FY23 Estimated Actuals	FY24 Budget	FY25 Projections	FY26 Projections	Estimated Future Years	Total
4000 - Staff Costs	\$ -	\$ -	\$ -	\$ -	\$ -	\$ -	\$ -
5000-7000 - Service & Supplies	-	-	-	-	-	-	-
8100 - Real Estate Services	-	-	-	-	-	-	-
8200 - Architect/Engineering Services	-	-	-	30,000	-	-	30,000
8300 - Environmental/Planning Services	-	-	-	60,000	-	-	60,000
8400 - Inspection/Construction Monitoring	-	-	-	-	20,000	-	20,000
8500 - Permitting Fees	-	-	-	20,000	-	-	20,000
8600 - Construction	-	-	-	-	115,000	-	115,000
8700 - Vehicles & Equipment	-	-	-	-	-	-	-
8800 - Structures	-	-	-	-	-	-	-
Grand Total	\$ -	\$ -	\$ -	\$ 110,000	\$ 135,000	\$ -	\$ 245,000

FUNDING SOURCE	Prior Year Actuals	FY23 Estimated Actuals	FY24 Budget	FY25 Projections	FY26 Projections	Estimated Future Years	Total
10 - General Fund Operating	\$ -	\$ -	\$ -	\$ -	\$ -	\$ -	\$ -
20 - Hawthorn Fund	-	-	-	-	-	-	-
30 - Measure AA Capital	-	-	-	-	-	-	-
40 - General Fund Capital	-	-	-	110,000	135,000	-	245,000
Grants/Partnerships/Other	-	-	-	-	-	-	-
Grand Total	\$ -	\$ -	\$ -	\$ 110,000	\$ 135,000	\$ -	\$ 245,000

Program: Public Access, Education and Outreach
Project #: 31908
Fund: 10 - General Fund Operating

Operating Budget Impact: No
Area of Interest: Choose one if applicable

Long Ridge Parking - Feasibility Study

Project Purpose

Provide a public access staging area (parking, restroom, trailhead) for Long Ridge Preserve and trails. Conduct feasibility study, develop opportunities and constraints and project alternatives for Board's consideration.

FY24 Scope

Project not yet started.

FY25 Scope

Project not yet started.

FY26 Scope

Initiate discussions with Santa Clara County Parks, Caltrans and other stakeholders in scoping potential sites for parking.

SUMMARY OF ESTIMATED COSTS	Prior Year Actuals	FY23 Estimated Actuals	FY24 Budget	FY25 Projections	FY26 Projections	Estimated Future Years	Total
4000 - Staff Costs	\$ -	\$ -	\$ -	\$ -	\$ -	\$ -	\$ -
5000-7000 - Service & Supplies	-	-	-	-	75,000	35,000	110,000
8100 - Real Estate Services	-	-	-	-	-	-	-
8200 - Architect/Engineering Services	-	-	-	-	-	-	-
8300 - Environmental/Planning Services	-	-	-	-	-	-	-
8400 - Inspection/Construction Monitoring	-	-	-	-	-	-	-
8500 - Permitting Fees	-	-	-	-	-	-	-
8600 - Construction	-	-	-	-	-	-	-
8700 - Vehicles & Equipment	-	-	-	-	-	-	-
8800 - Structures	-	-	-	-	-	-	-
Grand Total	\$ -	\$ -	\$ -	\$ -	\$ 75,000	\$ 35,000	\$ 110,000

FUNDING SOURCE	Prior Year Actuals	FY23 Estimated Actuals	FY24 Budget	FY25 Projections	FY26 Projections	Estimated Future Years	Total
10 - General Fund Operating	\$ -	\$ -	\$ -	\$ -	\$ 75,000	\$ 35,000	\$ 110,000
20 - Hawthorn Fund	-	-	-	-	-	-	-
30 - Measure AA Capital	-	-	-	-	-	-	-
40 - General Fund Capital	-	-	-	-	-	-	-
Grants/Partnerships/Other	-	-	-	-	-	-	-
Grand Total	\$ -	\$ -	\$ -	\$ -	\$ 75,000	\$ 35,000	\$ 110,000

Program: Public Access, Education and Outreach
Project #: 35006
Fund: 40 - General Fund Capital

Operating Budget Impact: No
Area of Interest: Choose one if applicable

Kennedy Trailhead Parking Area Improvement

Project Purpose

Expand and improve Kennedy Trailhead parking area to address community parking and access concerns, address ADA accessibility, and provide trailhead amenities. Plan, design, permit and construct an expanded parking area, vault restroom, bicycle racks and sign boards.

FY24 Scope

Deferred to FY25 to accommodate storm damage projects.

FY25 Scope

Release a Request for Proposals for consulting services to conduct feasibility studies for trailhead parking area improvements, develop project conceptual designs, conduct early stakeholder outreach, and present to the Planning and Natural Resources Committee for input. Forward conceptual design recommendation to the Board and seek Board approval of the CEQA project description. The scope of work and budget is subject to change following additional assessment from staff.

FY26 Scope

Enter contract to complete the CEQA review. Conduct CEQA process and obtain Board certification of CEQA findings and approval of project to pursue development of construction-level plans. The scope of work and budget is subject to change following additional assessment from staff.

SUMMARY OF ESTIMATED COSTS	Prior Year Actuals	FY23 Estimated Actuals	FY24 Budget	FY25 Projections	FY26 Projections	Estimated Future Years	Total
4000 - Staff Costs	\$ -	\$ -	\$ -	\$ -	\$ -	\$ -	\$ -
5000-7000 - Service & Supplies	-	-	-	-	-	-	-
8100 - Real Estate Services	-	-	-	-	-	-	-
8200 - Architect/Engineering Services	23,856	-	-	25,000	-	268,000	316,856
8300 - Environmental/Planning Services	-	-	-	10,000	80,000	-	90,000
8400 - Inspection/Construction Monitoring	-	-	-	-	-	-	-
8500 - Permitting Fees	-	-	-	-	-	-	-
8600 - Construction	-	-	-	-	-	-	-
8700 - Vehicles & Equipment	-	-	-	-	-	-	-
8800 - Structures	-	-	-	-	-	-	-
Grand Total	\$ 23,856	\$ -	\$ -	\$ 35,000	\$ 80,000	\$ 268,000	\$ 406,856

FUNDING SOURCE	Prior Year Actuals	FY23 Estimated Actuals	FY24 Budget	FY25 Projections	FY26 Projections	Estimated Future Years	Total
10 - General Fund Operating	\$ -	\$ -	\$ -	\$ -	\$ -	\$ -	\$ -
20 - Hawthorn Fund	-	-	-	-	-	-	-
30 - Measure AA Capital	-	-	-	-	-	-	-
40 - General Fund Capital	23,856	-	-	35,000	80,000	268,000	406,856
Grants/Partnerships/Other	-	-	-	-	-	-	-
Grand Total	\$ 23,856	\$ -	\$ -	\$ 35,000	\$ 80,000	\$ 268,000	\$ 406,856

Program: Public Access, Education and Outreach
Project #: 35008
Fund: 40 - General Fund Capital

Operating Budget Impact: No
Area of Interest: Choose one if applicable

Kennedy Trail Retaining Wall

Project Purpose

Enhance safety for emergency vehicle access along a narrow segment of Kennedy Trail. Design, permit, bid and construct a new retaining wall to support the Kennedy Trail in Sierra Azul Open Space Preserve.

FY24 Scope

Project not yet started.

FY25 Scope

Complete technical studies and prepare conceptual design.

FY26 Scope

Complete CEQA process and prepare regulatory permit applications.

SUMMARY OF ESTIMATED COSTS	Prior Year Actuals	FY23 Estimated Actuals	FY24 Budget	FY25 Projections	FY26 Projections	Estimated Future Years	Total
4000 - Staff Costs	\$ -	\$ -	\$ -	\$ -	\$ -	\$ -	\$ -
5000-7000 - Service & Supplies	-	-	-	-	-	-	-
8100 - Real Estate Services	-	-	-	-	-	-	-
8200 - Architect/Engineering Services	-	-	-	80,000	-	-	80,000
8300 - Environmental/Planning Services	-	-	-	67,000	50,000	-	117,000
8400 - Inspection/Construction Monitoring	-	-	-	-	-	-	-
8500 - Permitting Fees	-	-	-	-	23,000	-	23,000
8600 - Construction	-	-	-	-	-	385,000	385,000
8700 - Vehicles & Equipment	-	-	-	-	-	-	-
8800 - Structures	-	-	-	-	-	-	-
Grand Total	\$ -	\$ -	\$ -	\$ 147,000	\$ 73,000	\$ 385,000	\$ 605,000

FUNDING SOURCE	Prior Year Actuals	FY23 Estimated Actuals	FY24 Budget	FY25 Projections	FY26 Projections	Estimated Future Years	Total
10 - General Fund Operating	\$ -	\$ -	\$ -	\$ -	\$ -	\$ -	\$ -
20 - Hawthorn Fund	-	-	-	-	-	-	-
30 - Measure AA Capital	-	-	-	-	-	-	-
40 - General Fund Capital	-	-	-	147,000	73,000	385,000	605,000
Grants/Partnerships/Other	-	-	-	-	-	-	-
Grand Total	\$ -	\$ -	\$ -	\$ 147,000	\$ 73,000	\$ 385,000	\$ 605,000

Fremont Old Public Access, Education and Outreach
Project #: 35013
Fund: 40 - General Fund Capital

Operating Budget Impact: No
Area of Interest: Choose one if applicable

Fremont Older Parking Area Improvements

Project Purpose

Improve the parking configuration and traffic flow of the existing parking area, enhance ADA parking and improve parking surface.

FY24 Scope

Deferred to FY25 to accommodate storm damage projects.

FY25 Scope

Assess site conditions and prepare conceptual design documents. Present proposed improvements as the CEQA project description for review and approval by the Board. The scope of work and budget is subject to change following additional assessment from staff.

FY26 Scope

Complete the environmental review and secure permits. Prepare bid package to solicit bids. The scope of work and budget is subject to change following additional assessment from staff.

SUMMARY OF ESTIMATED COSTS	Prior Year Actuals	FY23 Estimated Actuals	FY24 Budget	FY25 Projections	FY26 Projections	Estimated Future Years	Total
4000 - Staff Costs	\$ -	\$ -	\$ -	\$ -	\$ -	\$ -	\$ -
5000-7000 - Service & Supplies	-	-	-	-	-	-	-
8100 - Real Estate Services	-	-	-	-	-	-	-
8200 - Architect/Engineering Services	-	-	-	58,000	1,000	-	59,000
8300 - Environmental/Planning Services	-	-	-	-	5,000	-	5,000
8400 - Inspection/Construction Monitoring	-	-	-	-	-	-	-
8500 - Permitting Fees	-	-	-	-	11,000	-	11,000
8600 - Construction	-	-	-	-	-	253,000	253,000
8700 - Vehicles & Equipment	-	-	-	-	-	-	-
8800 - Structures	-	-	-	-	-	-	-
Grand Total	\$ -	\$ -	\$ -	\$ 58,000	\$ 17,000	\$ 253,000	\$ 328,000

FUNDING SOURCE	Prior Year Actuals	FY23 Estimated Actuals	FY24 Budget	FY25 Projections	FY26 Projections	Estimated Future Years	Total
10 - General Fund Operating	\$ -	\$ -	\$ -	\$ -	\$ -	\$ -	\$ -
20 - Hawthorn Fund	-	-	-	-	-	-	-
30 - Measure AA Capital	-	-	-	-	-	-	-
40 - General Fund Capital	-	-	-	58,000	17,000	253,000	328,000
Grants/Partnerships/Other	-	-	-	-	-	-	-
Grand Total	\$ -	\$ -	\$ -	\$ 58,000	\$ 17,000	\$ 253,000	\$ 328,000

Program: Public Access, Education and Outreach
Project #: 35014
Fund: 40 - General Fund Capital

Operating Budget Impact: No
Area of Interest: Choose one if applicable

Guadalupe Creek Crossing Replacement

Project Purpose

Assess and improve existing creek culvert crossing that is showing signs of failure. Replace existing culvert creek crossing with a bridge crossing.

FY24 Scope

Assess site conditions and prepare design documents. Initiate environmental review.

FY25 Scope

Complete environmental review, prepare and submit permit applications.

FY26 Scope

Secure permits, solicit bids and award construction contract. Initiate bridge replacement construction work.

SUMMARY OF ESTIMATED COSTS	Prior Year Actuals	FY23 Estimated Actuals	FY24 Budget	FY25 Projections	FY26 Projections	Estimated Future Years	Total
4000 - Staff Costs	\$ -	\$ -	\$ -	\$ -	\$ -	\$ -	\$ -
5000-7000 - Service & Supplies	-	-	-	-	-	-	-
8100 - Real Estate Services	-	-	-	-	-	-	-
8200 - Architect/Engineering Services	-	-	100,000	30,000	-	-	130,000
8300 - Environmental/Planning Services	-	-	16,000	7,000	-	-	23,000
8400 - Inspection/Construction Monitoring	-	-	-	-	-	-	-
8500 - Permitting Fees	-	-	-	15,000	15,000	-	30,000
8600 - Construction	-	-	-	-	200,000	350,000	550,000
8700 - Vehicles & Equipment	-	-	-	-	-	-	-
8800 - Structures	-	-	-	-	-	-	-
Grand Total	\$ -	\$ -	\$ 116,000	\$ 52,000	\$ 215,000	\$ 350,000	\$ 733,000

FUNDING SOURCE	Prior Year Actuals	FY23 Estimated Actuals	FY24 Budget	FY25 Projections	FY26 Projections	Estimated Future Years	Total
10 - General Fund Operating	\$ -	\$ -	\$ -	\$ -	\$ -	\$ -	\$ -
20 - Hawthorn Fund	-	-	-	-	-	-	-
30 - Measure AA Capital	-	-	-	-	-	-	-
40 - General Fund Capital	-	-	116,000	52,000	215,000	350,000	733,000
Grants/Partnerships/Other	-	-	-	-	-	-	-
Grand Total	\$ -	\$ -	\$ 116,000	\$ 52,000	\$ 215,000	\$ 350,000	\$ 733,000

Program: Public Access, Education and Outreach
Project #: 35015
Fund: 40 - General Fund Capital

Operating Budget Impact: No
Area of Interest: Diversity

Rancho San Antonio Road Repair

Project Purpose

Improve existing service roads. Repair existing asphalt road, replace culverts (as needed), and improve ADA access from FFO to bridge near Deer Hollow Farm and the lower portion of Mora paved trail.

FY24 Scope

Deferred to FY25 to accommodate storm damage projects. Will complete minor patching up in FY24.

FY25 Scope

Initiate and finalize design, conduct CEQA review and secure permits. The scope of work and budget is subject to change following additional assessment from staff.

FY26 Scope

Solicit bids, award a construction (repair) contract, and finalize repairs to the Deer Hollow Farm retaining wall and main access road. The scope of work and budget is subject to change following additional assessment from staff.

SUMMARY OF ESTIMATED COSTS	Prior Year Actuals	FY23 Estimated Actuals	FY24 Budget	FY25 Projections	FY26 Projections	Estimated Future Years	Total
4000 - Staff Costs	\$ -	\$ -	\$ -	\$ -	\$ -	\$ -	\$ -
5000-7000 - Service & Supplies	-	-	-	-	-	-	-
8100 - Real Estate Services	-	-	-	-	-	-	-
8200 - Architect/Engineering Services	10,161	12,402	-	146,000	41,000	26,000	235,563
8300 - Environmental/Planning Services	-	-	-	25,000	25,000	25,000	75,000
8400 - Inspection/Construction Monitoring	-	-	-	40,000	30,000	30,000	100,000
8500 - Permitting Fees	-	-	-	15,000	15,000	15,000	45,000
8600 - Construction	-	-	-	-	-	500,000	500,000
8700 - Vehicles & Equipment	-	-	-	-	-	-	-
8800 - Structures	-	-	-	-	-	-	-
Grand Total	\$ 10,161	\$ 12,402	\$ -	\$ 226,000	\$ 111,000	\$ 596,000	\$ 955,563

FUNDING SOURCE	Prior Year Actuals	FY23 Estimated Actuals	FY24 Budget	FY25 Projections	FY26 Projections	Estimated Future Years	Total
10 - General Fund Operating	\$ -	\$ -	\$ -	\$ -	\$ -	\$ -	\$ -
20 - Hawthorn Fund	-	-	-	-	-	-	-
30 - Measure AA Capital	-	-	-	-	-	-	-
40 - General Fund Capital	10,161	12,402	-	226,000	111,000	596,000	955,563
Grants/Partnerships/Other	-	-	-	-	-	-	-
Grand Total	\$ 10,161	\$ 12,402	\$ -	\$ 226,000	\$ 111,000	\$ 596,000	\$ 955,563

Program: Public Access, Education and Outreach
Project #: 61025
Fund: 40 - General Fund Capital

Operating Budget Impact: No
Area of Interest: Choose one if applicable

FFO Trail Bridge Replacements

Project Purpose

Maintain safe trail use to continue public access within preserves by replacing two wooden bridges on Bear Meadow Trail in Picchetti Ranch and on the Flume Trail in St. Joseph's Hill.

FY24 Scope

Finalize design, secure permits and initiate bridge replacement work. The scope of work and budget is subject to change following additional assessment from staff. Original scope of work has been reduced to accommodate storm damage projects.

FY25 Scope

Complete bridge replacement work. The scope of work and budget is subject to change following additional assessment from staff.

FY26 Scope

Project completed in prior fiscal year(s).

SUMMARY OF ESTIMATED COSTS	Prior Year Actuals	FY23 Estimated Actuals	FY24 Budget	FY25 Projections	FY26 Projections	Estimated Future Years	Total
4000 - Staff Costs	\$ -	\$ -	\$ -	\$ -	\$ -	\$ -	\$ -
5000-7000 - Service & Supplies	-	-	-	-	-	-	-
8100 - Real Estate Services	-	-	-	-	-	-	-
8200 - Architect/Engineering Services	5,000	-	10,000	7,500	-	-	22,500
8300 - Environmental/Planning Services	-	-	-	-	-	-	-
8400 - Inspection/Construction Monitoring	-	-	-	6,500	-	-	6,500
8500 - Permitting Fees	-	-	10,000	-	-	-	10,000
8600 - Construction	-	-	20,000	40,000	-	-	60,000
8700 - Vehicles & Equipment	-	-	-	-	-	-	-
8800 - Structures	-	-	-	-	-	-	-
Grand Total	\$ 5,000	\$ -	\$ 40,000	\$ 54,000	\$ -	\$ -	\$ 99,000

FUNDING SOURCE	Prior Year Actuals	FY23 Estimated Actuals	FY24 Budget	FY25 Projections	FY26 Projections	Estimated Future Years	Total
10 - General Fund Operating	\$ -	\$ -	\$ -	\$ -	\$ -	\$ -	\$ -
20 - Hawthorn Fund	-	-	-	-	-	-	-
30 - Measure AA Capital	-	-	-	-	-	-	-
40 - General Fund Capital	5,000	-	40,000	54,000	-	-	99,000
Grants/Partnerships/Other	-	-	-	-	-	-	-
Grand Total	\$ 5,000	\$ -	\$ 40,000	\$ 54,000	\$ -	\$ -	\$ 99,000

Program: Public Access, Education and Outreach
Project #: 61027
Fund: 10 - General Fund Operating

Operating Budget Impact: No
Area of Interest: Diversity

Rancho San Antonio ADA Path to Deer Hollow Farm

Project Purpose

Evaluate feasibility of new ADA-accessible pedestrian path that separates existing combined use of pedestrians and vehicles on road leading to Deer Hollow Farm to improve public accessibility and safety. Separate path may require one or more road crossings with vehicular stops and/or potential bridge.

FY24 Scope

Conduct public outreach. Hold Planning & Natural Resources Committee meeting to review proposed trail improvements and initiate CEQA review.

FY25 Scope

Finalize CEQA review and seek Board adoption of CEQA findings and approval of trail improvements. Prepare permit applications.

FY26 Scope

Secure permits, solicit bids and award a construction contract.

SUMMARY OF ESTIMATED COSTS	Prior Year Actuals	FY23 Estimated Actuals	FY24 Budget	FY25 Projections	FY26 Projections	Estimated Future Years	Total
4000 - Staff Costs	\$ -	\$ -	\$ -	\$ -	\$ -	\$ -	\$ -
5000-7000 - Service & Supplies	-	30,000	183,000	157,000	112,000	-	482,000
8100 - Real Estate Services	-	-	-	-	-	-	-
8200 - Architect/Engineering Services	-	-	-	-	-	-	-
8300 - Environmental/Planning Services	-	-	-	-	-	-	-
8400 - Inspection/Construction Monitoring	-	-	-	-	-	-	-
8500 - Permitting Fees	-	-	-	-	-	-	-
8600 - Construction	-	-	-	-	-	-	-
8700 - Vehicles & Equipment	-	-	-	-	-	-	-
8800 - Structures	-	-	-	-	-	-	-
Grand Total	\$ -	\$ 30,000	\$ 183,000	\$ 157,000	\$ 112,000	\$ -	\$ 482,000

FUNDING SOURCE	Prior Year Actuals	FY23 Estimated Actuals	FY24 Budget	FY25 Projections	FY26 Projections	Estimated Future Years	Total
10 - General Fund Operating	\$ -	\$ 30,000	\$ 183,000	\$ 157,000	\$ 112,000	\$ -	\$ 482,000
20 - Hawthorn Fund	-	-	-	-	-	-	-
30 - Measure AA Capital	-	-	-	-	-	-	-
40 - General Fund Capital	-	-	-	-	-	-	-
Grants/Partnerships/Other	-	-	-	-	-	-	-
Grand Total	\$ -	\$ 30,000	\$ 183,000	\$ 157,000	\$ 112,000	\$ -	\$ 482,000

Program: Public Access, Education and Outreach
Project #: 61029
Fund: 40 - General Fund Capital

Operating Budget Impact: Yes
Area of Interest: Diversity

Monte Bello Black Mountain Trail Extension

Project Purpose

Utilize the existing trail easement through Lehigh Quarry lands to construct a route with a more gradual ascent of Black Mountain.

FY24 Scope

Initiate technical studies.

FY25 Scope

Prepare conceptual trail alignment and project description and initiate environmental review.

FY26 Scope

Obtain Board certification of CEQA findings and approval of trail alignment. Finalize the trail design & engineering and submit local & regulatory permit applications.

SUMMARY OF ESTIMATED COSTS	Prior Year Actuals	FY23 Estimated Actuals	FY24 Budget	FY25 Projections	FY26 Projections	Estimated Future Years	Total
4000 - Staff Costs	\$ -	\$ -	\$ -	\$ -	\$ -	\$ -	\$ -
5000-7000 - Service & Supplies	-	-	-	-	-	-	-
8100 - Real Estate Services	-	-	-	-	-	-	-
8200 - Architect/Engineering Services	-	-	25,000	25,000	15,000	7,500	72,500
8300 - Environmental/Planning Services	-	-	25,000	65,000	20,000	-	110,000
8400 - Inspection/Construction Monitoring	-	-	-	-	20,000	-	20,000
8500 - Permitting Fees	-	-	-	10,000	25,000	-	35,000
8600 - Construction	-	-	-	-	75,000	180,000	255,000
8700 - Vehicles & Equipment	-	-	-	-	-	-	-
8800 - Structures	-	-	-	-	-	-	-
Grand Total	\$ -	\$ -	\$ 50,000	\$ 100,000	\$ 155,000	\$ 187,500	\$ 492,500

FUNDING SOURCE	Prior Year Actuals	FY23 Estimated Actuals	FY24 Budget	FY25 Projections	FY26 Projections	Estimated Future Years	Total
10 - General Fund Operating	\$ -	\$ -	\$ -	\$ -	\$ -	\$ -	\$ -
20 - Hawthorn Fund	-	-	-	-	-	-	-
30 - Measure AA Capital	-	-	-	-	-	-	-
40 - General Fund Capital	-	-	50,000	100,000	155,000	187,500	492,500
Grants/Partnerships/Other	-	-	-	-	-	-	-
Grand Total	\$ -	\$ -	\$ 50,000	\$ 100,000	\$ 155,000	\$ 187,500	\$ 492,500

Program: Public Access, Education and Outreach
Project #: MAA03-009
Fund: 30 - Measure AA Capital

Operating Budget Impact: No
Area of Interest: Choose one if applicable

Purisima-to-the-Sea Parking

Project Purpose

Provide a public access staging area and connections to the redwoods trail system and the Coastal Trail. Plan, design, permit and construct new parking area and trailhead amenities.

FY24 Scope

Hire a design consultant and begin conceptual designs (designs will inform CEQA review that is planned under the Purisima-to-the-Sea Comprehensive Use and Management Plan).

FY25 Scope

Complete final conceptual design and forward to the Board for approval. Begin design development. Prepare and submit regulatory permits.

FY26 Scope

Complete design development and prepare construction documents. Prepare and submit local permits.

SUMMARY OF ESTIMATED COSTS	Prior Year Actuals	FY23 Estimated Actuals	FY24 Budget	FY25 Projections	FY26 Projections	Estimated Future Years	Total
4000 - Staff Costs	\$ -	\$ -	\$ 1,056	\$ 21,726	\$ 12,068	\$ -	\$ 34,850
5000-7000 - Service & Supplies	-	-	-	-	-	-	-
8100 - Real Estate Services	-	-	-	-	-	-	-
8200 - Architect/Engineering Services	-	-	110,000	116,000	100,000	75,000	401,000
8300 - Environmental/Planning Services	-	-	25,000	25,000	-	-	50,000
8400 - Inspection/Construction Monitoring	-	-	15,000	-	-	60,000	75,000
8500 - Permitting Fees	-	-	-	20,000	18,000	8,000	46,000
8600 - Construction	-	-	-	-	-	4,025,000	4,025,000
8700 - Vehicles & Equipment	-	-	-	-	-	-	-
8800 - Structures	-	-	-	-	-	-	-
Grand Total	\$ -	\$ -	\$ 151,056	\$ 182,726	\$ 130,068	\$ 4,168,000	\$ 4,631,850

FUNDING SOURCE	Prior Year Actuals	FY23 Estimated Actuals	FY24 Budget	FY25 Projections	FY26 Projections	Estimated Future Years	Total
10 - General Fund Operating	\$ -	\$ -	\$ -	\$ -	\$ -	\$ -	\$ -
20 - Hawthorn Fund	-	-	-	-	-	-	-
30 - Measure AA Capital	-	-	151,056	182,726	130,068	4,168,000	4,631,850
40 - General Fund Capital	-	-	-	-	-	-	-
Grants/Partnerships/Other	-	-	-	-	-	-	-
Grand Total	\$ -	\$ -	\$ 151,056	\$ 182,726	\$ 130,068	\$ 4,168,000	\$ 4,631,850

Program: Public Access, Education and Outreach
Project #: MAA03-010
Fund: 30 - Measure AA Capital

Operating Budget Impact: Yes
Area of Interest: Choose one if applicable

Purisima-to-the-Sea Trail

Project Purpose

Connect the existing Purisima Creek Redwoods trail system to the Pacific Ocean by completing the multi-use Purisima-to-the-Sea Trail.

FY24 Scope

Initiate trail design and engineering and conduct focused biological and cultural resource surveys on preferred trail alignment.

FY25 Scope

Complete trail design and engineering. Submit regulatory and county permit applications

FY26 Scope

Secure permits.

SUMMARY OF ESTIMATED COSTS	Prior Year Actuals	FY23 Estimated Actuals	FY24 Budget	FY25 Projections	FY26 Projections	Estimated Future Years	Total
4000 - Staff Costs	\$ -	\$ -	\$ 15,749	\$ 25,954	\$ 26,733	\$ -	\$ 68,436
5000-7000 - Service & Supplies	-	-	-	-	-	-	-
8100 - Real Estate Services	-	-	-	-	-	-	-
8200 - Architect/Engineering Services	-	-	45,000	145,000	-	-	190,000
8300 - Environmental/Planning Services	-	-	30,000	50,000	-	-	80,000
8400 - Inspection/Construction Monitoring	-	-	25,000	-	90,000	-	115,000
8500 - Permitting Fees	-	-	-	45,000	45,000	10,000	100,000
8600 - Construction	-	-	-	-	-	725,000	725,000
8700 - Vehicles & Equipment	-	-	-	-	-	-	-
8800 - Structures	-	-	-	-	-	-	-
Grand Total	\$ -	\$ -	\$ 115,749	\$ 265,954	\$ 161,733	\$ 735,000	\$ 1,278,436

FUNDING SOURCE	Prior Year Actuals	FY23 Estimated Actuals	FY24 Budget	FY25 Projections	FY26 Projections	Estimated Future Years	Total
10 - General Fund Operating	\$ -	\$ -	\$ -	\$ -	\$ -	\$ -	\$ -
20 - Hawthorn Fund	-	-	-	-	-	-	-
30 - Measure AA Capital	-	-	115,749	265,954	161,733	735,000	1,278,436
40 - General Fund Capital	-	-	-	-	-	-	-
Grants/Partnerships/Other	-	-	-	-	-	-	-
Grand Total	\$ -	\$ -	\$ 115,749	\$ 265,954	\$ 161,733	\$ 735,000	\$ 1,278,436

Program: Public Access, Education and Outreach
Project #: MAA03-012
Fund: 30 - Measure AA Capital

Operating Budget Impact: Yes
Area of Interest: Choose one if applicable

Purisima Preserve Comprehensive Use and Management Plan

Project Purpose

Develop comprehensive plan for new public access improvements and resource and land management activities. Include recommended actions for the Purisima-to-the-Sea Trail and Parking Area, Hwy 35 Trail Crossing and Parking Expansion, Purisima Multimodal Access. This conceptual plan would serve as the basis to conduct environmental (CEQA) review and initiate the permitting process.

FY24 Scope

Conduct additional technical studies as needed and develop draft CUMP. Conduct public outreach and review with Planning & Natural Resources Committee to finalize the draft CUMP. Forward the CUMP to the Board to approve as the CEQA Project Description. Contract with CEQA consultant and initiate environmental review.

FY25 Scope

Complete the CEQA review and seek Board approval of the CUMP.

FY26 Scope

Project completed in prior fiscal year(s).

SUMMARY OF ESTIMATED COSTS	Prior Year Actuals	FY23 Estimated Actuals	FY24 Budget	FY25 Projections	FY26 Projections	Estimated Future Years	Total
4000 - Staff Costs	\$ -	\$ -	\$ -	\$ -	\$ -	\$ -	\$ -
5000-7000 - Service & Supplies	-	-	-	-	-	-	-
8100 - Real Estate Services	-	-	-	-	-	-	-
8200 - Architect/Engineering Services	-	-	-	-	-	-	-
8300 - Environmental/Planning Services	-	-	30,000	30,000	-	-	60,000
8400 - Inspection/Construction Monitoring	-	-	-	-	-	-	-
8500 - Permitting Fees	-	-	-	-	-	-	-
8600 - Construction	-	-	-	-	-	-	-
8700 - Vehicles & Equipment	-	-	-	-	-	-	-
8800 - Structures	-	-	-	-	-	-	-
Grand Total	\$ -	\$ -	\$ 30,000	\$ 30,000	\$ -	\$ -	\$ 60,000

FUNDING SOURCE	Prior Year Actuals	FY23 Estimated Actuals	FY24 Budget	FY25 Projections	FY26 Projections	Estimated Future Years	Total
10 - General Fund Operating	\$ -	\$ -	\$ -	\$ -	\$ -	\$ -	\$ -
20 - Hawthorn Fund	-	-	-	-	-	-	-
30 - Measure AA Capital	-	-	30,000	30,000	-	-	60,000
40 - General Fund Capital	-	-	-	-	-	-	-
Grants/Partnerships/Other	-	-	-	-	-	-	-
Grand Total	\$ -	\$ -	\$ 30,000	\$ 30,000	\$ -	\$ -	\$ 60,000

Program: Public Access, Education and Outreach
Project #: MAA05-007
Fund: 30 - Measure AA Capital

Operating Budget Impact: Yes
Area of Interest: Diversity

La Honda Creek Phase 2 Trail Connections

Project Purpose

Implement master plan Phase 2 trails to connect visitors from the Harrington Creek Trail to the central and northern areas of La Honda Creek Preserve.

FY24 Scope

Secure permits.

FY25 Scope

Proceed with construction.

FY26 Scope

Complete construction and closeout permits.

SUMMARY OF ESTIMATED COSTS	Prior Year Actuals	FY23 Estimated Actuals	FY24 Budget	FY25 Projections	FY26 Projections	Estimated Future Years	Total
4000 - Staff Costs	\$ 2,011	\$ 5,000	\$ 66,412	\$ 129,582	\$ 115,672	\$ -	\$ 318,677
5000-7000 - Service & Supplies	-	-	-	-	-	-	-
8100 - Real Estate Services	-	-	-	-	-	-	-
8200 - Architect/Engineering Services	-	35,000	75,000	-	-	-	110,000
8300 - Environmental/Planning Services	26,067	-	25,000	-	-	-	51,067
8400 - Inspection/Construction Monitoring	-	-	-	22,500	10,000	-	32,500
8500 - Permitting Fees	-	10,000	35,000	10,000	-	-	55,000
8600 - Construction	-	-	-	140,000	235,000	-	375,000
8700 - Vehicles & Equipment	-	-	-	-	-	-	-
8800 - Structures	-	-	-	-	-	-	-
Grand Total	\$ 28,078	\$ 50,000	\$ 201,412	\$ 302,082	\$ 360,672	\$ -	\$ 942,244

FUNDING SOURCE	Prior Year Actuals	FY23 Estimated Actuals	FY24 Budget	FY25 Projections	FY26 Projections	Estimated Future Years	Total
10 - General Fund Operating	\$ -	\$ -	\$ -	\$ -	\$ -	\$ -	\$ -
20 - Hawthorn Fund	-	-	-	-	-	-	-
30 - Measure AA Capital	28,078	50,000	201,412	302,082	360,672	-	942,244
40 - General Fund Capital	-	-	-	-	-	-	-
Grants/Partnerships/Other	-	-	-	-	-	-	-
Grand Total	\$ 28,078	\$ 50,000	\$ 201,412	\$ 302,082	\$ 360,672	\$ -	\$ 942,244

Program: Public Access, Education and Outreach
Project #: MAA05-008
Fund: 30 - Measure AA Capital

Operating Budget Impact: Yes
Area of Interest: Choose one if applicable

La Honda Creek White Barn Structural Rehabilitation

Project Purpose

Preserve the La Honda Creek White Barn as a historic resource. Repair the La Honda Creek White Barn for external viewing and interpretation. Repair the exterior, stabilize the structure and exclude wildlife.

FY24 Scope

Complete the structure rehabilitation work.

FY25 Scope

Project completed in prior fiscal year(s).

FY26 Scope

Project completed in prior fiscal year(s).

SUMMARY OF ESTIMATED COSTS	Prior Year Actuals	FY23 Estimated Actuals	FY24 Budget	FY25 Projections	FY26 Projections	Estimated Future Years	Total
4000 - Staff Costs	\$ 47,522	\$ 3,134	\$ 10,043	\$ -	\$ -	\$ -	\$ 60,699
5000-7000 - Service & Supplies	-	-	-	-	-	-	-
8100 - Real Estate Services	-	-	-	-	-	-	-
8200 - Architect/Engineering Services	143,320	36,000	-	-	-	-	179,320
8300 - Environmental/Planning Services	52,928	-	15,000	-	-	-	67,928
8400 - Inspection/Construction Monitoring	-	-	30,000	-	-	-	30,000
8500 - Permitting Fees	-	15,000	-	-	-	-	15,000
8600 - Construction	542	500	203,500	-	-	-	204,542
8700 - Vehicles & Equipment	-	-	-	-	-	-	-
8800 - Structures	-	-	-	-	-	-	-
Grand Total	\$ 244,312	\$ 54,634	\$ 258,543	\$ -	\$ -	\$ -	\$ 557,489

FUNDING SOURCE	Prior Year Actuals	FY23 Estimated Actuals	FY24 Budget	FY25 Projections	FY26 Projections	Estimated Future Years	Total
10 - General Fund Operating	\$ -	\$ -	\$ -	\$ -	\$ -	\$ -	\$ -
20 - Hawthorn Fund	-	-	-	-	-	-	-
30 - Measure AA Capital	244,312	54,634	258,543	-	-	-	557,489
40 - General Fund Capital	-	-	-	-	-	-	-
Grants/Partnerships/Other	-	-	-	-	-	-	-
Grand Total	\$ 244,312	\$ 54,634	\$ 258,543	\$ -	\$ -	\$ -	\$ 557,489

Program: Public Access, Education and Outreach
Project #: MAA05-009
Fund: 30 - Measure AA Capital

Operating Budget Impact: Yes
Area of Interest: Choose one if applicable

La Honda Creek Redwood Cabin Removal and Site Restoration

Project Purpose

Remove the La Honda Creek redwood cabin and enhance the natural resource values of the site.

FY24 Scope

Complete demolition work. Complete interpretive mitigation for the cabin, including submission of California Department of Parks and Recreation (DPR) 523 Form.

FY25 Scope

Project completed in prior fiscal year(s).

FY26 Scope

Project completed in prior fiscal year(s).

SUMMARY OF ESTIMATED COSTS	Prior Year Actuals	FY23 Estimated Actuals	FY24 Budget	FY25 Projections	FY26 Projections	Estimated Future Years	Total
4000 - Staff Costs	\$ 12,712	\$ 14,000	\$ 4,401	\$ -	\$ -	\$ -	\$ 31,113
5000-7000 - Service & Supplies	-	-	-	-	-	-	-
8100 - Real Estate Services	-	-	-	-	-	-	-
8200 - Architect/Engineering Services	83,685	26,000	-	-	-	-	109,685
8300 - Environmental/Planning Services	111,458	65,520	-	-	-	-	176,978
8400 - Inspection/Construction Monitoring	-	7,000	-	-	-	-	7,000
8500 - Permitting Fees	-	10,000	-	-	-	-	10,000
8600 - Construction	-	235,300	15,000	-	-	-	250,300
8700 - Vehicles & Equipment	-	-	-	-	-	-	-
8800 - Structures	-	-	-	-	-	-	-
Grand Total	\$ 207,855	\$ 357,820	\$ 19,401	\$ -	\$ -	\$ -	\$ 585,076

FUNDING SOURCE	Prior Year Actuals	FY23 Estimated Actuals	FY24 Budget	FY25 Projections	FY26 Projections	Estimated Future Years	Total
10 - General Fund Operating	\$ -	\$ -	\$ -	\$ -	\$ -	\$ -	\$ -
20 - Hawthorn Fund	-	-	-	-	-	-	-
30 - Measure AA Capital	207,855	357,820	19,401	-	-	-	585,076
40 - General Fund Capital	-	-	-	-	-	-	-
Grants/Partnerships/Other	-	-	-	-	-	-	-
Grand Total	\$ 207,855	\$ 357,820	\$ 19,401	\$ -	\$ -	\$ -	\$ 585,076

Program: Public Access, Education and Outreach
Project #: MAA05-012
Fund: 30 - Measure AA Capital

Operating Budget Impact: No
Area of Interest: Choose one if applicable

Paulin Culvert/Bridge Improvements

Project Purpose

Assess the existing culvert/bridge crossing of La Honda Creek on the main patrol access road from Skyline Boulevard into La Honda Creek Preserve to determine whether the culvert and failing retaining walls should be replaced or repaired for maintenance, patrol, and emergency access. Implement assessment recommendations. Remove remains of dilapidated rail car bridge crossing north of redwood cabin site.

FY24 Scope

Complete design development and CEQA review. Secure permits.

FY25 Scope

Prepare bid package, solicit bids, award contract and begin construction.

FY26 Scope

Complete construction.

SUMMARY OF ESTIMATED COSTS	Prior Year Actuals	FY23 Estimated Actuals	FY24 Budget	FY25 Projections	FY26 Projections	Estimated Future Years	Total
4000 - Staff Costs	\$ -	\$ 2,300	\$ 11,556	\$ 13,194	\$ 12,737	\$ -	\$ 39,787
5000-7000 - Service & Supplies	-	-	-	-	-	-	-
8100 - Real Estate Services	-	-	-	-	-	-	-
8200 - Architect/Engineering Services	-	26,700	25,000	-	-	-	51,700
8300 - Environmental/Planning Services	-	-	20,000	-	-	-	20,000
8400 - Inspection/Construction Monitoring	-	-	-	-	-	-	-
8500 - Permitting Fees	-	-	12,000	-	-	-	12,000
8600 - Construction	-	-	100,000	50,000	-	-	150,000
8700 - Vehicles & Equipment	-	-	-	-	-	-	-
8800 - Structures	-	-	-	-	-	-	-
Grand Total	\$ -	\$ 29,000	\$ 168,556	\$ 63,194	\$ 12,737	\$ -	\$ 273,487

FUNDING SOURCE	Prior Year Actuals	FY23 Estimated Actuals	FY24 Budget	FY25 Projections	FY26 Projections	Estimated Future Years	Total
10 - General Fund Operating	\$ -	\$ -	\$ -	\$ -	\$ -	\$ -	\$ -
20 - Hawthorn Fund	-	-	-	-	-	-	-
30 - Measure AA Capital	-	29,000	168,556	63,194	12,737	-	273,487
40 - General Fund Capital	-	-	-	-	-	-	-
Grants/Partnerships/Other	-	-	-	-	-	-	-
Grand Total	\$ -	\$ 29,000	\$ 168,556	\$ 63,194	\$ 12,737	\$ -	\$ 273,487

Program: Public Access, Education and Outreach
Project #: MAA05-013
Fund: 30 - Measure AA Capital

Operating Budget Impact: Yes
Area of Interest: Diversity

La Honda Parking and Trailhead Access – Phase 2 Implementation

Project Purpose

Provide access to the central area of the La Honda Creek Preserve. Design, permit, bid and construct parking area(s) as determined through the La Honda Parking and Trailhead Access Feasibility Study.

FY24 Scope

Project not yet started.

FY25 Scope

Project not yet started.

FY26 Scope

Pending completion of CEQA review and Board approval of the project elements, solicit proposals to hire a design consultant to begin schematic designs of the new public access improvements.

SUMMARY OF ESTIMATED COSTS	Prior Year Actuals	FY23 Estimated Actuals	FY24 Budget	FY25 Projections	FY26 Projections	Estimated Future Years	Total
4000 - Staff Costs	\$ -	\$ -	\$ -	\$ -	\$ 16,875	\$ -	\$ 16,875
5000-7000 - Service & Supplies	-	-	-	-	-	-	-
8100 - Real Estate Services	-	-	-	-	-	-	-
8200 - Architect/Engineering Services	-	-	-	-	30,000	460,000	490,000
8300 - Environmental/Planning Services	-	-	-	-	60,000	100,000	160,000
8400 - Inspection/Construction Monitoring	-	-	-	-	5,000	100,000	105,000
8500 - Permitting Fees	-	-	-	-	-	70,000	70,000
8600 - Construction	-	-	-	-	-	2,756,000	2,756,000
8700 - Vehicles & Equipment	-	-	-	-	-	-	-
8800 - Structures	-	-	-	-	-	-	-
Grand Total	\$ -	\$ -	\$ -	\$ -	\$ 111,875	\$ 3,486,000	\$ 3,597,875

FUNDING SOURCE	Prior Year Actuals	FY23 Estimated Actuals	FY24 Budget	FY25 Projections	FY26 Projections	Estimated Future Years	Total
10 - General Fund Operating	\$ -	\$ -	\$ -	\$ -	\$ -	\$ -	\$ -
20 - Hawthorn Fund	-	-	-	-	-	-	-
30 - Measure AA Capital	-	-	-	-	111,875	3,486,000	3,597,875
40 - General Fund Capital	-	-	-	-	-	-	-
Grants/Partnerships/Other	-	-	-	-	-	-	-
Grand Total	\$ -	\$ -	\$ -	\$ -	\$ 111,875	\$ 3,486,000	\$ 3,597,875

Program: Public Access, Education and Outreach
Project #: MAA06-002
Fund: 30 - Measure AA Capital

Operating Budget Impact: Yes
Area of Interest: Diversity

Hawthorns Area Plan

Project Purpose

Open the closed Hawthorns area of Windy Hill Open Space Preserve to the public. Develop a plan to guide ecologically sensitive public access improvements and future natural resource and land management activities through five phases: (1) establish vision and goals; (2) develop programming alternatives; (3) refine the alternatives, conduct feasibility studies, and prepare a comprehensive use and management plan; (4) conduct environmental review; and (5) obtain project approval.

FY24 Scope

Complete technical studies, develop resource and land management objectives to inform the program elements and conceptual site planning. Continue public engagement.

FY25 Scope

Prepare the Hawthorns Area Plan document and obtain Board approval of the project description to conduct the environmental review per the California Environmental Quality Act.

FY26 Scope

Complete environmental review and obtain Board approval of the Hawthorns Area Plan.

SUMMARY OF ESTIMATED COSTS	Prior Year Actuals	FY23 Estimated Actuals	FY24 Budget	FY25 Projections	FY26 Projections	Estimated Future Years	Total
4000 - Staff Costs	\$ -	\$ 3,306	\$ 1,470	\$ 1,514	\$ 1,560	\$ -	\$ 7,850
5000-7000 - Service & Supplies	-	-	-	-	-	-	-
8100 - Real Estate Services	-	-	-	-	-	-	-
8200 - Architect/Engineering Services	42,003	-	130,000	35,000	-	-	207,003
8300 - Environmental/Planning Services	106,575	83,000	162,200	70,000	50,000	-	471,775
8400 - Inspection/Construction Monitoring	-	-	-	-	-	-	-
8500 - Permitting Fees	-	-	-	3,000	-	-	3,000
8600 - Construction	-	-	-	-	-	-	-
8700 - Vehicles & Equipment	-	-	-	-	-	-	-
8800 - Structures	-	-	-	-	-	-	-
Grand Total	\$ 148,578	\$ 86,306	\$ 293,670	\$ 109,514	\$ 51,560	\$ -	\$ 689,628

FUNDING SOURCE	Prior Year Actuals	FY23 Estimated Actuals	FY24 Budget	FY25 Projections	FY26 Projections	Estimated Future Years	Total
10 - General Fund Operating	\$ -	\$ -	\$ -	\$ -	\$ -	\$ -	\$ -
20 - Hawthorn Fund	-	-	-	-	-	-	-
30 - Measure AA Capital	148,578	86,306	293,670	109,514	51,560	-	689,628
40 - General Fund Capital	-	-	-	-	-	-	-
Grants/Partnerships/Other	-	-	-	-	-	-	-
Grand Total	\$ 148,578	\$ 86,306	\$ 293,670	\$ 109,514	\$ 51,560	\$ -	\$ 689,628

Program: Public Access, Education and Outreach
Project #: MAA10-001
Fund: 30 - Measure AA Capital

Operating Budget Impact: Yes
Area of Interest: Choose one if applicable

Alpine Road Regional Trail, Coal Creek

Project Purpose

Complete repairs and improvements to repurpose the road alignment into a regional trail for public access and to reduce further erosion and sedimentation downstream.

FY24 Scope

Crew to construct a reroute of the bypass trail (Phase 3). Contractor to complete lower retaining wall construction. Close out all regulatory permits. Enter into negotiations with San Mateo County in accordance with MOU for transfer of right-of-way and other property rights.

FY25 Scope

Complete negotiations with San Mateo County in accordance with MOU for transfer of right-of-way and other property rights. Conduct regulatory monitoring.

FY26 Scope

Conduct regulatory monitoring.

SUMMARY OF ESTIMATED COSTS	Prior Year Actuals	FY23 Estimated Actuals	FY24 Budget	FY25 Projections	FY26 Projections	Estimated Future Years	Total
4000 - Staff Costs	\$ 73,088	\$ 46,737	\$ 83,345	\$ -	\$ -	\$ -	\$ 203,170
5000-7000 - Service & Supplies	-	-	-	-	-	-	-
8100 - Real Estate Services	4,286	-	-	-	-	-	4,286
8200 - Architect/Engineering Services	251,493	75,000	51,338	-	-	-	377,831
8300 - Environmental/Planning Services	190,005	-	-	-	-	-	190,005
8400 - Inspection/Construction Monitoring	4,600	65,000	30,000	-	-	-	99,600
8500 - Permitting Fees	24,403	20,000	-	-	-	-	44,403
8600 - Construction	6,557	1,653,000	942,080	30,000	20,000	60,000	2,711,637
8700 - Vehicles & Equipment	-	-	-	-	-	-	-
8800 - Structures	-	-	-	-	-	-	-
Grand Total	\$ 554,432	\$ 1,859,737	\$ 1,106,763	\$ 30,000	\$ 20,000	\$ 60,000	\$ 3,630,932

FUNDING SOURCE	Prior Year Actuals	FY23 Estimated Actuals	FY24 Budget	FY25 Projections	FY26 Projections	Estimated Future Years	Total
10 - General Fund Operating	\$ -	\$ -	\$ -	\$ -	\$ -	\$ -	\$ -
20 - Hawthorn Fund	-	-	-	-	-	-	-
30 - Measure AA Capital	554,432	1,587,526	1,106,763	30,000	20,000	60,000	3,358,721
40 - General Fund Capital	-	-	-	-	-	-	-
Grants/Partnerships/Other	-	272,211	-	-	-	-	272,211
Grand Total	\$ 554,432	\$ 1,859,737	\$ 1,106,763	\$ 30,000	\$ 20,000	\$ 60,000	\$ 3,630,932

Program: Public Access, Education and Outreach
Project #: MAA11-003
Fund: 30 - Measure AA Capital

Operating Budget Impact: Yes
Area of Interest: Diversity

Rancho San Antonio Multimodal Access - Implementation (MAA Eligible)

Project Purpose

Implement transportation demand management strategies at Rancho San Antonio to reduce parking challenges and encourage multimodal access to the preserve. *This project is the same as VP11-001 but is separate as not all the work is MAA eligible.

FY24 Scope

Complete implementation of MAA-eligible Tier 1 strategies.

FY25 Scope

Consider implementation of MAA-eligible Tier 2 strategies, if deemed necessary (dependent on outcomes of Tier 1 strategies and likelihood of beneficial impact of Tier 2 strategies).

FY26 Scope

Project completed in prior fiscal year(s).

SUMMARY OF ESTIMATED COSTS	Prior Year Actuals	FY23 Estimated Actuals	FY24 Budget	FY25 Projections	FY26 Projections	Estimated Future Years	Total
4000 - Staff Costs	\$ -	\$ -	\$ -	\$ -	\$ -	\$ -	\$ -
5000-7000 - Service & Supplies	-	-	-	-	-	-	-
8100 - Real Estate Services	-	-	-	-	-	-	-
8200 - Architect/Engineering Services	-	10,000	25,000	-	-	-	35,000
8300 - Environmental/Planning Services	-	-	-	-	-	-	-
8400 - Inspection/Construction Monitoring	-	-	-	-	-	-	-
8500 - Permitting Fees	-	-	-	-	-	-	-
8600 - Construction	-	55,000	-	-	-	-	55,000
8700 - Vehicles & Equipment	-	-	-	-	-	-	-
8800 - Structures	-	-	-	-	-	-	-
Grand Total	\$ -	\$ 65,000	\$ 25,000	\$ -	\$ -	\$ -	\$ 90,000

FUNDING SOURCE	Prior Year Actuals	FY23 Estimated Actuals	FY24 Budget	FY25 Projections	FY26 Projections	Estimated Future Years	Total
10 - General Fund Operating	\$ -	\$ -	\$ -	\$ -	\$ -	\$ -	\$ -
20 - Hawthorn Fund	-	-	-	-	-	-	-
30 - Measure AA Capital	-	65,000	25,000	-	-	-	90,000
40 - General Fund Capital	-	-	-	-	-	-	-
Grants/Partnerships/Other	-	-	-	-	-	-	-
Grand Total	\$ -	\$ 65,000	\$ 25,000	\$ -	\$ -	\$ -	\$ 90,000

Program: Public Access, Education and Outreach
Project #: MAA11-XXX
Fund: 30 - Measure AA Capital

Operating Budget Impact: Yes
Area of Interest: Choose one if applicable

Rancho San Antonio Deer Hollow Farm Restroom

Project Purpose

Replace existing vault toilet at Deer Hollow Farm with new vault toilet.

FY24 Scope

Complete construction documents. Complete CEQA review.

FY25 Scope

Obtain permits, solicit bids, award contract and initiate construction.

FY26 Scope

Complete construction.

SUMMARY OF ESTIMATED COSTS	Prior Year Actuals	FY23 Estimated Actuals	FY24 Budget	FY25 Projections	FY26 Projections	Estimated Future Years	Total
4000 - Staff Costs	\$ -	\$ -	\$ 1,867	\$ 12,366	\$ -	\$ -	\$ 14,233
5000-7000 - Service & Supplies	-	-	-	-	-	-	-
8100 - Real Estate Services	-	-	-	-	-	-	-
8200 - Architect/Engineering Services	-	-	11,000	-	-	-	11,000
8300 - Environmental/Planning Services	-	-	9,500	4,000	1,000	-	14,500
8400 - Inspection/Construction Monitoring	-	-	-	2,500	6,000	-	8,500
8500 - Permitting Fees	-	-	3,500	1,000	1,500	-	6,000
8600 - Construction	-	-	-	25,000	75,000	-	100,000
8700 - Vehicles & Equipment	-	-	-	-	-	-	-
8800 - Structures	-	-	-	-	-	-	-
Grand Total	\$ -	\$ -	\$ 25,867	\$ 44,866	\$ 83,500	\$ -	\$ 154,233

FUNDING SOURCE	Prior Year Actuals	FY23 Estimated Actuals	FY24 Budget	FY25 Projections	FY26 Projections	Estimated Future Years	Total
10 - General Fund Operating	\$ -	\$ -	\$ -	\$ -	\$ -	\$ -	\$ -
20 - Hawthorn Fund	-	-	-	-	-	-	-
30 - Measure AA Capital	-	-	25,867	44,866	83,500	-	154,233
40 - General Fund Capital	-	-	-	-	-	-	-
Grants/Partnerships/Other	-	-	-	-	-	-	-
Grand Total	\$ -	\$ -	\$ 25,867	\$ 44,866	\$ 83,500	\$ -	\$ 154,233

Program: Public Access, Education and Outreach
Project #: MAA16-001
Fund: 30 - Measure AA Capital

Operating Budget Impact: Yes
Area of Interest: Diversity

Long Ridge Trail Connection to Eagle Rock and Devils Canyon

Project Purpose

Provide public access to an approximately 1-mile trail connection to Eagle Rock and Devils Canyon.

FY24 Scope

Continue scoping and programming for the site.

FY25 Scope

Conduct feasibility studies to define the project description.

FY26 Scope

Initiate technical studies and prepare a preliminary design.

SUMMARY OF ESTIMATED COSTS	Prior Year Actuals	FY23 Estimated Actuals	FY24 Budget	FY25 Projections	FY26 Projections	Estimated Future Years	Total
4000 - Staff Costs	\$ -	\$ -	\$ -	\$ -	\$ 8,726	\$ -	\$ 8,726
5000-7000 - Service & Supplies	-	-	-	-	-	-	-
8100 - Real Estate Services	-	-	-	-	-	-	-
8200 - Architect/Engineering Services	-	-	50,000	95,000	200,000	-	345,000
8300 - Environmental/Planning Services	-	-	15,000	80,000	75,000	-	170,000
8400 - Inspection/Construction Monitoring	-	-	-	-	-	25,000	25,000
8500 - Permitting Fees	-	-	-	-	40,000	-	40,000
8600 - Construction	-	-	-	-	-	820,000	820,000
8700 - Vehicles & Equipment	-	-	-	-	-	-	-
8800 - Structures	-	-	-	-	-	-	-
Grand Total	\$ -	\$ -	\$ 65,000	\$ 175,000	\$ 323,726	\$ 845,000	\$ 1,408,726

FUNDING SOURCE	Prior Year Actuals	FY23 Estimated Actuals	FY24 Budget	FY25 Projections	FY26 Projections	Estimated Future Years	Total
10 - General Fund Operating	\$ -	\$ -	\$ -	\$ -	\$ -	\$ -	\$ -
20 - Hawthorn Fund	-	-	-	-	-	-	-
30 - Measure AA Capital	-	-	65,000	175,000	323,726	845,000	1,408,726
40 - General Fund Capital	-	-	-	-	-	-	-
Grants/Partnerships/Other	-	-	-	-	-	-	-
Grand Total	\$ -	\$ -	\$ 65,000	\$ 175,000	\$ 323,726	\$ 845,000	\$ 1,408,726

Program: Public Access, Education and Outreach
Project #: MAA17-XXX
Fund: 30 - Measure AA Capital

Operating Budget Impact: Yes
Area of Interest: Diversity

Upper Stevens Creek Trail Connection

Project Purpose

Partner with Santa Clara County Parks to design and construct a new multi-use trail connecting Picchetti Ranch and Monte Bello preserves with Upper Stevens Creek County Park, fulfilling legal commitment in conservation easement agreement.

FY24 Scope

Pending partnership agreement and agreed-upon project scope with Santa Clara County Parks, initiate technical studies, existing conditions and opportunities and constraints analysis. Initiate trail scouting.

FY25 Scope

Continue opportunities and constraints analysis, trail scouting, development of conceptual trail alignment options and identification of preferred trail alignment. Initiate stakeholder and public engagement.

FY26 Scope

Pending Board approval of project description, initiate environmental review. Continue stakeholder and public engagement.

SUMMARY OF ESTIMATED COSTS	Prior Year Actuals	FY23 Estimated Actuals	FY24 Budget	FY25 Projections	FY26 Projections	Estimated Future Years	Total
4000 - Staff Costs	\$ -	\$ -	\$ -	\$ -	\$ 8,911	\$ -	\$ 8,911
5000-7000 - Service & Supplies	-	-	-	-	-	-	-
8100 - Real Estate Services	-	-	-	-	-	-	-
8200 - Architect/Engineering Services	-	-	25,000	15,000	-	-	40,000
8300 - Environmental/Planning Services	-	-	40,000	35,000	40,000	-	115,000
8400 - Inspection/Construction Monitoring	-	-	-	-	-	-	-
8500 - Permitting Fees	-	-	-	-	-	-	-
8600 - Construction	-	-	-	-	-	-	-
8700 - Vehicles & Equipment	-	-	-	-	-	-	-
8800 - Structures	-	-	-	-	-	-	-
Grand Total	\$ -	\$ -	\$ 65,000	\$ 50,000	\$ 48,911	\$ -	\$ 163,911

FUNDING SOURCE	Prior Year Actuals	FY23 Estimated Actuals	FY24 Budget	FY25 Projections	FY26 Projections	Estimated Future Years	Total
10 - General Fund Operating	\$ -	\$ -	\$ -	\$ -	\$ -	\$ -	\$ -
20 - Hawthorn Fund	-	-	-	-	-	-	-
30 - Measure AA Capital	-	-	65,000	50,000	48,911	-	163,911
40 - General Fund Capital	-	-	-	-	-	-	-
Grants/Partnerships/Other	-	-	-	-	-	-	-
Grand Total	\$ -	\$ -	\$ 65,000	\$ 50,000	\$ 48,911	\$ -	\$ 163,911

Program: Public Access, Education and Outreach
Project #: MAA20-002
Fund: 30 - Measure AA Capital

Operating Budget Impact: Yes
Area of Interest: Choose one if applicable

Bay Area Ridge Trail: Highway 17 Crossing

Project Purpose

Provide a regional recreational trail crossing across Highway 17 in Santa Clara County by constructing a new overcrossing near Los Gatos and Lexington Reservoir in close alignment with the Highway 17 Wildlife Crossing project MAA20-001. See project MAA20-004 for description of relevant new trails and connections associated with the overcrossing.

FY24 Scope

Complete Caltrans PA&ED phase, including CEQA/NEPA review for Board consideration. Work with VTA as project delivery partner to initiate Caltrans PS&E in coordination with Caltrans, including issuance of RFP for design consultant. Continue partnership agreement discussions and negotiations with partner agencies and organizations.

FY25 Scope

Continue collaboration with VTA on permitting and final design of crossing structure and improvements within the Caltrans ROW. Finalize property rights for connecting trails before constructing the trail crossing. Finalize partnership agreements with partner agencies and organizations.

FY26 Scope

Continue collaboration with VTA to begin construction on crossing structure and improvements within the Caltrans right-of-way, if project has Caltrans approval and permits are secured and if there is sufficient funding for construction. Finalize partnership agreements with partner agencies and organizations as needed.

SUMMARY OF ESTIMATED COSTS	Prior Year Actuals	FY23 Estimated Actuals	FY24 Budget	FY25 Projections	FY26 Projections	Estimated Future Years	Total
4000 - Staff Costs	\$ 125,877	\$ 47,225	\$ 44,116	\$ 26,987	\$ 313,787	\$ 500,000	\$ 1,057,992
5000-7000 - Service & Supplies	-	-	-	-	-	-	-
8100 - Real Estate Services	-	-	-	-	-	-	-
8200 - Architect/Engineering Services	161,082	25,000	800,000	1,525,000	775,000	50,000	3,336,082
8300 - Environmental/Planning Services	688,863	487,500	223,600	-	-	-	1,399,963
8400 - Inspection/Construction Monitoring	-	-	-	-	-	-	-
8500 - Permitting Fees	323	-	-	-	-	-	323
8600 - Construction	-	-	-	-	-	13,500,000	13,500,000
8700 - Vehicles & Equipment	-	-	-	-	-	-	-
8800 - Structures	-	-	-	-	-	-	-
Grand Total	\$ 976,145	\$ 559,725	\$ 1,067,716	\$ 1,551,987	\$ 1,088,787	\$ 14,050,000	\$ 19,294,360

FUNDING SOURCE	Prior Year Actuals	FY23 Estimated Actuals	FY24 Budget	FY25 Projections	FY26 Projections	Estimated Future Years	Total
10 - General Fund Operating	\$ -	\$ -	\$ -	\$ -	\$ -	\$ -	\$ -
20 - Hawthorn Fund	-	-	-	-	-	-	-
30 - Measure AA Capital	976,145	559,725	1,067,716	1,551,987	1,088,787	550,000	5,794,360
40 - General Fund Capital	-	-	-	-	-	13,500,000	13,500,000
Grants/Partnerships/Other	-	-	-	-	-	-	-
Grand Total	\$ 976,145	\$ 559,725	\$ 1,067,716	\$ 1,551,987	\$ 1,088,787	\$ 14,050,000	\$ 19,294,360

Program: Public Access, Education and Outreach
Project #: MAA20-004
Fund: 30 - Measure AA Capital

Operating Budget Impact: Yes
Area of Interest: Choose one if applicable

Spooky Knoll Trail and Other New Hwy 17 Trail Connections

Project Purpose

Construct trails outside of Caltrans right-of-way that connect to the new Highway 17 trail crossing.

FY24 Scope

Secure permits to build new trail connections.

FY25 Scope

Complete trail construction and close out congressional earmark funding.

FY26 Scope

Project completed in prior fiscal year(s).

SUMMARY OF ESTIMATED COSTS	Prior Year Actuals	FY23 Estimated Actuals	FY24 Budget	FY25 Projections	FY26 Projections	Estimated Future Years	Total
4000 - Staff Costs	\$ -	\$ -	\$ 119,224	\$ 146,949	\$ -	\$ -	\$ 266,173
5000-7000 - Service & Supplies	-	-	-	-	-	-	-
8100 - Real Estate Services	-	-	-	-	-	-	-
8200 - Architect/Engineering Services	-	-	30,000	20,000	-	-	50,000
8300 - Environmental/Planning Services	-	-	-	-	-	-	-
8400 - Inspection/Construction Monitoring	-	-	3,000	3,000	-	-	6,000
8500 - Permitting Fees	-	-	19,000	-	-	-	19,000
8600 - Construction	-	-	80,000	80,000	-	-	160,000
8700 - Vehicles & Equipment	-	-	-	-	-	-	-
8800 - Structures	-	-	-	-	-	-	-
Grand Total	\$ -	\$ -	\$ 251,224	\$ 249,949	\$ -	\$ -	\$ 501,173

FUNDING SOURCE	Prior Year Actuals	FY23 Estimated Actuals	FY24 Budget	FY25 Projections	FY26 Projections	Estimated Future Years	Total
10 - General Fund Operating	\$ -	\$ -	\$ -	\$ -	\$ -	\$ -	\$ -
20 - Hawthorn Fund	-	-	-	-	-	-	-
30 - Measure AA Capital	-	-	251,224	249,949	-	-	501,173
40 - General Fund Capital	-	-	-	-	-	-	-
Grants/Partnerships/Other	-	-	-	-	-	-	-
Grand Total	\$ -	\$ -	\$ 251,224	\$ 249,949	\$ -	\$ -	\$ 501,173

Program: Public Access, Education and Outreach
Project #: MAA21-004
Fund: 30 - Measure AA Capital

Operating Budget Impact: Yes
Area of Interest: Choose one if applicable

Bear Creek Stables Project

Project Purpose

Implement maintenance and repairs plan to maintain equestrian use at Bear Creek Stables, including water infrastructure improvements.

FY24 Scope

Complete construction documents. Obtain local building permits.

FY25 Scope

Solicit bids, award contract and complete construction.

FY26 Scope

Project completed in prior fiscal year(s).

SUMMARY OF ESTIMATED COSTS	Prior Year Actuals	FY23 Estimated Actuals	FY24 Budget	FY25 Projections	FY26 Projections	Estimated Future Years	Total
4000 - Staff Costs	\$ 56,104	\$ 30,454	\$ 30,105	\$ 22,898	\$ -	\$ -	\$ 139,561
5000-7000 - Service & Supplies	-	-	-	-	-	-	-
8100 - Real Estate Services	-	-	-	-	-	-	-
8200 - Architect/Engineering Services	683,050	75,000	100,000	75,000	-	-	933,050
8300 - Environmental/Planning Services	5,540	-	-	-	-	-	5,540
8400 - Inspection/Construction Monitoring	11,800	10,500	-	48,000	-	-	70,300
8500 - Permitting Fees	15,823	19,000	8,000	2,500	-	-	45,323
8600 - Construction	36,499	-	-	4,350,000	-	-	4,386,499
8700 - Vehicles & Equipment	-	-	-	-	-	-	-
8800 - Structures	-	-	-	-	-	-	-
Grand Total	\$ 808,816	\$ 134,954	\$ 138,105	\$ 4,498,398	\$ -	\$ -	\$ 5,580,273

FUNDING SOURCE	Prior Year Actuals	FY23 Estimated Actuals	FY24 Budget	FY25 Projections	FY26 Projections	Estimated Future Years	Total
10 - General Fund Operating	\$ -	\$ -	\$ -	\$ -	\$ -	\$ -	\$ -
20 - Hawthorn Fund	-	-	-	-	-	-	-
30 - Measure AA Capital	808,816	134,954	138,105	2,748,398	-	-	3,830,273
40 - General Fund Capital	-	-	-	1,750,000	-	-	1,750,000
Grants/Partnerships/Other	-	-	-	-	-	-	-
Grand Total	\$ 808,816	\$ 134,954	\$ 138,105	\$ 4,498,398	\$ -	\$ -	\$ 5,580,273

Program: Public Access, Education and Outreach
Project #: MAA21-006
Fund: 30 - Measure AA Capital

Operating Budget Impact: Yes
Area of Interest: Diversity

Bear Creek Redwoods - Alma College Cultural Landscape Rehabilitation

Project Purpose

Implement the planting plan associated with the Alma Cultural Landscape Rehabilitation Plan.

FY24 Scope

Purchase and install year 2 of native nursery plants, seed, plant protections and fencing.

FY25 Scope

Purchase and install year 3 of native nursery plants, seed, plant protections and fencing.

FY26 Scope

Purchase and install final year (year 4) of native nursery plants, seed, plant protections and fencing.

SUMMARY OF ESTIMATED COSTS	Prior Year Actuals	FY23 Estimated Actuals	FY24 Budget	FY25 Projections	FY26 Projections	Estimated Future Years	Total
4000 - Staff Costs	\$ 320,221	\$ 23,583	\$ 14,887	\$ 9,038	\$ 5,713	\$ -	\$ 373,442
5000-7000 - Service & Supplies	-	-	-	-	-	-	-
8100 - Real Estate Services	-	-	-	-	-	-	-
8200 - Architect/Engineering Services	813,413	5,000	-	-	-	-	818,413
8300 - Environmental/Planning Services	102,179	-	-	-	-	-	102,179
8400 - Inspection/Construction Monitoring	131,445	2,000	-	-	-	-	133,445
8500 - Permitting Fees	80,055	2,000	-	-	-	-	82,055
8600 - Construction	3,502,178	337,500	145,000	75,000	25,000	-	4,084,678
8700 - Vehicles & Equipment	-	-	-	-	-	-	-
8800 - Structures	-	-	-	-	-	-	-
Grand Total	\$ 4,949,491	\$ 370,083	\$ 159,887	\$ 84,038	\$ 30,713	\$ -	\$ 5,594,212

FUNDING SOURCE	Prior Year Actuals	FY23 Estimated Actuals	FY24 Budget	FY25 Projections	FY26 Projections	Estimated Future Years	Total
10 - General Fund Operating	\$ -	\$ -	\$ -	\$ -	\$ -	\$ -	\$ -
20 - Hawthorn Fund	-	-	-	-	-	-	-
30 - Measure AA Capital	4,282,973	(555,956)	159,887	84,038	30,713	-	4,001,655
40 - General Fund Capital	-	-	-	-	-	-	-
Grants/Partnerships/Other	666,518	926,039	-	-	-	-	1,592,557
Grand Total	\$ 4,949,491	\$ 370,083	\$ 159,887	\$ 84,038	\$ 30,713	\$ -	\$ 5,594,212

Program: Public Access, Education and Outreach
Project #: MAA21-011
Fund: 30 - Measure AA Capital

Operating Budget Impact: Yes
Area of Interest: Diversity

Phase 2 Trail Improvements, Bear Creek Redwoods

Project Purpose

Implement Phase 2 trail improvements, including multi-use through-trail connection, to open northeastern part of Bear Creek Redwoods Open Space Preserve to public access.

FY24 Scope

Complete construction work. Close out regulatory and local permits. Close out grant. Conduct regulatory monitoring. Current scope assumes use of existing roads versus extensive new trail construction; if scope changes, schedule and budget will need to change.

FY25 Scope

Conduct regulatory monitoring.

FY26 Scope

Conduct regulatory monitoring.

SUMMARY OF ESTIMATED COSTS	Prior Year Actuals	FY23 Estimated Actuals	FY24 Budget	FY25 Projections	FY26 Projections	Estimated Future Years	Total
4000 - Staff Costs	\$ 193,253	\$ 235,352	\$ 132,148	\$ -	\$ -	\$ -	\$ 560,753
5000-7000 - Service & Supplies	-	-	-	-	-	-	-
8100 - Real Estate Services	-	-	-	-	-	-	-
8200 - Architect/Engineering Services	504,903	183,355	103,855	10,000	-	-	802,113
8300 - Environmental/Planning Services	36,024	-	8,500	-	-	-	44,524
8400 - Inspection/Construction Monitoring	-	-	20,000	10,000	-	-	30,000
8500 - Permitting Fees	22,663	5,500	5,000	5,000	-	-	38,163
8600 - Construction	103,552	370,800	2,519,263	656,000	2,000	-	3,651,615
8700 - Vehicles & Equipment	-	-	-	-	-	-	-
8800 - Structures	-	-	-	-	-	-	-
Grand Total	\$ 860,396	\$ 795,007	\$ 2,788,766	\$ 681,000	\$ 2,000	\$ -	\$ 5,127,169

FUNDING SOURCE	Prior Year Actuals	FY23 Estimated Actuals	FY24 Budget	FY25 Projections	FY26 Projections	Estimated Future Years	Total
10 - General Fund Operating	\$ -	\$ -	\$ -	\$ -	\$ -	\$ -	\$ -
20 - Hawthorn Fund	-	-	-	-	-	-	-
30 - Measure AA Capital	860,396	795,007	1,377,259	(378,614)	2,000	-	2,656,048
40 - General Fund Capital	-	-	-	-	-	-	-
Grants/Partnerships/Other	-	-	1,411,507	1,059,614	-	-	2,471,121
Grand Total	\$ 860,396	\$ 795,007	\$ 2,788,766	\$ 681,000	\$ 2,000	\$ -	\$ 5,127,169

Program: Public Access, Education and Outreach
Project #: VP05-002
Fund: 10 - General Fund Operating

Operating Budget Impact: No
Area of Interest: Diversity

La Honda Creek Parking and Trailhead Access - Phase 1 Feasibility Study and CEQA Review

Project Purpose

Provide parking, trailhead access and amenities to support opening the currently closed central portion of the Preserve to the public. Conduct technical studies and an analysis of existing conditions, opportunities and challenges to assess the feasibility of six sites recommended by the 2019-20 La Honda Public Access Working Group.

FY24 Scope

Present technical and feasibility analysis, findings, and PNR recommendations to the Board for review, input, and confirmation on direction for next steps. Select preferred site plan alternatives to advance into environmental review and design development. Continue public and stakeholder engagement. Hire environmental planning consultant and initiate environmental review.

FY25 Scope

Complete environmental review. Bring final proposed parking and trailhead access project to the Board to certify the CEQA document/adopt the CEQA findings and approve the project to proceed with design and implementation of site(s) prioritized by the Board.

FY26 Scope

Phase 1 completed in prior fiscal year(s). Phase 2 Implementation is discussed as part of Project MAA05-013.

SUMMARY OF ESTIMATED COSTS	Prior Year Actuals	FY23 Estimated Actuals	FY24 Budget	FY25 Projections	FY26 Projections	Estimated Future Years	Total
4000 - Staff Costs	\$ -	\$ -	\$ -	\$ -	\$ -	\$ -	\$ -
5000-7000 - Service & Supplies	234,176	160,000	89,000	100,000	-	-	583,176
8100 - Real Estate Services	-	-	-	-	-	-	-
8200 - Architect/Engineering Services	-	-	-	-	-	-	-
8300 - Environmental/Planning Services	-	-	-	-	-	-	-
8400 - Inspection/Construction Monitoring	-	-	-	-	-	-	-
8500 - Permitting Fees	-	-	-	-	-	-	-
8600 - Construction	-	-	-	-	-	-	-
8700 - Vehicles & Equipment	-	-	-	-	-	-	-
8800 - Structures	-	-	-	-	-	-	-
Grand Total	\$ 234,176	\$ 160,000	\$ 89,000	\$ 100,000	\$ -	\$ -	\$ 583,176

FUNDING SOURCE	Prior Year Actuals	FY23 Estimated Actuals	FY24 Budget	FY25 Projections	FY26 Projections	Estimated Future Years	Total
10 - General Fund Operating	\$ 234,176	\$ 160,000	\$ 89,000	\$ 100,000	\$ -	\$ -	\$ 583,176
20 - Hawthorn Fund	-	-	-	-	-	-	-
30 - Measure AA Capital	-	-	-	-	-	-	-
40 - General Fund Capital	-	-	-	-	-	-	-
Grants/Partnerships/Other	-	-	-	-	-	-	-
Grand Total	\$ 234,176	\$ 160,000	\$ 89,000	\$ 100,000	\$ -	\$ -	\$ 583,176

Program: Public Access, Education and Outreach
Project #: VP07-XXX
Fund: 10 - General Fund Operating

Operating Budget Impact: Yes
Area of Interest: Diversity

La Honda Parking Area - South Area

Project Purpose

Develop a new parking area and trail with equestrian trailer parking in the southern reaches of the preserve per the La Honda Creek Open Space Preserve Master Plan.

FY24 Scope

Project not yet started.

FY25 Scope

Initiate technical studies, site opportunities and constraints analysis.

FY26 Scope

Develop conceptual site plan alternatives.

SUMMARY OF ESTIMATED COSTS	Prior Year Actuals	FY23 Estimated Actuals	FY24 Budget	FY25 Projections	FY26 Projections	Estimated Future Years	Total
4000 - Staff Costs	\$ -	\$ -	\$ -	\$ -	\$ -	\$ -	\$ -
5000-7000 - Service & Supplies	-	-	-	50,000	50,000	-	100,000
8100 - Real Estate Services	-	-	-	-	-	-	-
8200 - Architect/Engineering Services	-	-	-	-	-	-	-
8300 - Environmental/Planning Services	-	-	-	-	-	-	-
8400 - Inspection/Construction Monitoring	-	-	-	-	-	-	-
8500 - Permitting Fees	-	-	-	-	-	-	-
8600 - Construction	-	-	-	-	-	-	-
8700 - Vehicles & Equipment	-	-	-	-	-	-	-
8800 - Structures	-	-	-	-	-	-	-
Grand Total	\$ -	\$ -	\$ -	\$ 50,000	\$ 50,000	\$ -	\$ 100,000

FUNDING SOURCE	Prior Year Actuals	FY23 Estimated Actuals	FY24 Budget	FY25 Projections	FY26 Projections	Estimated Future Years	Total
10 - General Fund Operating	\$ -	\$ -	\$ -	\$ 50,000	\$ 50,000	\$ -	\$ 100,000
20 - Hawthorn Fund	-	-	-	-	-	-	-
30 - Measure AA Capital	-	-	-	-	-	-	-
40 - General Fund Capital	-	-	-	-	-	-	-
Grants/Partnerships/Other	-	-	-	-	-	-	-
Grand Total	\$ -	\$ -	\$ -	\$ 50,000	\$ 50,000	\$ -	\$ 100,000

Program: Public Access, Education and Outreach
Project #: VP11-001
Fund: 10 - General Fund Operating

Operating Budget Impact: Yes
Area of Interest: Diversity

Rancho San Antonio Multimodal Access - Implementation (Non-MAA Funded)

Project Purpose

Implement transportation demand management strategies at Rancho San Antonio to reduce parking challenges and encourage multimodal access to the preserve. *This project is the same as MAA11-003 but is separate as not all the work is MAA eligible.

FY24 Scope

Continue implementation of Tier 1 strategies. Evaluate pilot program effectiveness and consider long-term implementation if feasible.

FY25 Scope

Placeholder for evaluation of Tier 2 strategies, if needed.

FY26 Scope

Project completed in prior fiscal year(s).

SUMMARY OF ESTIMATED COSTS	Prior Year Actuals	FY23 Estimated Actuals	FY24 Budget	FY25 Projections	FY26 Projections	Estimated Future Years	Total
4000 - Staff Costs	\$ -	\$ -	\$ -	\$ -	\$ -	\$ -	\$ -
5000-7000 - Service & Supplies	74,264	110,000	50,000	10,000	-	-	244,264
8100 - Real Estate Services	-	-	-	-	-	-	-
8200 - Architect/Engineering Services	-	-	-	-	-	-	-
8300 - Environmental/Planning Services	-	-	-	-	-	-	-
8400 - Inspection/Construction Monitoring	-	-	-	-	-	-	-
8500 - Permitting Fees	-	-	-	-	-	-	-
8600 - Construction	-	-	-	-	-	-	-
8700 - Vehicles & Equipment	-	-	-	-	-	-	-
8800 - Structures	-	-	-	-	-	-	-
Grand Total	\$ 74,264	\$ 110,000	\$ 50,000	\$ 10,000	\$ -	\$ -	\$ 244,264

FUNDING SOURCE	Prior Year Actuals	FY23 Estimated Actuals	FY24 Budget	FY25 Projections	FY26 Projections	Estimated Future Years	Total
10 - General Fund Operating	\$ 74,264	\$ 110,000	\$ 50,000	\$ 10,000	\$ -	\$ -	\$ 244,264
20 - Hawthorn Fund	-	-	-	-	-	-	-
30 - Measure AA Capital	-	-	-	-	-	-	-
40 - General Fund Capital	-	-	-	-	-	-	-
Grants/Partnerships/Other	-	-	-	-	-	-	-
Grand Total	\$ 74,264	\$ 110,000	\$ 50,000	\$ 10,000	\$ -	\$ -	\$ 244,264

Program: Public Access, Education and Outreach
Project #: VP14-001
Fund: 40 - General Fund Capital

Operating Budget Impact: Yes
Area of Interest: Choose one if applicable

California Riding & Hiking Trails

Project Purpose

Pursue viable sections of the California Riding & Hiking Trail (CRHT) at Russian Ridge, Teague Hill and Lower La Honda Creek to Sam McDonald County Park for expanding trail connection opportunities. Work with State Parks to receive quitclaim deed for existing CRHT easement along Woodruff Creek as connection between Russian Ridge and the Woodruff Redwoods addition to La Honda Creek Preserve, and work with San Mateo County Parks on connections between La Honda Creek Preserve and Sam McDonald Park.

FY24 Scope

Work with State to facilitate quitclaim of CRHT easements at Russian Ridge Preserve and for connection between La Honda Creek Preserve and County Parks and bring acceptance of CRHT easements to the Board for approval.

FY25 Scope

Project completed in prior fiscal year(s).

FY26 Scope

Project completed in prior fiscal year(s).

SUMMARY OF ESTIMATED COSTS	Prior Year Actuals	FY23 Estimated Actuals	FY24 Budget	FY25 Projections	FY26 Projections	Estimated Future Years	Total
4000 - Staff Costs	\$ -	\$ -	\$ -	\$ -	\$ -	\$ -	\$ -
5000-7000 - Service & Supplies	-	-	-	-	-	-	-
8100 - Real Estate Services	-	-	6,000	-	-	-	6,000
8200 - Architect/Engineering Services	-	-	-	-	-	-	-
8300 - Environmental/Planning Services	-	-	-	-	-	-	-
8400 - Inspection/Construction Monitoring	-	-	-	-	-	-	-
8500 - Permitting Fees	-	-	-	-	-	-	-
8600 - Construction	-	-	-	-	-	-	-
8700 - Vehicles & Equipment	-	-	-	-	-	-	-
8800 - Structures	-	-	-	-	-	-	-
Grand Total	\$ -	\$ -	\$ 6,000	\$ -	\$ -	\$ -	\$ 6,000

FUNDING SOURCE	Prior Year Actuals	FY23 Estimated Actuals	FY24 Budget	FY25 Projections	FY26 Projections	Estimated Future Years	Total
10 - General Fund Operating	\$ -	\$ -	\$ -	\$ -	\$ -	\$ -	\$ -
20 - Hawthorn Fund	-	-	-	-	-	-	-
30 - Measure AA Capital	-	-	-	-	-	-	-
40 - General Fund Capital	-	-	6,000	-	-	-	6,000
Grants/Partnerships/Other	-	-	-	-	-	-	-
Grand Total	\$ -	\$ -	\$ 6,000	\$ -	\$ -	\$ -	\$ 6,000

Program: Public Access, Education and Outreach
Project #: VP21-005
Fund: 40 - General Fund Capital

Operating Budget Impact: Yes
Area of Interest: Diversity

Bear Creek Redwoods North Parking Area

Project Purpose

Construct new North Parking Area to expand and improve parking capacity at Bear Creek Redwoods Preserve as prioritized in Phase 3 of the preserve plan. The new paved parking lot is planned to include equestrian parking.

FY24 Scope

Complete technical studies. Complete public outreach and stakeholder engagement on conceptual site plan alternatives. Revise the conceptual design with Board and public input. Confirm the need for additional CEQA review.

FY25 Scope

Complete the design development and construction documentation. If required, complete additional CEQA review and obtain Board certification of CEQA findings. Begin local permitting. Begin interpretive element design.

FY26 Scope

Secure permits and prepare Request for Bids. Solicit bids, award contract and begin construction.

SUMMARY OF ESTIMATED COSTS	Prior Year Actuals	FY23 Estimated Actuals	FY24 Budget	FY25 Projections	FY26 Projections	Estimated Future Years	Total
4000 - Staff Costs	\$ -	\$ -	\$ -	\$ -	\$ -	\$ -	\$ -
5000-7000 - Service & Supplies	-	-	-	-	-	-	-
8100 - Real Estate Services	-	-	-	-	-	-	-
8200 - Architect/Engineering Services	-	35,000	55,000	75,000	50,000	-	215,000
8300 - Environmental/Planning Services	-	16,000	25,000	-	-	-	41,000
8400 - Inspection/Construction Monitoring	-	-	25,000	-	52,000	-	77,000
8500 - Permitting Fees	-	-	-	5,000	15,000	-	20,000
8600 - Construction	-	-	-	-	753,500	1,000,000	1,753,500
8700 - Vehicles & Equipment	-	-	-	-	-	-	-
8800 - Structures	-	-	-	-	-	-	-
Grand Total	\$ -	\$ 51,000	\$ 105,000	\$ 80,000	\$ 870,500	\$ 1,000,000	\$ 2,106,500

FUNDING SOURCE	Prior Year Actuals	FY23 Estimated Actuals	FY24 Budget	FY25 Projections	FY26 Projections	Estimated Future Years	Total
10 - General Fund Operating	\$ -	\$ -	\$ -	\$ -	\$ -	\$ -	\$ -
20 - Hawthorn Fund	-	-	-	-	-	-	-
30 - Measure AA Capital	-	-	-	-	-	-	-
40 - General Fund Capital	-	51,000	105,000	80,000	870,500	1,000,000	2,106,500
Grants/Partnerships/Other	-	-	-	-	-	-	-
Grand Total	\$ -	\$ 51,000	\$ 105,000	\$ 80,000	\$ 870,500	\$ 1,000,000	\$ 2,106,500

Program: Public Access, Education and Outreach
Project #: XXXXX
Fund: 40 - General Fund Capital

Operating Budget Impact: No
Area of Interest: Choose one if applicable

Bear Creek Redwoods - Alma Trail Slide

Project Purpose

Landslide damage to culvert and resulting trail failure. Replace culvert and repair trail.

FY24 Scope

Complete CEQA review. Replace culvert and repair trail. The scope of work and budget is subject to change following additional assessment from FEMA and staff.

FY25 Scope

Project completed in prior fiscal year(s).

FY26 Scope

Project completed in prior fiscal year(s).

SUMMARY OF ESTIMATED COSTS	Prior Year Actuals	FY23 Estimated Actuals	FY24 Budget	FY25 Projections	FY26 Projections	Estimated Future Years	Total
4000 - Staff Costs	\$ -	\$ -	\$ -	\$ -	\$ -	\$ -	\$ -
5000-7000 - Service & Supplies	-	-	-	-	-	-	-
8100 - Real Estate Services	-	-	-	-	-	-	-
8200 - Architect/Engineering Services	-	-	-	-	-	-	-
8300 - Environmental/Planning Services	-	-	-	-	-	-	-
8400 - Inspection/Construction Monitoring	-	-	-	-	-	-	-
8500 - Permitting Fees	-	-	-	-	-	-	-
8600 - Construction	-	-	60,000	-	-	-	60,000
8700 - Vehicles & Equipment	-	-	-	-	-	-	-
8800 - Structures	-	-	-	-	-	-	-
Grand Total	\$ -	\$ -	\$ 60,000	\$ -	\$ -	\$ -	\$ 60,000

FUNDING SOURCE	Prior Year Actuals	FY23 Estimated Actuals	FY24 Budget	FY25 Projections	FY26 Projections	Estimated Future Years	Total
10 - General Fund Operating	\$ -	\$ -	\$ -	\$ -	\$ -	\$ -	\$ -
20 - Hawthorn Fund	-	-	-	-	-	-	-
30 - Measure AA Capital	-	-	-	-	-	-	-
40 - General Fund Capital	-	-	60,000	-	-	-	60,000
Grants/Partnerships/Other	-	-	-	-	-	-	-
Grand Total	\$ -	\$ -	\$ 60,000	\$ -	\$ -	\$ -	\$ 60,000

Program: Public Access, Education and Outreach
Project #: XXXXX
Fund: 40 - General Fund Capital

Operating Budget Impact: No
Area of Interest: Choose one if applicable

Bear Creek Redwoods - Parking Lot Culvert

Project Purpose

Storm damage to culvert below existing parking lot. Replace 60" 1500' culvert under parking lot and repair parking lot.

FY24 Scope

Complete CEQA review. Replace 60" 1500' culvert under parking lot and repair parking lot. The scope of work and budget is subject to change following additional assessment from FEMA and staff.

FY25 Scope

Replace 60" 1500' culvert under parking lot and repair parking lot. The scope of work and budget is subject to change following additional assessment from FEMA and staff.

FY26 Scope

Project completed in prior fiscal year(s).

SUMMARY OF ESTIMATED COSTS	Prior Year Actuals	FY23 Estimated Actuals	FY24 Budget	FY25 Projections	FY26 Projections	Estimated Future Years	Total
4000 - Staff Costs	\$ -	\$ -	\$ -	\$ -	\$ -	\$ -	\$ -
5000-7000 - Service & Supplies	-	-	-	-	-	-	-
8100 - Real Estate Services	-	-	-	-	-	-	-
8200 - Architect/Engineering Services	-	-	-	-	-	-	-
8300 - Environmental/Planning Services	-	-	-	-	-	-	-
8400 - Inspection/Construction Monitoring	-	-	-	-	-	-	-
8500 - Permitting Fees	-	-	-	-	-	-	-
8600 - Construction	-	-	761,000	761,000	-	-	1,522,000
8700 - Vehicles & Equipment	-	-	-	-	-	-	-
8800 - Structures	-	-	-	-	-	-	-
Grand Total	\$ -	\$ -	\$ 761,000	\$ 761,000	\$ -	\$ -	\$ 1,522,000

FUNDING SOURCE	Prior Year Actuals	FY23 Estimated Actuals	FY24 Budget	FY25 Projections	FY26 Projections	Estimated Future Years	Total
10 - General Fund Operating	\$ -	\$ -	\$ -	\$ -	\$ -	\$ -	\$ -
20 - Hawthorn Fund	-	-	-	-	-	-	-
30 - Measure AA Capital	-	-	-	-	-	-	-
40 - General Fund Capital	-	-	761,000	761,000	-	-	1,522,000
Grants/Partnerships/Other	-	-	-	-	-	-	-
Grand Total	\$ -	\$ -	\$ 761,000	\$ 761,000	\$ -	\$ -	\$ 1,522,000

Program: Public Access, Education and Outreach
Project #: XXXXX
Fund: 40 - General Fund Capital

Operating Budget Impact: No
Area of Interest: Choose one if applicable

District-wide Culvert Repair Permanent Work

Project Purpose

Storm damage to multiple culvert; damage requires replacements or repairs after scouring, damage and/or failure. Preserves include Long Ridge, Monte Bello, Miramontes Ridge, Purisma Creek Redwoods, Skyline Ridge

FY24 Scope

Replace and/or repair culverts. Complete CEQA documentation. The scope of work and budget is subject to change following additional assessment from FEMA and staff.

FY25 Scope

Replace and/or repair culverts. The scope of work and budget is subject to change following additional assessment from FEMA and staff.

FY26 Scope

Replace and/or repair culverts. The scope of work and budget is subject to change following additional assessment from FEMA and staff.

SUMMARY OF ESTIMATED COSTS	Prior Year Actuals	FY23 Estimated Actuals	FY24 Budget	FY25 Projections	FY26 Projections	Estimated Future Years	Total
4000 - Staff Costs	\$ -	\$ -	\$ -	\$ -	\$ -	\$ -	\$ -
5000-7000 - Service & Supplies	-	-	-	-	-	-	-
8100 - Real Estate Services	-	-	-	-	-	-	-
8200 - Architect/Engineering Services	-	-	-	-	-	-	-
8300 - Environmental/Planning Services	-	-	-	-	-	-	-
8400 - Inspection/Construction Monitoring	-	-	-	-	-	-	-
8500 - Permitting Fees	-	-	-	-	-	-	-
8600 - Construction	-	-	26,500	26,500	26,500	-	79,500
8700 - Vehicles & Equipment	-	-	-	-	-	-	-
8800 - Structures	-	-	-	-	-	-	-
Grand Total	\$ -	\$ -	\$ 26,500	\$ 26,500	\$ 26,500	\$ -	\$ 79,500

FUNDING SOURCE	Prior Year Actuals	FY23 Estimated Actuals	FY24 Budget	FY25 Projections	FY26 Projections	Estimated Future Years	Total
10 - General Fund Operating	\$ -	\$ -	\$ -	\$ -	\$ -	\$ -	\$ -
20 - Hawthorn Fund	-	-	-	-	-	-	-
30 - Measure AA Capital	-	-	-	-	-	-	-
40 - General Fund Capital	-	-	26,500	26,500	26,500	-	79,500
Grants/Partnerships/Other	-	-	-	-	-	-	-
Grand Total	\$ -	\$ -	\$ 26,500	\$ 26,500	\$ 26,500	\$ -	\$ 79,500

Program: Public Access, Education and Outreach
Project #: XXXXX
Fund: 40 - General Fund Capital

Operating Budget Impact: No
Area of Interest: Choose one if applicable

District-wide Trail Repair Permanent Work

Project Purpose

Landslide damage to trails causing trail and bridge failures. Repair and possible replacement of bridges and repair to trails, inlet/outlets, and landslide damage. Preserves include: El Corte Madera Creek, Monte Bello, Purisma Creek Redwoods, Russian Ridge, Skyline Ridge, Thornewood, Windy Hill.

FY24 Scope

Complete CEQA documentation. Repair and/or replace bridges, trails and inlets/outlets. The scope of work and budget is subject to change following additional assessment from FEMA and staff.

FY25 Scope

Repair and/or replace bridges, trails and inlets/outlets. The scope of work and budget is subject to change following additional assessment from FEMA and staff.

FY26 Scope

Repair and/or replace bridges, trails and inlets/outlets. The scope of work and budget is subject to change following additional assessment from FEMA and staff.

SUMMARY OF ESTIMATED COSTS	Prior Year Actuals	FY23 Estimated Actuals	FY24 Budget	FY25 Projections	FY26 Projections	Estimated Future Years	Total
4000 - Staff Costs	\$ -	\$ -	\$ -	\$ -	\$ -	\$ -	\$ -
5000-7000 - Service & Supplies	-	-	-	-	-	-	-
8100 - Real Estate Services	-	-	-	-	-	-	-
8200 - Architect/Engineering Services	-	-	-	-	-	-	-
8300 - Environmental/Planning Services	-	-	-	-	-	-	-
8400 - Inspection/Construction Monitoring	-	-	-	-	-	-	-
8500 - Permitting Fees	-	-	-	-	-	-	-
8600 - Construction	-	-	53,600	53,600	53,600	-	160,800
8700 - Vehicles & Equipment	-	-	-	-	-	-	-
8800 - Structures	-	-	-	-	-	-	-
Grand Total	\$ -	\$ -	\$ 53,600	\$ 53,600	\$ 53,600	\$ -	\$ 160,800

FUNDING SOURCE	Prior Year Actuals	FY23 Estimated Actuals	FY24 Budget	FY25 Projections	FY26 Projections	Estimated Future Years	Total
10 - General Fund Operating	\$ -	\$ -	\$ -	\$ -	\$ -	\$ -	\$ -
20 - Hawthorn Fund	-	-	-	-	-	-	-
30 - Measure AA Capital	-	-	-	-	-	-	-
40 - General Fund Capital	-	-	53,600	53,600	53,600	-	160,800
Grants/Partnerships/Other	-	-	-	-	-	-	-
Grand Total	\$ -	\$ -	\$ 53,600	\$ 53,600	\$ 53,600	\$ -	\$ 160,800

Program: Public Access, Education and Outreach
Project #: XXXXX
Fund: 40 - General Fund Capital

Operating Budget Impact: No
Area of Interest: Choose one if applicable

El Corte de Madera - Spring Board Trail Culvert and Bridge

Project Purpose

Storm-damaged bridge and four failed culverts. Repair or replacement of bridge and four culverts.

FY24 Scope

Repair and/or replace a damaged bridge and failed culverts. The scope of work and budget is subject to change following additional assessment from FEMA and staff.

FY25 Scope

Project completed in prior fiscal year(s).

FY26 Scope

Project completed in prior fiscal year(s).

SUMMARY OF ESTIMATED COSTS	Prior Year Actuals	FY23 Estimated Actuals	FY24 Budget	FY25 Projections	FY26 Projections	Estimated Future Years	Total
4000 - Staff Costs	\$ -	\$ -	\$ -	\$ -	\$ -	\$ -	\$ -
5000-7000 - Service & Supplies	-	-	-	-	-	-	-
8100 - Real Estate Services	-	-	-	-	-	-	-
8200 - Architect/Engineering Services	-	-	-	-	-	-	-
8300 - Environmental/Planning Services	-	-	-	-	-	-	-
8400 - Inspection/Construction Monitoring	-	-	-	-	-	-	-
8500 - Permitting Fees	-	-	-	-	-	-	-
8600 - Construction	-	-	1,329,000	-	-	-	1,329,000
8700 - Vehicles & Equipment	-	-	-	-	-	-	-
8800 - Structures	-	-	-	-	-	-	-
Grand Total	\$ -	\$ -	\$ 1,329,000	\$ -	\$ -	\$ -	\$ 1,329,000

FUNDING SOURCE	Prior Year Actuals	FY23 Estimated Actuals	FY24 Budget	FY25 Projections	FY26 Projections	Estimated Future Years	Total
10 - General Fund Operating	\$ -	\$ -	\$ -	\$ -	\$ -	\$ -	\$ -
20 - Hawthorn Fund	-	-	-	-	-	-	-
30 - Measure AA Capital	-	-	-	-	-	-	-
40 - General Fund Capital	-	-	1,329,000	-	-	-	1,329,000
Grants/Partnerships/Other	-	-	-	-	-	-	-
Grand Total	\$ -	\$ -	\$ 1,329,000	\$ -	\$ -	\$ -	\$ 1,329,000

Program: Public Access, Education and Outreach
Project #: XXXXX
Fund: 40 - General Fund Capital

Operating Budget Impact: No
Area of Interest: Choose one if applicable

Purisima Creek Road Vehicle Access

Project Purpose

Purisima Creek Road is not passable due to a washout from the 2022-23 storms. Assess road for long-term viability as a road, including potential replacement of three bridges. Rebuild washouts and replace bridges for patrol and emergency vehicle access.

FY24 Scope

Begin technical assessments and conceptual design for road and bridge repairs. The scope of work and budget is subject to change following additional assessment from FEMA and staff.

FY25 Scope

Develop design and construction plans. Complete CEQA review. Submit permit applications. Develop bid package and release for bid. Select contractor. The scope of work and budget is subject to change following additional assessment from FEMA and staff.

FY26 Scope

Begin road and bridge repairs. The scope of work and budget is subject to change following additional assessment from FEMA and staff.

SUMMARY OF ESTIMATED COSTS	Prior Year Actuals	FY23 Estimated Actuals	FY24 Budget	FY25 Projections	FY26 Projections	Estimated Future Years	Total
4000 - Staff Costs	\$ -	\$ -	\$ -	\$ -	\$ -	\$ -	\$ -
5000-7000 - Service & Supplies	-	-	-	-	-	-	-
8100 - Real Estate Services	-	-	-	-	-	-	-
8200 - Architect/Engineering Services	-	-	55,000	370,000	95,000	55,000	575,000
8300 - Environmental/Planning Services	-	-	105,000	85,000	50,000	25,000	265,000
8400 - Inspection/Construction Monitoring	-	-	20,000	-	110,000	95,000	225,000
8500 - Permitting Fees	-	-	-	-	35,000	-	35,000
8600 - Construction	-	-	1,260,000	1,260,000	2,560,000	1,500,000	6,580,000
8700 - Vehicles & Equipment	-	-	-	-	-	-	-
8800 - Structures	-	-	-	-	-	-	-
Grand Total	\$ -	\$ -	\$ 1,440,000	\$ 1,715,000	\$ 2,850,000	\$ 1,675,000	\$ 7,680,000

FUNDING SOURCE	Prior Year Actuals	FY23 Estimated Actuals	FY24 Budget	FY25 Projections	FY26 Projections	Estimated Future Years	Total
10 - General Fund Operating	\$ -	\$ -	\$ -	\$ -	\$ -	\$ -	\$ -
20 - Hawthorn Fund	-	-	-	-	-	-	-
30 - Measure AA Capital	-	-	-	-	-	-	-
40 - General Fund Capital	-	-	1,440,000	1,715,000	2,850,000	1,675,000	7,680,000
Grants/Partnerships/Other	-	-	-	-	-	-	-
Grand Total	\$ -	\$ -	\$ 1,440,000	\$ 1,715,000	\$ 2,850,000	\$ 1,675,000	\$ 7,680,000

Program: Public Access, Education and Outreach
Project #: XXXXX
Fund: 10 - General Fund Operating

Operating Budget Impact: No
Area of Interest: Choose one if applicable

Sierra Azul - Limekiln Trail Slide

Project Purpose

Landslide damage to culvert and resulting trail damage. Repair or replace culvert and repair trail.

FY24 Scope

Complete CEQA review. Repair or replace culvert and repair trail. The scope of work and budget is subject to change following additional assessment from FEMA and staff.

FY25 Scope

Project completed in prior fiscal year(s).

FY26 Scope

Project completed in prior fiscal year(s).

SUMMARY OF ESTIMATED COSTS	Prior Year Actuals	FY23 Estimated Actuals	FY24 Budget	FY25 Projections	FY26 Projections	Estimated Future Years	Total
4000 - Staff Costs	\$ -	\$ -	\$ -	\$ -	\$ -	\$ -	\$ -
5000-7000 - Service & Supplies	-	-	43,000	-	-	-	43,000
8100 - Real Estate Services	-	-	-	-	-	-	-
8200 - Architect/Engineering Services	-	-	-	-	-	-	-
8300 - Environmental/Planning Services	-	-	-	-	-	-	-
8400 - Inspection/Construction Monitoring	-	-	-	-	-	-	-
8500 - Permitting Fees	-	-	-	-	-	-	-
8600 - Construction	-	-	-	-	-	-	-
8700 - Vehicles & Equipment	-	-	-	-	-	-	-
8800 - Structures	-	-	-	-	-	-	-
Grand Total	\$ -	\$ -	\$ 43,000	\$ -	\$ -	\$ -	\$ 43,000

FUNDING SOURCE	Prior Year Actuals	FY23 Estimated Actuals	FY24 Budget	FY25 Projections	FY26 Projections	Estimated Future Years	Total
10 - General Fund Operating	\$ -	\$ -	\$ 43,000	\$ -	\$ -	\$ -	\$ 43,000
20 - Hawthorn Fund	-	-	-	-	-	-	-
30 - Measure AA Capital	-	-	-	-	-	-	-
40 - General Fund Capital	-	-	-	-	-	-	-
Grants/Partnerships/Other	-	-	-	-	-	-	-
Grand Total	\$ -	\$ -	\$ 43,000	\$ -	\$ -	\$ -	\$ 43,000

Program: Public Access, Education and Outreach
Project #: XXXXX
Fund: 10 - General Fund Operating

Operating Budget Impact: No
Area of Interest: Choose one if applicable

Visitor Use Management and Carrying Capacity

Project Purpose

Develop framework for visitor use management to assess visitor use capacity and identify management strategies that protect resources and enhance the visitor experience for possible future implementation at one or more Midpen preserves.

FY24 Scope

Project not yet started.

FY25 Scope

Project not yet started.

FY26 Scope

Conduct background research, literature review, and partner agency engagement. Initiate the process to develop visitor use management goals for an area, select indicators, establish thresholds and identify management strategies. Initiate public and stakeholder engagement.

SUMMARY OF ESTIMATED COSTS	Prior Year Actuals	FY23 Estimated Actuals	FY24 Budget	FY25 Projections	FY26 Projections	Estimated Future Years	Total
4000 - Staff Costs	\$ -	\$ -	\$ -	\$ -	\$ -	\$ -	\$ -
5000-7000 - Service & Supplies	-	-	-	-	25,000	-	25,000
8100 - Real Estate Services	-	-	-	-	-	-	-
8200 - Architect/Engineering Services	-	-	-	-	-	-	-
8300 - Environmental/Planning Services	-	-	-	-	-	-	-
8400 - Inspection/Construction Monitoring	-	-	-	-	-	-	-
8500 - Permitting Fees	-	-	-	-	-	-	-
8600 - Construction	-	-	-	-	-	-	-
8700 - Vehicles & Equipment	-	-	-	-	-	-	-
8800 - Structures	-	-	-	-	-	-	-
Grand Total	\$ -	\$ -	\$ -	\$ -	\$ 25,000	\$ -	\$ 25,000

FUNDING SOURCE	Prior Year Actuals	FY23 Estimated Actuals	FY24 Budget	FY25 Projections	FY26 Projections	Estimated Future Years	Total
10 - General Fund Operating	\$ -	\$ -	\$ -	\$ -	\$ 25,000	\$ -	\$ 25,000
20 - Hawthorn Fund	-	-	-	-	-	-	-
30 - Measure AA Capital	-	-	-	-	-	-	-
40 - General Fund Capital	-	-	-	-	-	-	-
Grants/Partnerships/Other	-	-	-	-	-	-	-
Grand Total	\$ -	\$ -	\$ -	\$ -	\$ 25,000	\$ -	\$ 25,000



Assets and Organizational Support



	New in FY24	Continuing in FY24	Total for FY24
Number of Projects	5	17	22
Total CIAP Budget	\$366,000	\$4,528,176	\$4,894,176
*Fund 10	1	7	8
Fund 30	0	0	0
Fund 40	4	10	14

*Excludes supporting projects

Project #	Project Name	Fiscal Year	FY24	FY25	FY26	3-Year Total	Page
10001	Records Management	FY24	\$40,000	\$0	\$0	\$40,000	127
10002	San Mateo County Master Permit	FY24	10,000	0	0	10,000	128
10003	Diversity, Equity, and Inclusion Program Actions	FY24/FY25/ FY26	60,000	50,000	25,000	135,000	129
10004	FOSM Update	FY24	100,000	0	0	100,000	130
31202-11-100000	New Administrative Office (AO) Facility	FY24	465,000	0	0	465,000	131
35004	Sierra Azul Ranger Residence	FY24	589,000	0	0	589,000	132
*35010	Structure Disposition	FY24/FY25/ FY26	247,700	660,200	660,200	1,568,100	133
51705	Cybersecurity Audit	FY24/FY25	40,000	25,000	0	65,000	134
51706	Cybersecurity Implementation	FY25/FY26	0	70,000	135,000	205,000	135
51707	Districtwide Firewall Upgrade	FY24/FY25	205,000	40,000	0	245,000	136
51708	Preserve Use Permit System	FY24/FY25	25,000	75,000	0	100,000	137
61020	Thornwood Residence Evaluation	FY24	253,000	0	0	253,000	138
**61026	Quam Residence Road Repair	FY24	428,000	0	0	428,000	139
65407	Radio System Assessment and Upgrade	FY24	95,000	0	0	95,000	140
VP06-XXX	Hawthorns Historic Complex Partnership	FY24/FY25/ FY26	15,000	25,000	10,000	50,000	141

DRAFT

Section 3 FY24 Budget Book

April 28, 2023

***VP06-XXX	Hawthorns Structures Stabilization/Repairs	FY25/FY26	0	0	0	0	142
XXXXX	Allen Road Washout Repair	FY26	0	0	60,000	60,000	143
XXXXX	Annex Building Repairs	FY25/FY26	0	70,000	17,500	87,500	144
XXXXX	Coastal Field Office	FY24/FY25	55,000	10,000	0	65,000	145
XXXXX	Cunha House Repair	FY25/FY26	0	43,000	122,000	165,000	146
XXXXX	FFO Solar Panels/EV Chargers	FY26	0	0	45,000	45,000	147
XXXXX	Fremont Older Residence Roof Replacement	FY26	0	0	30,000	30,000	148
XXXXX	Lone Madrone Mobile Home Replacement	FY26	0	0	45,000	45,000	149
*XXXXX	Prospect Road Culvert Replacement	FY24/FY25/ FY26	121,000	226,250	116,000	463,250	150
XXXXX	Replace Bridge MRBR1 in Miramontes Ridge	FY26	0	0	90,000	90,000	151
XXXXX	Replace Roof on Coal Creek Barn	FY26	0	0	50,000	50,000	152
XXXXX	Resource Management Permit for the Former Event Center Site	FY24/FY25/ FY26	75,000	250,000	50,000	375,000	153
XXXXX	Schilling Lake Spillway Repair	FY26	0	0	95,000	95,000	154
XXXXX	Skyline Field Office Renovation	FY24/FY25/ FY26	100,000	105,000	208,000	413,000	155
**XXXXX	Skyline Ridge - Skyline Ridge Road at Big Dipper Inholding	FY24	200,000	0	0	200,000	156
None	District Office Server Refresh	FY24	273,476	0	0	273,476	157
None	Ranger Laptop Refresh	FY24/FY25	137,000	47,000	0	184,000	158
None	Vehicle and Machinery/Equipment Purchases	Reoccurring	1,360,000	660,000	660,000	2,680,000	159
Total			\$4,894,176	\$2,356,450	\$2,418,700	\$9,669,326	

*Project scope of work, budget, and staff capacity is subject to change following additional assessment from FEMA to address storm damage projects.

**Storm damage project

***Project budget is pending board direction

Supporting Projects

Project Name	Project Purpose	Lead Department	Fiscal Year
Basic Policies for the Coastsides Protection Area	Develop basic policies for the Coastsides Protection Area and incorporate into Midpen's existing Basic Policy, originally adopted in 1999, to fulfill an obligation established by the 2003 Coastal Service Plan.	General Manager's Office	FY24/FY25
Computer System Failover (Off-site)	Maintain an off-site computer system failover for business continuity in the event physical servers are damaged by fire, natural disaster or cyberattack.	Administrative Services	FY25/FY26
Fleet Management	Consistent with the IT Master Plan, implement a fleet management system to plan, program, and track the management (including replacements and maintenance) of the vehicle and equipment fleet.	Administrative Services	FY24/FY25
Fleet Transition Plan	Create a medium- to long-term plan to transition the fleet away from fossil fuels, consistent with the Climate Action Plan.	Land and Facilities	FY24
GIS Strategic Plan	Consistent with the IT Master Plan, develop a GIS Strategic Plan that establishes a unified vision, goals and objectives for the GIS Program and provides a framework for department staff and other stakeholders to efficiently and effectively use geospatial technology.	Administrative Services	FY24
GM Signature Authority Legislation	Work with partner agencies to seek legislation allowing for General Manager purchasing authorization up to an amount not to exceed \$200,000 for supplies, materials, labor, and other services, with the actual amount subject to Board approval and Board policy.	Public Affairs	FY24/FY25
Good Neighbor Policy Update	Review and update the Good Neighbor Policy to ensure policy remains fresh and effective in maintaining positive relationships with neighbors/adjacent landowners.	Public Affairs	FY24

Historic Resources Procedural Guide/Library	Develop an administrative historic resources procedural guide as a guiding document for consistent historic resource management and update existing database.	Planning	FY24
IT Master Plan Update	Improve Midpen's technology tools by updating the IT Master Plan.	Administrative Services	FY25/FY26
*Midpen Science Summit	Host event on applied science in land restoration and stewardship as a complement to statewide 30x30 efforts.	Public Affairs	FY25/FY26
SharePoint - Document Management System	Continue building out the SharePoint platform on Office 365 to provide a cloud based document management system that supports remote work and ease of document retrieval/storage/transmittal/review.	Administrative Services	FY24
*Update to the District CEQA Guidelines	Update the Board adopted 2001 District Guidelines for the implementation of the California Environmental Quality Act (CEQA) to conform with current state law and Board policies.	Planning	FY25/FY26

*Project scope of work, budget, and staff capacity is subject to change following additional assessment from FEMA to address storm damage projects

Program: Assets and Organizational Support
Project #: 10001
Fund: 10 - General Fund Operating

Operating Budget Impact: Yes
Area of Interest: Choose one if applicable

Records Management

Project Purpose

Continue to support paperless solutions and increase remote access to Midpen documents; use the Board-approved retention schedule to inventory and digitize paper files.

FY24 Scope

Complete an inventory of electronic documents and input records into the Electronic Document Management System. (Note: prior completed work focused on paper documents.)

FY25 Scope

Project completed in prior fiscal year(s).

FY26 Scope

Project completed in prior fiscal year(s).

SUMMARY OF ESTIMATED COSTS	Prior Year Actuals	FY23 Estimated Actuals	FY24 Budget	FY25 Projections	FY26 Projections	Estimated Future Years	Total
4000 - Staff Costs	\$ -	\$ -	\$ -	\$ -	\$ -	\$ -	\$ -
5000-7000 - Service & Supplies	98,076	35,000	40,000	-	-	-	173,076
8100 - Real Estate Services	-	-	-	-	-	-	-
8200 - Architect/Engineering Services	-	-	-	-	-	-	-
8300 - Environmental/Planning Services	-	-	-	-	-	-	-
8400 - Inspection/Construction Monitoring	-	-	-	-	-	-	-
8500 - Permitting Fees	-	-	-	-	-	-	-
8600 - Construction	-	-	-	-	-	-	-
8700 - Vehicles & Equipment	-	-	-	-	-	-	-
8800 - Structures	-	-	-	-	-	-	-
Grand Total	\$ 98,076	\$ 35,000	\$ 40,000	\$ -	\$ -	\$ -	\$ 173,076

FUNDING SOURCE	Prior Year Actuals	FY23 Estimated Actuals	FY24 Budget	FY25 Projections	FY26 Projections	Estimated Future Years	Total
10 - General Fund Operating	\$ 98,076	\$ 35,000	\$ 40,000	\$ -	\$ -	\$ -	\$ 173,076
20 - Hawthorn Fund	-	-	-	-	-	-	-
30 - Measure AA Capital	-	-	-	-	-	-	-
40 - General Fund Capital	-	-	-	-	-	-	-
Grants/Partnerships/Other	-	-	-	-	-	-	-
Grand Total	\$ 98,076	\$ 35,000	\$ 40,000	\$ -	\$ -	\$ -	\$ 173,076

Program: Assets and Organizational Support
Project #: 10002
Fund: 10 - General Fund Operating

Operating Budget Impact: Yes
Area of Interest: Choose one if applicable

San Mateo County Master Permit

Project Purpose

Develop a Master Permit with San Mateo County to streamline project implementation.

FY24 Scope

Complete the county master permit approval process.

FY25 Scope

Project completed in prior fiscal year(s).

FY26 Scope

Project completed in prior fiscal year(s).

SUMMARY OF ESTIMATED COSTS	Prior Year Actuals	FY23 Estimated Actuals	FY24 Budget	FY25 Projections	FY26 Projections	Estimated Future Years	Total
4000 - Staff Costs	\$ -	\$ -	\$ -	\$ -	\$ -	\$ -	\$ -
5000-7000 - Service & Supplies	5,534	25,000	10,000	-	-	-	40,534
8100 - Real Estate Services	-	-	-	-	-	-	-
8200 - Architect/Engineering Services	-	-	-	-	-	-	-
8300 - Environmental/Planning Services	-	-	-	-	-	-	-
8400 - Inspection/Construction Monitoring	-	-	-	-	-	-	-
8500 - Permitting Fees	-	-	-	-	-	-	-
8600 - Construction	-	-	-	-	-	-	-
8700 - Vehicles & Equipment	-	-	-	-	-	-	-
8800 - Structures	-	-	-	-	-	-	-
Grand Total	\$ 5,534	\$ 25,000	\$ 10,000	\$ -	\$ -	\$ -	\$ 40,534

FUNDING SOURCE	Prior Year Actuals	FY23 Estimated Actuals	FY24 Budget	FY25 Projections	FY26 Projections	Estimated Future Years	Total
10 - General Fund Operating	\$ 5,534	\$ 25,000	\$ 10,000	\$ -	\$ -	\$ -	\$ 40,534
20 - Hawthorn Fund	-	-	-	-	-	-	-
30 - Measure AA Capital	-	-	-	-	-	-	-
40 - General Fund Capital	-	-	-	-	-	-	-
Grants/Partnerships/Other	-	-	-	-	-	-	-
Grand Total	\$ 5,534	\$ 25,000	\$ 10,000	\$ -	\$ -	\$ -	\$ 40,534

Program: Assets and Organizational Support
Project #: 10003
Fund: 10 - General Fund Operating

Operating Budget Impact: Yes
Area of Interest: Diversity

Diversity, Equity, and Inclusion Program Actions

Project Purpose

Implement new actions to further the Board's policy, goals and priorities related to Diversity, Equity, and Inclusion. Implement DEI recommendations that were developed in 2020-21 focused on (1) recruitment, hiring and staff development and (2) community outreach and partnerships.

FY24 Scope

Work with a DEI Consultant to conduct internal organizational assessment and create DEI Action Plan based on findings. Provide cultural awareness and competency trainings for staff. Engage with external partners and stakeholders to develop strategies and leverage partnerships to address how Midpen may better serve its constituents with a focus on equity and inclusion.

FY25 Scope

Complete internal organizational assessment report and DEI Action Plan. Initiate implementation of priority recommendations. Evaluate efficacy of DEI efforts completed to date. Continue with trainings and building leadership competencies. Continue engagement with external partners and stakeholders.

FY26 Scope

Continue implementation of DEI Action Plan recommendations and implement 2-4 additional new DEI priorities that were identified in 2020-21.

SUMMARY OF ESTIMATED COSTS	Prior Year Actuals	FY23 Estimated Actuals	FY24 Budget	FY25 Projections	FY26 Projections	Estimated Future Years	Total
4000 - Staff Costs	\$ -	\$ -	\$ -	\$ -	\$ -	\$ -	\$ -
5000-7000 - Service & Supplies	-	20,000	60,000	50,000	25,000	-	155,000
8100 - Real Estate Services	-	-	-	-	-	-	-
8200 - Architect/Engineering Services	-	-	-	-	-	-	-
8300 - Environmental/Planning Services	-	-	-	-	-	-	-
8400 - Inspection/Construction Monitoring	-	-	-	-	-	-	-
8500 - Permitting Fees	-	-	-	-	-	-	-
8600 - Construction	-	-	-	-	-	-	-
8700 - Vehicles & Equipment	-	-	-	-	-	-	-
8800 - Structures	-	-	-	-	-	-	-
Grand Total	\$ -	\$ 20,000	\$ 60,000	\$ 50,000	\$ 25,000	\$ -	\$ 155,000

FUNDING SOURCE	Prior Year Actuals	FY23 Estimated Actuals	FY24 Budget	FY25 Projections	FY26 Projections	Estimated Future Years	Total
10 - General Fund Operating	\$ -	\$ 20,000	\$ 60,000	\$ 50,000	\$ 25,000	\$ -	\$ 155,000
20 - Hawthorn Fund	-	-	-	-	-	-	-
30 - Measure AA Capital	-	-	-	-	-	-	-
40 - General Fund Capital	-	-	-	-	-	-	-
Grants/Partnerships/Other	-	-	-	-	-	-	-
Grand Total	\$ -	\$ 20,000	\$ 60,000	\$ 50,000	\$ 25,000	\$ -	\$ 155,000

Program: Assets and Organizational Support
Project #: 10004
Fund: 10 - General Fund Operating

Operating Budget Impact: No
Area of Interest: Choose one if applicable

FOSM Update

Project Purpose

Provide a comprehensive update of the Financial Organization Sustainability Model with a focus on a 5-year detailed outlook on program delivery, organization, reporting structure, staffing and financial sustainability and a broader 30- to 40-year outlook.

FY24 Scope

Review report and finalize. Present report findings and recommendations to the Board. Prepare implementation measures for development of FY25 CIAP.

FY25 Scope

Project completed in previous fiscal year(s).

FY26 Scope

Project completed in previous fiscal year(s).

SUMMARY OF ESTIMATED COSTS	Prior Year Actuals	FY23 Estimated Actuals	FY24 Budget	FY25 Projections	FY26 Projections	Estimated Future Years	Total
4000 - Staff Costs	\$ -	\$ -	\$ -	\$ -	\$ -	\$ -	\$ -
5000-7000 - Service & Supplies	-	95,000	100,000	-	-	-	195,000
8100 - Real Estate Services	-	-	-	-	-	-	-
8200 - Architect/Engineering Services	-	-	-	-	-	-	-
8300 - Environmental/Planning Services	-	-	-	-	-	-	-
8400 - Inspection/Construction Monitoring	-	-	-	-	-	-	-
8500 - Permitting Fees	-	-	-	-	-	-	-
8600 - Construction	-	-	-	-	-	-	-
8700 - Vehicles & Equipment	-	-	-	-	-	-	-
8800 - Structures	-	-	-	-	-	-	-
Grand Total	\$ -	\$ 95,000	\$ 100,000	\$ -	\$ -	\$ -	\$ 195,000

FUNDING SOURCE	Prior Year Actuals	FY23 Estimated Actuals	FY24 Budget	FY25 Projections	FY26 Projections	Estimated Future Years	Total
10 - General Fund Operating	\$ -	\$ 95,000	\$ 100,000	\$ -	\$ -	\$ -	\$ 195,000
20 - Hawthorn Fund	-	-	-	-	-	-	-
30 - Measure AA Capital	-	-	-	-	-	-	-
40 - General Fund Capital	-	-	-	-	-	-	-
Grants/Partnerships/Other	-	-	-	-	-	-	-
Grand Total	\$ -	\$ 95,000	\$ 100,000	\$ -	\$ -	\$ -	\$ 195,000

Program: Assets and Organizational Support
Project #: 31202-11-100000
Fund: 40 - General Fund Capital

Operating Budget Impact: Yes
Area of Interest: Choose one if applicable

New Administrative Office (AO) Facility

Project Purpose

Prepare 5050 El Camino Real as the new administrative office.

FY24 Scope

Complete construction of rental suite reconfiguration and interpretive elements.

FY25 Scope

Project completed in prior fiscal year(s).

FY26 Scope

Project completed in prior fiscal year(s).

SUMMARY OF ESTIMATED COSTS	Prior Year Actuals	FY23 Estimated Actuals	FY24 Budget	FY25 Projections	FY26 Projections	Estimated Future Years	Total
4000 - Staff Costs	\$ -	\$ -	\$ -	\$ -	\$ -	\$ -	\$ -
5000-7000 - Service & Supplies	-	-	-	-	-	-	-
8100 - Real Estate Services	31,742,406	-	-	-	-	-	31,742,406
8200 - Architect/Engineering Services	2,508,229	107,845	5,000	-	-	-	2,621,074
8300 - Environmental/Planning Services	-	-	-	-	-	-	-
8400 - Inspection/Construction Monitoring	162,685	58,565	-	-	-	-	221,250
8500 - Permitting Fees	270,609	5,000	10,000	-	-	-	285,609
8600 - Construction	21,632,280	1,319,040	300,000	-	-	-	23,251,320
8700 - Vehicles & Equipment	460,372	30,000	150,000	-	-	-	640,372
8800 - Structures	-	-	-	-	-	-	-
Grand Total	\$ 56,776,581	\$ 1,520,450	\$ 465,000	\$ -	\$ -	\$ -	\$ 58,762,031

FUNDING SOURCE	Prior Year Actuals	FY23 Estimated Actuals	FY24 Budget	FY25 Projections	FY26 Projections	Estimated Future Years	Total
10 - General Fund Operating	\$ -	\$ -	\$ -	\$ -	\$ -	\$ -	\$ -
20 - Hawthorn Fund	-	-	-	-	-	-	-
30 - Measure AA Capital	-	-	-	-	-	-	-
40 - General Fund Capital	56,776,581	1,520,450	465,000	-	-	-	58,762,031
Grants/Partnerships/Other	-	-	-	-	-	-	-
Grand Total	\$ 56,776,581	\$ 1,520,450	\$ 465,000	\$ -	\$ -	\$ -	\$ 58,762,031

Program: Assets and Organizational Support
Project #: 35004
Fund: 40 - General Fund Capital

Operating Budget Impact: Yes
Area of Interest: Choose one if applicable

Sierra Azul Ranger Residence

Project Purpose

Repurpose and repair existing structure as residence to enhance onsite presence, monitoring and off-hours response at Sierra Azul Preserve. Assess, design, permit and construct/remodel of existing single-family structure, with site improvements and driveway replacement

FY24 Scope

Complete design documents, submit permit applications, solicit bids, award contract and complete construction. Receive building occupancy permit.

FY25 Scope

Project completed in prior fiscal year(s).

FY26 Scope

Project completed in prior fiscal year(s).

SUMMARY OF ESTIMATED COSTS	Prior Year Actuals	FY23 Estimated Actuals	FY24 Budget	FY25 Projections	FY26 Projections	Estimated Future Years	Total
4000 - Staff Costs	\$ -	\$ -	\$ -	\$ -	\$ -	\$ -	\$ -
5000-7000 - Service & Supplies	-	-	-	-	-	-	-
8100 - Real Estate Services	-	-	-	-	-	-	-
8200 - Architect/Engineering Services	100,219	58,674	5,000	-	-	-	163,893
8300 - Environmental/Planning Services	-	-	3,000	-	-	-	3,000
8400 - Inspection/Construction Monitoring	6,579	-	25,000	-	-	-	31,579
8500 - Permitting Fees	1,126	5,000	6,000	-	-	-	12,126
8600 - Construction	820	-	550,000	-	-	-	550,820
8700 - Vehicles & Equipment	-	-	-	-	-	-	-
8800 - Structures	-	-	-	-	-	-	-
Grand Total	\$ 108,744	\$ 63,674	\$ 589,000	\$ -	\$ -	\$ -	\$ 761,418

FUNDING SOURCE	Prior Year Actuals	FY23 Estimated Actuals	FY24 Budget	FY25 Projections	FY26 Projections	Estimated Future Years	Total
10 - General Fund Operating	\$ -	\$ -	\$ -	\$ -	\$ -	\$ -	\$ -
20 - Hawthorn Fund	-	-	-	-	-	-	-
30 - Measure AA Capital	-	-	-	-	-	-	-
40 - General Fund Capital	108,744	63,674	589,000	-	-	-	761,418
Grants/Partnerships/Other	-	-	-	-	-	-	-
Grand Total	\$ 108,744	\$ 63,674	\$ 589,000	\$ -	\$ -	\$ -	\$ 761,418

Program: Assets and Organizational Support
Project #: 35010
Fund: 40 - General Fund Capital

Operating Budget Impact: No
Area of Interest: Choose one if applicable

Structure Disposition

Project Purpose

Assess condition of vacant structures and gather information to determine long term disposition and implement Board-approved decisions.

FY24 Scope

Conduct research and assess conditions of an additional two to three structures and develop disposition recommendations for Board consideration. The scope of work and budget is subject to change following additional assessment from staff. Deferred construction to FY25 and FY26.

FY25 Scope

Implement Board decisions for structures evaluated in FY23/FY24. Conduct research and assess conditions of an additional two to three structures and develop disposition recommendations for Board consideration. The scope of work and budget is subject to change following additional assessment from staff.

FY26 Scope

Implement Board decisions for structures evaluated in FY24/FY25. Conduct research and assess conditions of an additional two to three structures and develop disposition recommendations for Board consideration. The scope of work and budget is subject to change following additional assessment from staff.

SUMMARY OF ESTIMATED COSTS	Prior Year Actuals	FY23 Estimated Actuals	FY24 Budget	FY25 Projections	FY26 Projections	Estimated Future Years	Total
4000 - Staff Costs	\$ -	\$ -	\$ -	\$ -	\$ -	\$ -	\$ -
5000-7000 - Service & Supplies	-	-	-	-	-	-	-
8100 - Real Estate Services	-	-	-	-	-	-	-
8200 - Architect/Engineering Services	-	11,000	11,000	11,000	11,000	-	44,000
8300 - Environmental/Planning Services	-	61,500	181,500	181,500	181,500	-	606,000
8400 - Inspection/Construction Monitoring	-	1,050	22,000	22,000	22,000	-	67,050
8500 - Permitting Fees	514	-	30,000	30,000	30,000	-	90,514
8600 - Construction	-	167,500	3,200	415,700	415,700	-	1,002,100
8700 - Vehicles & Equipment	-	-	-	-	-	-	-
8800 - Structures	-	-	-	-	-	-	-
Grand Total	\$ 514	\$ 241,050	\$ 247,700	\$ 660,200	\$ 660,200	\$ -	\$ 1,809,664

FUNDING SOURCE	Prior Year Actuals	FY23 Estimated Actuals	FY24 Budget	FY25 Projections	FY26 Projections	Estimated Future Years	Total
10 - General Fund Operating	\$ -	\$ -	\$ -	\$ -	\$ -	\$ -	\$ -
20 - Hawthorn Fund	-	-	-	-	-	-	-
30 - Measure AA Capital	-	-	-	-	-	-	-
40 - General Fund Capital	514	241,050	247,700	660,200	660,200	-	1,809,664
Grants/Partnerships/Other	-	-	-	-	-	-	-
Grand Total	\$ 514	\$ 241,050	\$ 247,700	\$ 660,200	\$ 660,200	\$ -	\$ 1,809,664

Program: Assets and Organizational Support
Project #: 51705
Fund: 10 - General Fund Operating

Operating Budget Impact: No
Area of Interest: Choose one if applicable

Cybersecurity Audit

Project Purpose

Due to growing cybersecurity risks, an external cybersecurity audit is needed to improve security posture. This audit will identify areas that need greater protection from cyber threats and provide recommendations to further secure critical infrastructure.

FY24 Scope

Continue cybersecurity audit.

FY25 Scope

Continue cybersecurity audit.

FY26 Scope

Project completed in prior fiscal year(s).

SUMMARY OF ESTIMATED COSTS	Prior Year Actuals	FY23 Estimated Actuals	FY24 Budget	FY25 Projections	FY26 Projections	Estimated Future Years	Total
4000 - Staff Costs	\$ -	\$ -	\$ -	\$ -	\$ -	\$ -	\$ -
5000-7000 - Service & Supplies	-	-	40,000	25,000	-	-	65,000
8100 - Real Estate Services	-	-	-	-	-	-	-
8200 - Architect/Engineering Services	-	-	-	-	-	-	-
8300 - Environmental/Planning Services	-	-	-	-	-	-	-
8400 - Inspection/Construction Monitoring	-	-	-	-	-	-	-
8500 - Permitting Fees	-	-	-	-	-	-	-
8600 - Construction	-	-	-	-	-	-	-
8700 - Vehicles & Equipment	-	-	-	-	-	-	-
8800 - Structures	-	-	-	-	-	-	-
Grand Total	\$ -	\$ -	\$ 40,000	\$ 25,000	\$ -	\$ -	\$ 65,000

FUNDING SOURCE	Prior Year Actuals	FY23 Estimated Actuals	FY24 Budget	FY25 Projections	FY26 Projections	Estimated Future Years	Total
10 - General Fund Operating	\$ -	\$ -	\$ 40,000	\$ 25,000	\$ -	\$ -	\$ 65,000
20 - Hawthorn Fund	-	-	-	-	-	-	-
30 - Measure AA Capital	-	-	-	-	-	-	-
40 - General Fund Capital	-	-	-	-	-	-	-
Grants/Partnerships/Other	-	-	-	-	-	-	-
Grand Total	\$ -	\$ -	\$ 40,000	\$ 25,000	\$ -	\$ -	\$ 65,000

Program: Assets and Organizational Support
Project #: 51706
Fund: 10 - General Fund Operating

Operating Budget Impact: Yes
Area of Interest: Choose one if applicable

Cybersecurity Implementation

Project Purpose

Improve Midpen's cybersecurity posture by implementing projects identified in the cybersecurity audit.

FY24 Scope

Project not yet started.

FY25 Scope

Begin to implement recommendations identified in cybersecurity audit.

FY26 Scope

Continue to implement recommendations from the cybersecurity audit

SUMMARY OF ESTIMATED COSTS	Prior Year Actuals	FY23 Estimated Actuals	FY24 Budget	FY25 Projections	FY26 Projections	Estimated Future Years	Total
4000 - Staff Costs	\$ -	\$ -	\$ -	\$ -	\$ -	\$ -	\$ -
5000-7000 - Service & Supplies	-	-	-	70,000	135,000	-	205,000
8100 - Real Estate Services	-	-	-	-	-	-	-
8200 - Architect/Engineering Services	-	-	-	-	-	-	-
8300 - Environmental/Planning Services	-	-	-	-	-	-	-
8400 - Inspection/Construction Monitoring	-	-	-	-	-	-	-
8500 - Permitting Fees	-	-	-	-	-	-	-
8600 - Construction	-	-	-	-	-	-	-
8700 - Vehicles & Equipment	-	-	-	-	-	-	-
8800 - Structures	-	-	-	-	-	-	-
Grand Total	\$ -	\$ -	\$ -	\$ 70,000	\$ 135,000	\$ -	\$ 205,000

FUNDING SOURCE	Prior Year Actuals	FY23 Estimated Actuals	FY24 Budget	FY25 Projections	FY26 Projections	Estimated Future Years	Total
10 - General Fund Operating	\$ -	\$ -	\$ -	\$ 70,000	\$ 135,000	\$ -	\$ 205,000
20 - Hawthorn Fund	-	-	-	-	-	-	-
30 - Measure AA Capital	-	-	-	-	-	-	-
40 - General Fund Capital	-	-	-	-	-	-	-
Grants/Partnerships/Other	-	-	-	-	-	-	-
Grand Total	\$ -	\$ -	\$ -	\$ 70,000	\$ 135,000	\$ -	\$ 205,000

Program: Assets and Organizational Support
Project #: 51707
Fund: 40 - General Fund Capital

Operating Budget Impact: Yes
Area of Interest: Choose one if applicable

Districtwide Firewall Upgrade

Project Purpose

Upgrade firewalls to provide additional information security. Midpen's current firewalls are approaching 4 years in age. Due to the rapid change in technology and the growing need for additional security features, new firewalls are required.

FY24 Scope

Scope, research, solicit proposals and select vendor.

FY25 Scope

Procure and install firewalls.

FY26 Scope

Project completed in prior fiscal year(s).

SUMMARY OF ESTIMATED COSTS	Prior Year Actuals	FY23 Estimated Actuals	FY24 Budget	FY25 Projections	FY26 Projections	Estimated Future Years	Total
4000 - Staff Costs	\$ -	\$ -	\$ -	\$ -	\$ -	\$ -	\$ -
5000-7000 - Service & Supplies	-	-	-	-	-	-	-
8100 - Real Estate Services	-	-	-	-	-	-	-
8200 - Architect/Engineering Services	-	-	-	-	-	-	-
8300 - Environmental/Planning Services	-	-	-	-	-	-	-
8400 - Inspection/Construction Monitoring	-	-	-	-	-	-	-
8500 - Permitting Fees	-	-	-	-	-	-	-
8600 - Construction	-	-	-	-	-	-	-
8700 - Vehicles & Equipment	-	-	205,000	40,000	-	-	245,000
8800 - Structures	-	-	-	-	-	-	-
Grand Total	\$ -	\$ -	\$ 205,000	\$ 40,000	\$ -	\$ -	\$ 245,000

FUNDING SOURCE	Prior Year Actuals	FY23 Estimated Actuals	FY24 Budget	FY25 Projections	FY26 Projections	Estimated Future Years	Total
10 - General Fund Operating	\$ -	\$ -	\$ -	\$ -	\$ -	\$ -	\$ -
20 - Hawthorn Fund	-	-	-	-	-	-	-
30 - Measure AA Capital	-	-	-	-	-	-	-
40 - General Fund Capital	-	-	205,000	40,000	-	-	245,000
Grants/Partnerships/Other	-	-	-	-	-	-	-
Grand Total	\$ -	\$ -	\$ 205,000	\$ 40,000	\$ -	\$ -	\$ 245,000

Program: Assets and Organizational Support
Project #: 51708
Fund: 10 - General Fund Operating

Operating Budget Impact: Yes
Area of Interest: Choose one if applicable

Preserve Use Permit System

Project Purpose

The IT Master Plan recommends replacing the current legacy access database and manual process for preserve use permits using an online permit system to improve efficiencies, expand automation, and improve tracking and metrics.

FY24 Scope

Scope, research and select permit management system.

FY25 Scope

Procure and go live with permit management system.

FY26 Scope

Project completed in prior fiscal year(s).

SUMMARY OF ESTIMATED COSTS	Prior Year Actuals	FY23 Estimated Actuals	FY24 Budget	FY25 Projections	FY26 Projections	Estimated Future Years	Total
4000 - Staff Costs	\$ -	\$ -	\$ -	\$ -	\$ -	\$ -	\$ -
5000-7000 - Service & Supplies	-	-	25,000	75,000	-	-	100,000
8100 - Real Estate Services	-	-	-	-	-	-	-
8200 - Architect/Engineering Services	-	-	-	-	-	-	-
8300 - Environmental/Planning Services	-	-	-	-	-	-	-
8400 - Inspection/Construction Monitoring	-	-	-	-	-	-	-
8500 - Permitting Fees	-	-	-	-	-	-	-
8600 - Construction	-	-	-	-	-	-	-
8700 - Vehicles & Equipment	-	-	-	-	-	-	-
8800 - Structures	-	-	-	-	-	-	-
Grand Total	\$ -	\$ -	\$ 25,000	\$ 75,000	\$ -	\$ -	\$ 100,000

FUNDING SOURCE	Prior Year Actuals	FY23 Estimated Actuals	FY24 Budget	FY25 Projections	FY26 Projections	Estimated Future Years	Total
10 - General Fund Operating	\$ -	\$ -	\$ 25,000	\$ 75,000	\$ -	\$ -	\$ 100,000
20 - Hawthorn Fund	-	-	-	-	-	-	-
30 - Measure AA Capital	-	-	-	-	-	-	-
40 - General Fund Capital	-	-	-	-	-	-	-
Grants/Partnerships/Other	-	-	-	-	-	-	-
Grand Total	\$ -	\$ -	\$ 25,000	\$ 75,000	\$ -	\$ -	\$ 100,000

Program: Assets and Organizational Support
Project #: 61020
Fund: 40 - General Fund Capital

Operating Budget Impact: Yes
Area of Interest: Choose one if applicable

Thornewood Residence Evaluation

Project Purpose

Content will be populated by the budget department.

FY24 Scope

Use property inspection report to implement repair plan.

FY25 Scope

Project completed in prior fiscal year(s).

FY26 Scope

Project completed in prior fiscal year(s).

SUMMARY OF ESTIMATED COSTS	Prior Year Actuals	FY23 Estimated Actuals	FY24 Budget	FY25 Projections	FY26 Projections	Estimated Future Years	Total
4000 - Staff Costs	\$ -	\$ -	\$ -	\$ -	\$ -	\$ -	\$ -
5000-7000 - Service & Supplies	-	-	-	-	-	-	-
8100 - Real Estate Services	-	-	-	-	-	-	-
8200 - Architect/Engineering Services	-	-	38,000	-	-	-	38,000
8300 - Environmental/Planning Services	-	-	-	-	-	-	-
8400 - Inspection/Construction Monitoring	-	-	-	-	-	-	-
8500 - Permitting Fees	-	-	15,000	-	-	-	15,000
8600 - Construction	-	-	200,000	-	-	-	200,000
8700 - Vehicles & Equipment	-	-	-	-	-	-	-
8800 - Structures	-	-	-	-	-	-	-
Grand Total	\$ -	\$ -	\$ 253,000	\$ -	\$ -	\$ -	\$ 253,000

FUNDING SOURCE	Prior Year Actuals	FY23 Estimated Actuals	FY24 Budget	FY25 Projections	FY26 Projections	Estimated Future Years	Total
10 - General Fund Operating	\$ -	\$ -	\$ -	\$ -	\$ -	\$ -	\$ -
20 - Hawthorn Fund	-	-	-	-	-	-	-
30 - Measure AA Capital	-	-	-	-	-	-	-
40 - General Fund Capital	-	-	253,000	-	-	-	253,000
Grants/Partnerships/Other	-	-	-	-	-	-	-
Grand Total	\$ -	\$ -	\$ 253,000	\$ -	\$ -	\$ -	\$ 253,000

Program: Assets and Organizational Support
Project #: 61026
Fund: 40 - General Fund Capital

Operating Budget Impact: No
Area of Interest: Choose one if applicable

Quam Residence Road Repair

Project Purpose

Repair driveway (including landslide damage) and associated drainage infrastructure to provide all-season vehicular access to the Quam Residence. Permit, bid and construct culvert replacements, road reshaping, and associated amenities. The Board previously approved the repair of the driveway with a caveat that the construction bid should not exceed \$350K*.

FY24 Scope

Complete CEQA review. Start and complete driveway repairs and drainage improvements, including additional damage caused by a landslide during the winter 2022-23 storms. The scope of work and budget is subject to change following additional assessment from FEMA and staff.

FY25 Scope

Project completed in prior fiscal year(s).

FY26 Scope

Project completed in prior fiscal year(s).

SUMMARY OF ESTIMATED COSTS	Prior Year Actuals	FY23 Estimated Actuals	FY24 Budget	FY25 Projections	FY26 Projections	Estimated Future Years	Total
4000 - Staff Costs	\$ -	\$ -	\$ -	\$ -	\$ -	\$ -	\$ -
5000-7000 - Service & Supplies	-	-	-	-	-	-	-
8100 - Real Estate Services	-	-	-	-	-	-	-
8200 - Architect/Engineering Services	-	-	-	-	-	-	-
8300 - Environmental/Planning Services	-	-	-	-	-	-	-
8400 - Inspection/Construction Monitoring	-	-	42,000	-	-	-	42,000
8500 - Permitting Fees	-	-	12,500	-	-	-	12,500
8600 - Construction	77,159	-	373,500	-	-	-	450,659
8700 - Vehicles & Equipment	-	-	-	-	-	-	-
8800 - Structures	-	-	-	-	-	-	-
Grand Total	\$ 77,159	\$ -	\$ 428,000	\$ -	\$ -	\$ -	\$ 505,159

FUNDING SOURCE	Prior Year Actuals	FY23 Estimated Actuals	FY24 Budget	FY25 Projections	FY26 Projections	Estimated Future Years	Total
10 - General Fund Operating	\$ -	\$ -	\$ -	\$ -	\$ -	\$ -	\$ -
20 - Hawthorn Fund	-	-	-	-	-	-	-
30 - Measure AA Capital	-	-	-	-	-	-	-
40 - General Fund Capital	77,159	-	428,000	-	-	-	505,159
Grants/Partnerships/Other	-	-	-	-	-	-	-
Grand Total	\$ 77,159	\$ -	\$ 428,000	\$ -	\$ -	\$ -	\$ 505,159

*The total budget exceeds \$350K to include other costs such as inspection, CEQA review, and permitting.

Program: Assets and Organizational Support
Project #: 65407
Fund: 40 - General Fund Capital

Operating Budget Impact: Yes
Area of Interest: Choose one if applicable

Radio System Assessment and Upgrade

Project Purpose

Ensure Midpen's radio system remains operational and reliable. Provide radio coverage within new land acquisitions and address coverage gaps in existing high-use areas. Research options to expand Midpen radio coverage to coastal areas, improve radio coverage in selected high-use areas, upgrade quality of system and replace equipment reaching end of life.

FY24 Scope

Continue engineering consultant efforts. If the vendor provides an acceptable proposal for the scope of work, a budget adjustment will be made for equipment and installation costs, as well as for other services associated with the project.

FY25 Scope

Project completed in prior fiscal year(s).

FY26 Scope

Project completed in prior fiscal year(s).

SUMMARY OF ESTIMATED COSTS	Prior Year Actuals	FY23 Estimated Actuals	FY24 Budget	FY25 Projections	FY26 Projections	Estimated Future Years	Total
4000 - Staff Costs	\$ -	\$ -	\$ -	\$ -	\$ -	\$ -	\$ -
5000-7000 - Service & Supplies	-	-	-	-	-	-	-
8100 - Real Estate Services	-	-	-	-	-	-	-
8200 - Architect/Engineering Services	122,865	101,000	95,000	-	-	-	318,865
8300 - Environmental/Planning Services	-	-	-	-	-	-	-
8400 - Inspection/Construction Monitoring	-	-	-	-	-	-	-
8500 - Permitting Fees	-	-	-	-	-	-	-
8600 - Construction	-	-	-	-	-	-	-
8700 - Vehicles & Equipment	-	1,000	-	-	-	-	1,000
8800 - Structures	-	-	-	-	-	-	-
Grand Total	\$ 122,865	\$ 102,000	\$ 95,000	\$ -	\$ -	\$ -	\$ 319,865

FUNDING SOURCE	Prior Year Actuals	FY23 Estimated Actuals	FY24 Budget	FY25 Projections	FY26 Projections	Estimated Future Years	Total
10 - General Fund Operating	\$ -	\$ -	\$ -	\$ -	\$ -	\$ -	\$ -
20 - Hawthorn Fund	-	-	-	-	-	-	-
30 - Measure AA Capital	-	-	-	-	-	-	-
40 - General Fund Capital	122,865	102,000	95,000	-	-	-	319,865
Grants/Partnerships/Other	-	-	-	-	-	-	-
Grand Total	\$ 122,865	\$ 102,000	\$ 95,000	\$ -	\$ -	\$ -	\$ 319,865

Program: Assets and Organizational Support
Project #: VP06-XXX
Fund: 10 - General Fund Operating

Operating Budget Impact: No
Area of Interest: Choose one if applicable

Hawthorns Historic Complex Partnership

Project Purpose

Determine long-term disposition of and use for existing structures in the Hawthorns Historic Complex and potential partnership opportunities. Through a public process and in coordination with the Town of Portola Valley and potential partner(s), develop disposition and use options for Board consideration and approval.

FY24 Scope

Utilize findings from the Hawthorns Historic Complex structural assessment to engage the Town of Portola Valley and potential partner(s) on potential long-term partnerships for use and disposition options of the various structures. Initiate public and stakeholder engagement. Present options to the Board for concurrence and initiate public and stakeholder engagement.

FY25 Scope

Present final recommendations to the Board as the proposed CEQA project description for approval and conduct environmental review. Continue public and stakeholder engagement.

FY26 Scope

Complete environmental review and obtain Board certification of CEQA findings and final project approval. Implementation to be assigned as a separate project.

SUMMARY OF ESTIMATED COSTS	Prior Year Actuals	FY23 Estimated Actuals	FY24 Budget	FY25 Projections	FY26 Projections	Estimated Future Years	Total
4000 - Staff Costs	\$ -	\$ -	\$ -	\$ -	\$ -	\$ -	\$ -
5000-7000 - Service & Supplies	-	-	15,000	25,000	10,000	-	50,000
8100 - Real Estate Services	-	-	-	-	-	-	-
8200 - Architect/Engineering Services	-	-	-	-	-	-	-
8300 - Environmental/Planning Services	-	-	-	-	-	-	-
8400 - Inspection/Construction Monitoring	-	-	-	-	-	-	-
8500 - Permitting Fees	-	-	-	-	-	-	-
8600 - Construction	-	-	-	-	-	-	-
8700 - Vehicles & Equipment	-	-	-	-	-	-	-
8800 - Structures	-	-	-	-	-	-	-
Grand Total	\$ -	\$ -	\$ 15,000	\$ 25,000	\$ 10,000	\$ -	\$ 50,000

FUNDING SOURCE	Prior Year Actuals	FY23 Estimated Actuals	FY24 Budget	FY25 Projections	FY26 Projections	Estimated Future Years	Total
10 - General Fund Operating	\$ -	\$ -	\$ 15,000	\$ 25,000	\$ 10,000	\$ -	\$ 50,000
20 - Hawthorn Fund	-	-	-	-	-	-	-
30 - Measure AA Capital	-	-	-	-	-	-	-
40 - General Fund Capital	-	-	-	-	-	-	-
Grants/Partnerships/Other	-	-	-	-	-	-	-
Grand Total	\$ -	\$ -	\$ 15,000	\$ 25,000	\$ 10,000	\$ -	\$ 50,000

Program: Assets and Organizational Support
Project #: VP06-XXX
Fund: 40 - General Fund Capital

Operating Budget Impact: No
Area of Interest: Choose one if applicable

Hawthorns Structures Stabilization/Repairs

Project Purpose

Implement Board direction based on structure assessment findings.

FY24 Scope

Project not yet started.

FY25 Scope

Initiate implementation of Board decisions regarding the Hawthorns Historic Complex structures.

FY26 Scope

Continue with implementation.

SUMMARY OF ESTIMATED COSTS	Prior Year Actuals	FY23 Estimated Actuals	FY24 Budget	FY25 Projections	FY26 Projections	Estimated Future Years	Total
4000 - Staff Costs	\$ -	\$ -	\$ -	\$ -	\$ -	\$ -	\$ -
5000-7000 - Service & Supplies	-	-	-	-	-	-	-
8100 - Real Estate Services	-	-	-	-	-	-	-
8200 - Architect/Engineering Services	-	-	-	-	-	-	-
8300 - Environmental/Planning Services	-	-	-	-	-	-	-
8400 - Inspection/Construction Monitoring	-	-	-	-	-	-	-
8500 - Permitting Fees	-	-	-	-	-	-	-
8600 - Construction	-	-	-	-	-	-	-
8700 - Vehicles & Equipment	-	-	-	-	-	-	-
8800 - Structures	-	-	-	-	-	-	-
Grand Total	\$ -	\$ -	\$ -	\$ -	\$ -	\$ -	\$ -

FUNDING SOURCE	Prior Year Actuals	FY23 Estimated Actuals	FY24 Budget	FY25 Projections	FY26 Projections	Estimated Future Years	Total
10 - General Fund Operating	\$ -	\$ -	\$ -	\$ -	\$ -	\$ -	\$ -
20 - Hawthorn Fund	-	-	-	-	-	-	-
30 - Measure AA Capital	-	-	-	-	-	-	-
40 - General Fund Capital	-	-	-	-	-	-	-
Grants/Partnerships/Other	-	-	-	-	-	-	-
Grand Total	\$ -	\$ -	\$ -	\$ -	\$ -	\$ -	\$ -

Program: Assets and Organizational Support
Project #: XXXXX
Fund: 40 - General Fund Capital

Operating Budget Impact: No
Area of Interest: Choose one if applicable

Allen Road Washout Repair

Project Purpose

Assess options to restore access for fire trucks after washout of Allen Road, a key fire road between Bechtel and Paulin properties.

FY24 Scope

Project not yet started.

FY25 Scope

Project not yet started.

FY26 Scope

Prepare design plans for a retaining wall or tree removal/slope repair.

SUMMARY OF ESTIMATED COSTS	Prior Year Actuals	FY23 Estimated Actuals	FY24 Budget	FY25 Projections	FY26 Projections	Estimated Future Years	Total
4000 - Staff Costs	\$ -	\$ -	\$ -	\$ -	\$ -	\$ -	\$ -
5000-7000 - Service & Supplies	-	-	-	-	-	-	-
8100 - Real Estate Services	-	-	-	-	-	-	-
8200 - Architect/Engineering Services	-	-	-	-	40,000	-	40,000
8300 - Environmental/Planning Services	-	-	-	-	20,000	-	20,000
8400 - Inspection/Construction Monitoring	-	-	-	-	-	-	-
8500 - Permitting Fees	-	-	-	-	-	10,000	10,000
8600 - Construction	-	-	-	-	-	100,000	100,000
8700 - Vehicles & Equipment	-	-	-	-	-	-	-
8800 - Structures	-	-	-	-	-	-	-
Grand Total	\$ -	\$ -	\$ -	\$ -	\$ 60,000	\$ 110,000	\$ 170,000

FUNDING SOURCE	Prior Year Actuals	FY23 Estimated Actuals	FY24 Budget	FY25 Projections	FY26 Projections	Estimated Future Years	Total
10 - General Fund Operating	\$ -	\$ -	\$ -	\$ -	\$ -	\$ -	\$ -
20 - Hawthorn Fund	-	-	-	-	-	-	-
30 - Measure AA Capital	-	-	-	-	-	-	-
40 - General Fund Capital	-	-	-	-	60,000	110,000	170,000
Grants/Partnerships/Other	-	-	-	-	-	-	-
Grand Total	\$ -	\$ -	\$ -	\$ -	\$ 60,000	\$ 110,000	\$ 170,000

Program: Assets and Organizational Support
Project #: XXXXX
Fund: 40 - General Fund Capital

Operating Budget Impact: No
Area of Interest: Choose one if applicable

Annex Building Repairs

Project Purpose

Repair foundation to the building and update interior office space.

FY24 Scope

Project not yet started.

FY25 Scope

Evaluate needed repairs to foundation and scope of work for repairs to kitchen, restroom and office space. Evaluate current use permit.

FY26 Scope

Prepare plans, submit for permits and solicit bids for construction.

SUMMARY OF ESTIMATED COSTS	Prior Year Actuals	FY23 Estimated Actuals	FY24 Budget	FY25 Projections	FY26 Projections	Estimated Future Years	Total
4000 - Staff Costs	\$ -	\$ -	\$ -	\$ -	\$ -	\$ -	\$ -
5000-7000 - Service & Supplies	-	-	-	-	-	-	-
8100 - Real Estate Services	-	-	-	-	-	-	-
8200 - Architect/Engineering Services	-	-	-	65,000	7,500	17,500	90,000
8300 - Environmental/Planning Services	-	-	-	5,000	5,000	-	10,000
8400 - Inspection/Construction Monitoring	-	-	-	-	-	35,000	35,000
8500 - Permitting Fees	-	-	-	-	5,000	-	5,000
8600 - Construction	-	-	-	-	-	300,000	300,000
8700 - Vehicles & Equipment	-	-	-	-	-	-	-
8800 - Structures	-	-	-	-	-	-	-
Grand Total	\$ -	\$ -	\$ -	\$ 70,000	\$ 17,500	\$ 352,500	\$ 440,000

FUNDING SOURCE	Prior Year Actuals	FY23 Estimated Actuals	FY24 Budget	FY25 Projections	FY26 Projections	Estimated Future Years	Total
10 - General Fund Operating	\$ -	\$ -	\$ -	\$ -	\$ -	\$ -	\$ -
20 - Hawthorn Fund	-	-	-	-	-	-	-
30 - Measure AA Capital	-	-	-	-	-	-	-
40 - General Fund Capital	-	-	-	70,000	17,500	352,500	440,000
Grants/Partnerships/Other	-	-	-	-	-	-	-
Grand Total	\$ -	\$ -	\$ -	\$ 70,000	\$ 17,500	\$ 352,500	\$ 440,000

Program: Assets and Organizational Support
Project #: XXXXX
Fund: 40 - General Fund Capital

Operating Budget Impact: Yes
Area of Interest: Choose one if applicable

Coastal Field Office

Project Purpose

Secure property to establish a coastal field office for field staff to support coastal land holdings.

FY24 Scope

Secure coastal field office site through lease or purchase.

FY25 Scope

Secure coastal field office site through lease or purchase.

FY26 Scope

Project completed in prior fiscal year(s).

SUMMARY OF ESTIMATED COSTS	Prior Year Actuals	FY23 Estimated Actuals	FY24 Budget	FY25 Projections	FY26 Projections	Estimated Future Years	Total
4000 - Staff Costs	\$ -	\$ -	\$ -	\$ -	\$ -	\$ -	\$ -
5000-7000 - Service & Supplies	-	-	-	-	-	-	-
8100 - Real Estate Services	-	-	55,000	10,000	-	-	65,000
8200 - Architect/Engineering Services	-	-	-	-	-	-	-
8300 - Environmental/Planning Services	-	-	-	-	-	-	-
8400 - Inspection/Construction Monitoring	-	-	-	-	-	-	-
8500 - Permitting Fees	-	-	-	-	-	-	-
8600 - Construction	-	-	-	-	-	-	-
8700 - Vehicles & Equipment	-	-	-	-	-	-	-
8800 - Structures	-	-	-	-	-	-	-
Grand Total	\$ -	\$ -	\$ 55,000	\$ 10,000	\$ -	\$ -	\$ 65,000

FUNDING SOURCE	Prior Year Actuals	FY23 Estimated Actuals	FY24 Budget	FY25 Projections	FY26 Projections	Estimated Future Years	Total
10 - General Fund Operating	\$ -	\$ -	\$ -	\$ -	\$ -	\$ -	\$ -
20 - Hawthorn Fund	-	-	-	-	-	-	-
30 - Measure AA Capital	-	-	-	-	-	-	-
40 - General Fund Capital	-	-	55,000	10,000	-	-	65,000
Grants/Partnerships/Other	-	-	-	-	-	-	-
Grand Total	\$ -	\$ -	\$ 55,000	\$ 10,000	\$ -	\$ -	\$ 65,000

Program: Assets and Organizational Support
Project #: XXXXX
Fund: 40 - General Fund Capital

Operating Budget Impact: No
Area of Interest: Choose one if applicable

Cunha House Repair

Project Purpose

Remodel attached one bedroom housing unit by replacing flooring, installing an updated bathroom, installing a kitchen, repairing the HVAC repair, and performing electrical repairs to meet current building code to expand housing offerings for staff.

FY24 Scope

Project not yet started.

FY25 Scope

Hire consultant to provide evaluation, recommendations and cost estimate for repairs. Select appropriate repairs.

FY26 Scope

Develop plans and submit for permit. Solicit bids, award contract and begin construction.

SUMMARY OF ESTIMATED COSTS	Prior Year Actuals	FY23 Estimated Actuals	FY24 Budget	FY25 Projections	FY26 Projections	Estimated Future Years	Total
4000 - Staff Costs	\$ -	\$ -	\$ -	\$ -	\$ -	\$ -	\$ -
5000-7000 - Service & Supplies	-	-	-	-	-	-	-
8100 - Real Estate Services	-	-	-	-	-	-	-
8200 - Architect/Engineering Services	-	-	-	40,000	10,000	-	50,000
8300 - Environmental/Planning Services	-	-	-	3,000	2,000	-	5,000
8400 - Inspection/Construction Monitoring	-	-	-	-	5,000	10,000	15,000
8500 - Permitting Fees	-	-	-	-	5,000	5,000	10,000
8600 - Construction	-	-	-	-	100,000	200,000	300,000
8700 - Vehicles & Equipment	-	-	-	-	-	-	-
8800 - Structures	-	-	-	-	-	-	-
Grand Total	\$ -	\$ -	\$ -	\$ 43,000	\$ 122,000	\$ 215,000	\$ 380,000

FUNDING SOURCE	Prior Year Actuals	FY23 Estimated Actuals	FY24 Budget	FY25 Projections	FY26 Projections	Estimated Future Years	Total
10 - General Fund Operating	\$ -	\$ -	\$ -	\$ -	\$ -	\$ -	\$ -
20 - Hawthorn Fund	-	-	-	-	-	-	-
30 - Measure AA Capital	-	-	-	-	-	-	-
40 - General Fund Capital	-	-	-	43,000	122,000	215,000	380,000
Grants/Partnerships/Other	-	-	-	-	-	-	-
Grand Total	\$ -	\$ -	\$ -	\$ 43,000	\$ 122,000	\$ 215,000	\$ 380,000

Program: Assets and Organizational Support
Project #: XXXXX
Fund: 40 - General Fund Capital

Operating Budget Impact: Yes
Area of Interest: Choose one if applicable

FFO Solar Panels/EV Chargers

Project Purpose

Install solar panels on FFO shop and EV chargers.

FY24 Scope

Project not yet started.

FY25 Scope

Project not yet started.

FY26 Scope

Evaluate feasibility of solar power installation for FFO, EV charger quantity and location.

SUMMARY OF ESTIMATED COSTS	Prior Year Actuals	FY23 Estimated Actuals	FY24 Budget	FY25 Projections	FY26 Projections	Estimated Future Years	Total
4000 - Staff Costs	\$ -	\$ -	\$ -	\$ -	\$ -	\$ -	\$ -
5000-7000 - Service & Supplies	-	-	-	-	-	-	-
8100 - Real Estate Services	-	-	-	-	-	-	-
8200 - Architect/Engineering Services	-	-	-	-	35,000	-	35,000
8300 - Environmental/Planning Services	-	-	-	-	10,000	-	10,000
8400 - Inspection/Construction Monitoring	-	-	-	-	-	-	-
8500 - Permitting Fees	-	-	-	-	-	10,000	10,000
8600 - Construction	-	-	-	-	-	150,000	150,000
8700 - Vehicles & Equipment	-	-	-	-	-	-	-
8800 - Structures	-	-	-	-	-	-	-
Grand Total	\$ -	\$ -	\$ -	\$ -	\$ 45,000	\$ 160,000	\$ 205,000

FUNDING SOURCE	Prior Year Actuals	FY23 Estimated Actuals	FY24 Budget	FY25 Projections	FY26 Projections	Estimated Future Years	Total
10 - General Fund Operating	\$ -	\$ -	\$ -	\$ -	\$ -	\$ -	\$ -
20 - Hawthorn Fund	-	-	-	-	-	-	-
30 - Measure AA Capital	-	-	-	-	-	-	-
40 - General Fund Capital	-	-	-	-	45,000	160,000	205,000
Grants/Partnerships/Other	-	-	-	-	-	-	-
Grand Total	\$ -	\$ -	\$ -	\$ -	\$ 45,000	\$ 160,000	\$ 205,000

Program: Assets and Organizational Support
Project #: XXXXX
Fund: 40 - General Fund Capital

Operating Budget Impact: No
Area of Interest: Choose one if applicable

Fremont Older Residence Roof Replacement

Project Purpose

Repair roof and associated framing to ensure longevity of structure. Permit, bid and repair roof and associated amenities.

FY24 Scope

Project not yet started.

FY25 Scope

Project not yet started.

FY26 Scope

Perform structural assessment, identify regulatory requirements to inform the repair, prepare cost estimates and prepare bid package.

SUMMARY OF ESTIMATED COSTS	Prior Year Actuals	FY23 Estimated Actuals	FY24 Budget	FY25 Projections	FY26 Projections	Estimated Future Years	Total
4000 - Staff Costs	\$ -	\$ -	\$ -	\$ -	\$ -	\$ -	\$ -
5000-7000 - Service & Supplies	-	-	-	-	-	-	-
8100 - Real Estate Services	-	-	-	-	-	-	-
8200 - Architect/Engineering Services	-	-	-	-	25,000	-	25,000
8300 - Environmental/Planning Services	-	-	-	-	-	-	-
8400 - Inspection/Construction Monitoring	-	-	-	-	-	-	-
8500 - Permitting Fees	-	-	-	-	5,000	-	5,000
8600 - Construction	-	-	-	-	-	150,000	150,000
8700 - Vehicles & Equipment	-	-	-	-	-	-	-
8800 - Structures	-	-	-	-	-	-	-
Grand Total	\$ -	\$ -	\$ -	\$ -	\$ 30,000	\$ 150,000	\$ 180,000

FUNDING SOURCE	Prior Year Actuals	FY23 Estimated Actuals	FY24 Budget	FY25 Projections	FY26 Projections	Estimated Future Years	Total
10 - General Fund Operating	\$ -	\$ -	\$ -	\$ -	\$ -	\$ -	\$ -
20 - Hawthorn Fund	-	-	-	-	-	-	-
30 - Measure AA Capital	-	-	-	-	-	-	-
40 - General Fund Capital	-	-	-	-	30,000	150,000	180,000
Grants/Partnerships/Other	-	-	-	-	-	-	-
Grand Total	\$ -	\$ -	\$ -	\$ -	\$ 30,000	\$ 150,000	\$ 180,000

Program: Assets and Organizational Support
Project #: XXXXX
Fund: 40 - General Fund Capital

Operating Budget Impact: No
Area of Interest: Choose one if applicable

Lone Madrone Mobile Home Replacement

Project Purpose

Replace existing mobile home that has reached the end of its useful life and remove/ demolish existing attached mobile home from barn structure.

FY24 Scope

Project not yet started.

FY25 Scope

Project not yet started.

FY26 Scope

Hire consultant to provide evaluation, recommendations and cost estimate for a mobile home replacement and site repairs.

SUMMARY OF ESTIMATED COSTS	Prior Year Actuals	FY23 Estimated Actuals	FY24 Budget	FY25 Projections	FY26 Projections	Estimated Future Years	Total
4000 - Staff Costs	\$ -	\$ -	\$ -	\$ -	\$ -	\$ -	\$ -
5000-7000 - Service & Supplies	-	-	-	-	-	-	-
8100 - Real Estate Services	-	-	-	-	-	-	-
8200 - Architect/Engineering Services	-	-	-	-	35,000	-	35,000
8300 - Environmental/Planning Services	-	-	-	-	10,000	-	10,000
8400 - Inspection/Construction Monitoring	-	-	-	-	-	-	-
8500 - Permitting Fees	-	-	-	-	-	10,000	10,000
8600 - Construction	-	-	-	-	-	100,000	100,000
8700 - Vehicles & Equipment	-	-	-	-	-	-	-
8800 - Structures	-	-	-	-	-	-	-
Grand Total	\$ -	\$ -	\$ -	\$ -	\$ 45,000	\$ 110,000	\$ 155,000

FUNDING SOURCE	Prior Year Actuals	FY23 Estimated Actuals	FY24 Budget	FY25 Projections	FY26 Projections	Estimated Future Years	Total
10 - General Fund Operating	\$ -	\$ -	\$ -	\$ -	\$ -	\$ -	\$ -
20 - Hawthorn Fund	-	-	-	-	-	-	-
30 - Measure AA Capital	-	-	-	-	-	-	-
40 - General Fund Capital	-	-	-	-	45,000	110,000	155,000
Grants/Partnerships/Other	-	-	-	-	-	-	-
Grand Total	\$ -	\$ -	\$ -	\$ -	\$ 45,000	\$ 110,000	\$ 155,000

Program: Assets and Organizational Support
Project #: XXXXX
Fund: 40 - General Fund Capital

Operating Budget Impact: No
Area of Interest: Choose one if applicable

Prospect Road Culvert Replacement

Project Purpose

Replace culvert on Prospect Road. Culvert is beginning to degrade and likely to fail. Prospect Road is the main access road into Fremont Older Preserve.

FY24 Scope

Design culvert replacement, retaining wall, and project mitigation plan. The scope of work and budget is subject to change following additional assessment from staff. Not a storm damage project but scope accelerated from FY25 to FY24 due to urgency.

FY25 Scope

Solicit bids and hire contractor to initiate project. The scope of work and budget is subject to change following additional assessment from staff.

FY26 Scope

Complete construction and project close out. The scope of work and budget is subject to change following additional assessment from staff.

SUMMARY OF ESTIMATED COSTS	Prior Year Actuals	FY23 Estimated Actuals	FY24 Budget	FY25 Projections	FY26 Projections	Estimated Future Years	Total
4000 - Staff Costs	\$ -	\$ -	\$ -	\$ -	\$ -	\$ -	\$ -
5000-7000 - Service & Supplies	-	-	-	-	-	-	-
8100 - Real Estate Services	-	-	-	-	-	-	-
8200 - Architect/Engineering Services	-	-	91,000	28,750	-	-	119,750
8300 - Environmental/Planning Services	-	-	20,000	-	-	-	20,000
8400 - Inspection/Construction Monitoring	-	-	-	20,000	-	-	20,000
8500 - Permitting Fees	-	-	10,000	5,000	-	-	15,000
8600 - Construction	-	-	-	172,500	116,000	-	288,500
8700 - Vehicles & Equipment	-	-	-	-	-	-	-
8800 - Structures	-	-	-	-	-	-	-
Grand Total	\$ -	\$ -	\$ 121,000	\$ 226,250	\$ 116,000	\$ -	\$ 463,250

FUNDING SOURCE	Prior Year Actuals	FY23 Estimated Actuals	FY24 Budget	FY25 Projections	FY26 Projections	Estimated Future Years	Total
10 - General Fund Operating	\$ -	\$ -	\$ -	\$ -	\$ -	\$ -	\$ -
20 - Hawthorn Fund	-	-	-	-	-	-	-
30 - Measure AA Capital	-	-	-	-	-	-	-
40 - General Fund Capital	-	-	121,000	226,250	116,000	-	463,250
Grants/Partnerships/Other	-	-	-	-	-	-	-
Grand Total	\$ -	\$ -	\$ 121,000	\$ 226,250	\$ 116,000	\$ -	\$ 463,250

Program: Assets and Organizational Support
Project #: XXXXX
Fund: 40 - General Fund Capital

Operating Budget Impact: No
Area of Interest: Choose one if applicable

Replace Bridge MRBR1 in Miramontes Ridge

Project Purpose

Replace existing underrated weight bridge at MRBR1 to a bridge or culvert rated greater than 10,000 pounds to improve a key fire access route.

FY24 Scope

Project not yet started.

FY25 Scope

Project not yet started.

FY26 Scope

Design replacement crossing (culvert or bridge).

SUMMARY OF ESTIMATED COSTS	Prior Year Actuals	FY23 Estimated Actuals	FY24 Budget	FY25 Projections	FY26 Projections	Estimated Future Years	Total
4000 - Staff Costs	\$ -	\$ -	\$ -	\$ -	\$ -	\$ -	\$ -
5000-7000 - Service & Supplies	-	-	-	-	-	-	-
8100 - Real Estate Services	-	-	-	-	-	-	-
8200 - Architect/Engineering Services	-	-	-	-	20,000	80,000	100,000
8300 - Environmental/Planning Services	-	-	-	-	35,000	-	35,000
8400 - Inspection/Construction Monitoring	-	-	-	-	-	70,000	70,000
8500 - Permitting Fees	-	-	-	-	35,000	15,000	50,000
8600 - Construction	-	-	-	-	-	500,000	500,000
8700 - Vehicles & Equipment	-	-	-	-	-	-	-
8800 - Structures	-	-	-	-	-	-	-
Grand Total	\$ -	\$ -	\$ -	\$ -	\$ 90,000	\$ 665,000	\$ 755,000

FUNDING SOURCE	Prior Year Actuals	FY23 Estimated Actuals	FY24 Budget	FY25 Projections	FY26 Projections	Estimated Future Years	Total
10 - General Fund Operating	\$ -	\$ -	\$ -	\$ -	\$ -	\$ -	\$ -
20 - Hawthorn Fund	-	-	-	-	-	-	-
30 - Measure AA Capital	-	-	-	-	-	-	-
40 - General Fund Capital	-	-	-	-	90,000	665,000	755,000
Grants/Partnerships/Other	-	-	-	-	-	-	-
Grand Total	\$ -	\$ -	\$ -	\$ -	\$ 90,000	\$ 665,000	\$ 755,000

Program: Assets and Organizational Support
Project #: XXXXX
Fund: 40 - General Fund Capital

Operating Budget Impact: No
Area of Interest: Choose one if applicable

Replace Roof on Coal Creek Barn

Project Purpose

Following storm damage to roof, perform structural assessment to determine the opportunities and constraints for rehabilitation, stabilization or repair; identify regulatory requirements for structure stabilization and provide options with high-level cost estimates.

FY24 Scope

Project not yet started.

FY25 Scope

Project not yet started.

FY26 Scope

Contract structural assessment and roof replacement.

SUMMARY OF ESTIMATED COSTS	Prior Year Actuals	FY23 Estimated Actuals	FY24 Budget	FY25 Projections	FY26 Projections	Estimated Future Years	Total
4000 - Staff Costs	\$ -	\$ -	\$ -	\$ -	\$ -	\$ -	\$ -
5000-7000 - Service & Supplies	-	-	-	-	-	-	-
8100 - Real Estate Services	-	-	-	-	-	-	-
8200 - Architect/Engineering Services	-	-	-	-	-	-	-
8300 - Environmental/Planning Services	-	-	-	-	-	-	-
8400 - Inspection/Construction Monitoring	-	-	-	-	-	-	-
8500 - Permitting Fees	-	-	-	-	-	-	-
8600 - Construction	-	-	-	-	50,000	-	50,000
8700 - Vehicles & Equipment	-	-	-	-	-	-	-
8800 - Structures	-	-	-	-	-	-	-
Grand Total	\$ -	\$ -	\$ -	\$ -	\$ 50,000	\$ -	\$ 50,000

FUNDING SOURCE	Prior Year Actuals	FY23 Estimated Actuals	FY24 Budget	FY25 Projections	FY26 Projections	Estimated Future Years	Total
10 - General Fund Operating	\$ -	\$ -	\$ -	\$ -	\$ -	\$ -	\$ -
20 - Hawthorn Fund	-	-	-	-	-	-	-
30 - Measure AA Capital	-	-	-	-	-	-	-
40 - General Fund Capital	-	-	-	-	50,000	-	50,000
Grants/Partnerships/Other	-	-	-	-	-	-	-
Grand Total	\$ -	\$ -	\$ -	\$ -	\$ 50,000	\$ -	\$ 50,000

Program: Assets and Organizational Support
Project #: XXXXX
Fund: 40 - General Fund Capital

Operating Budget Impact: No
Area of Interest: Choose one if applicable

Resource Management Permit for the Former Event Center Site

Project Purpose

Comply with conditions of approval to formalize and secure a County of San Mateo Resource Management Permit for the former Event Center site.

FY24 Scope

Hire consultant to provide evaluation, recommendations and cost estimates for upgrades and repairs (will likely include building repairs and potential barn demolition). Conduct environmental review. Initiate permit application process.

FY25 Scope

Begin site improvements as required by the county.

FY26 Scope

Complete site improvements.

SUMMARY OF ESTIMATED COSTS	Prior Year Actuals	FY23 Estimated Actuals	FY24 Budget	FY25 Projections	FY26 Projections	Estimated Future Years	Total
4000 - Staff Costs	\$ -	\$ -	\$ -	\$ -	\$ -	\$ -	\$ -
5000-7000 - Service & Supplies	-	-	-	-	-	-	-
8100 - Real Estate Services	-	-	-	-	-	-	-
8200 - Architect/Engineering Services	-	-	65,000	-	-	-	65,000
8300 - Environmental/Planning Services	-	-	-	-	-	-	-
8400 - Inspection/Construction Monitoring	-	-	-	-	-	-	-
8500 - Permitting Fees	-	-	10,000	-	-	-	10,000
8600 - Construction	-	-	-	250,000	50,000	-	300,000
8700 - Vehicles & Equipment	-	-	-	-	-	-	-
8800 - Structures	-	-	-	-	-	-	-
Grand Total	\$ -	\$ -	\$ 75,000	\$ 250,000	\$ 50,000	\$ -	\$ 375,000

FUNDING SOURCE	Prior Year Actuals	FY23 Estimated Actuals	FY24 Budget	FY25 Projections	FY26 Projections	Estimated Future Years	Total
10 - General Fund Operating	\$ -	\$ -	\$ -	\$ -	\$ -	\$ -	\$ -
20 - Hawthorn Fund	-	-	-	-	-	-	-
30 - Measure AA Capital	-	-	-	-	-	-	-
40 - General Fund Capital	-	-	75,000	250,000	50,000	-	375,000
Grants/Partnerships/Other	-	-	-	-	-	-	-
Grand Total	\$ -	\$ -	\$ 75,000	\$ 250,000	\$ 50,000	\$ -	\$ 375,000

Program: Assets and Organizational Support
Project #: XXXXX
Fund: 40 - General Fund Capital

Operating Budget Impact: No
Area of Interest: Choose one if applicable

Schilling Lake Spillway Repair

Project Purpose

Repair spillway culvert to prevent erosion of dam.

FY24 Scope

Project not yet started.

FY25 Scope

Project not yet started.

FY26 Scope

Design culvert replacement or spillway redesign.

SUMMARY OF ESTIMATED COSTS	Prior Year Actuals	FY23 Estimated Actuals	FY24 Budget	FY25 Projections	FY26 Projections	Estimated Future Years	Total
4000 - Staff Costs	\$ -	\$ -	\$ -	\$ -	\$ -	\$ -	\$ -
5000-7000 - Service & Supplies	-	-	-	-	-	-	-
8100 - Real Estate Services	-	-	-	-	-	-	-
8200 - Architect/Engineering Services	-	-	-	-	70,000	20,000	90,000
8300 - Environmental/Planning Services	-	-	-	-	25,000	10,000	35,000
8400 - Inspection/Construction Monitoring	-	-	-	-	-	80,000	80,000
8500 - Permitting Fees	-	-	-	-	-	-	-
8600 - Construction	-	-	-	-	-	202,000	202,000
8700 - Vehicles & Equipment	-	-	-	-	-	-	-
8800 - Structures	-	-	-	-	-	-	-
Grand Total	\$ -	\$ -	\$ -	\$ -	\$ 95,000	\$ 312,000	\$ 407,000

FUNDING SOURCE	Prior Year Actuals	FY23 Estimated Actuals	FY24 Budget	FY25 Projections	FY26 Projections	Estimated Future Years	Total
10 - General Fund Operating	\$ -	\$ -	\$ -	\$ -	\$ -	\$ -	\$ -
20 - Hawthorn Fund	-	-	-	-	-	-	-
30 - Measure AA Capital	-	-	-	-	-	-	-
40 - General Fund Capital	-	-	-	-	95,000	312,000	407,000
Grants/Partnerships/Other	-	-	-	-	-	-	-
Grand Total	\$ -	\$ -	\$ -	\$ -	\$ 95,000	\$ 312,000	\$ 407,000

Program: Assets and Organizational Support
Project #: XXXXX
Fund: 40 - General Fund Capital

Operating Budget Impact: No
Area of Interest: Choose one if applicable

Skyline Field Office Renovation

Project Purpose

Renovate existing or build new structures to continue supporting field staff operational needs in the Skyline Field Office (SFO) region.

FY24 Scope

Assess future SFO staffing and programming needs; use FOSM recommendation to guide the assessment. Present program recommendations to the Board for concurrence. Solicit proposals to initiate design of repairs and new site elements.

FY25 Scope

Develop design and construction plans. Conduct CEQA review. Submit permit applications.

FY26 Scope

Solicit a bids and award a construction contract.

SUMMARY OF ESTIMATED COSTS	Prior Year Actuals	FY23 Estimated Actuals	FY24 Budget	FY25 Projections	FY26 Projections	Estimated Future Years	Total
4000 - Staff Costs	\$ -	\$ -	\$ -	\$ -	\$ -	\$ -	\$ -
5000-7000 - Service & Supplies	-	-	-	-	-	-	-
8100 - Real Estate Services	-	-	-	-	-	-	-
8200 - Architect/Engineering Services	-	-	100,000	100,000	100,000	-	300,000
8300 - Environmental/Planning Services	-	-	-	-	100,000	-	100,000
8400 - Inspection/Construction Monitoring	-	-	-	-	-	-	-
8500 - Permitting Fees	-	-	-	5,000	8,000	-	13,000
8600 - Construction	-	-	-	-	-	-	-
8700 - Vehicles & Equipment	-	-	-	-	-	-	-
8800 - Structures	-	-	-	-	-	-	-
Grand Total	\$ -	\$ -	\$ 100,000	\$ 105,000	\$ 208,000	\$ -	\$ 413,000

FUNDING SOURCE	Prior Year Actuals	FY23 Estimated Actuals	FY24 Budget	FY25 Projections	FY26 Projections	Estimated Future Years	Total
10 - General Fund Operating	\$ -	\$ -	\$ -	\$ -	\$ -	\$ -	\$ -
20 - Hawthorn Fund	-	-	-	-	-	-	-
30 - Measure AA Capital	-	-	-	-	-	-	-
40 - General Fund Capital	-	-	100,000	105,000	208,000	-	413,000
Grants/Partnerships/Other	-	-	-	-	-	-	-
Grand Total	\$ -	\$ -	\$ 100,000	\$ 105,000	\$ 208,000	\$ -	\$ 413,000

Program: Assets and Organizational Support
Project #: XXXXX
Fund: 40 - General Fund Capital

Operating Budget Impact: No
Area of Interest: Choose one if applicable

Skyline Ridge - Skyline Ridge Road at Big Dipper Inholding

Project Purpose

Skyline Ridge culvert and road failure at Big Dipper inholding. Repair or replace culvert and restore driveway road access.

FY24 Scope

Complete CEQA review. Repair or replace culvert and restore driveway road access. The scope of work and budget is subject to change following additional assessment from FEMA and staff.

FY25 Scope

Project completed in prior fiscal year(s).

FY26 Scope

Project completed in prior fiscal year(s).

SUMMARY OF ESTIMATED COSTS	Prior Year Actuals	FY23 Estimated Actuals	FY24 Budget	FY25 Projections	FY26 Projections	Estimated Future Years	Total
4000 - Staff Costs	\$ -	\$ -	\$ -	\$ -	\$ -	\$ -	\$ -
5000-7000 - Service & Supplies	-	-	-	-	-	-	-
8100 - Real Estate Services	-	-	-	-	-	-	-
8200 - Architect/Engineering Services	-	-	-	-	-	-	-
8300 - Environmental/Planning Services	-	-	-	-	-	-	-
8400 - Inspection/Construction Monitoring	-	-	-	-	-	-	-
8500 - Permitting Fees	-	-	-	-	-	-	-
8600 - Construction	-	-	200,000	-	-	-	200,000
8700 - Vehicles & Equipment	-	-	-	-	-	-	-
8800 - Structures	-	-	-	-	-	-	-
Grand Total	\$ -	\$ -	\$ 200,000	\$ -	\$ -	\$ -	\$ 200,000

FUNDING SOURCE	Prior Year Actuals	FY23 Estimated Actuals	FY24 Budget	FY25 Projections	FY26 Projections	Estimated Future Years	Total
10 - General Fund Operating	\$ -	\$ -	\$ -	\$ -	\$ -	\$ -	\$ -
20 - Hawthorn Fund	-	-	-	-	-	-	-
30 - Measure AA Capital	-	-	-	-	-	-	-
40 - General Fund Capital	-	-	200,000	-	-	-	200,000
Grants/Partnerships/Other	-	-	-	-	-	-	-
Grand Total	\$ -	\$ -	\$ 200,000	\$ -	\$ -	\$ -	\$ 200,000

Program: Assets and Organizational Support
Project #: None
Fund: 40 - General Fund Capital

Operating Budget Impact: No
Area of Interest: Choose one if applicable

District Office Server Refresh

Project Purpose

Upgrade current server infrastructure. Midpen's current server infrastructure (Nutanix) is currently around five years old. Modern server hardware will allow expanded remote work options and improved performance on enterprise applications, such as GIS and Cityworks.

FY24 Scope

Purchase and set up new server infrastructure, including new hardware and software. Migrate current virtual server infrastructure to new system.

FY25 Scope

Project completed in prior fiscal year(s).

FY26 Scope

Project completed in prior fiscal year(s).

SUMMARY OF ESTIMATED COSTS	Prior Year Actuals	FY23 Estimated Actuals	FY24 Budget	FY25 Projections	FY26 Projections	Estimated Future Years	Total
4000 - Staff Costs	\$ -	\$ -	\$ -	\$ -	\$ -	\$ -	\$ -
5000-7000 - Service & Supplies	-	-	-	-	-	-	-
8100 - Real Estate Services	-	-	-	-	-	-	-
8200 - Architect/Engineering Services	-	-	-	-	-	-	-
8300 - Environmental/Planning Services	-	-	-	-	-	-	-
8400 - Inspection/Construction Monitoring	-	-	-	-	-	-	-
8500 - Permitting Fees	-	-	-	-	-	-	-
8600 - Construction	-	-	-	-	-	-	-
8700 - Vehicles & Equipment	-	-	273,476	-	-	-	273,476
8800 - Structures	-	-	-	-	-	-	-
Grand Total	\$ -	\$ -	\$ 273,476	\$ -	\$ -	\$ -	\$ 273,476

FUNDING SOURCE	Prior Year Actuals	FY23 Estimated Actuals	FY24 Budget	FY25 Projections	FY26 Projections	Estimated Future Years	Total
10 - General Fund Operating	\$ -	\$ -	\$ -	\$ -	\$ -	\$ -	\$ -
20 - Hawthorn Fund	-	-	-	-	-	-	-
30 - Measure AA Capital	-	-	-	-	-	-	-
40 - General Fund Capital	-	-	273,476	-	-	-	273,476
Grants/Partnerships/Other	-	-	-	-	-	-	-
Grand Total	\$ -	\$ -	\$ 273,476	\$ -	\$ -	\$ -	\$ 273,476

Program: Assets and Organizational Support
Project #: None
Fund: 10 - General Fund Operating

Operating Budget Impact: No
Area of Interest: Choose one if applicable

Ranger Laptop Refresh

Project Purpose

Ranger laptops are over five years old and need upgrades to continue functioning properly.

FY24 Scope

Continue configuring and issuing of all ranger laptops.

FY25 Scope

Complete the configuration and issuance of ranger laptops.

FY26 Scope

Project completed in prior fiscal year(s).

SUMMARY OF ESTIMATED COSTS	Prior Year Actuals	FY23 Estimated Actuals	FY24 Budget	FY25 Projections	FY26 Projections	Estimated Future Years	Total
4000 - Staff Costs	\$ -	\$ -	\$ -	\$ -	\$ -	\$ -	\$ -
5000-7000 - Service & Supplies	-	28,000	137,000	47,000	-	-	212,000
8100 - Real Estate Services	-	-	-	-	-	-	-
8200 - Architect/Engineering Services	-	-	-	-	-	-	-
8300 - Environmental/Planning Services	-	-	-	-	-	-	-
8400 - Inspection/Construction Monitoring	-	-	-	-	-	-	-
8500 - Permitting Fees	-	-	-	-	-	-	-
8600 - Construction	-	-	-	-	-	-	-
8700 - Vehicles & Equipment	-	-	-	-	-	-	-
8800 - Structures	-	-	-	-	-	-	-
Grand Total	\$ -	\$ 28,000	\$ 137,000	\$ 47,000	\$ -	\$ -	\$ 212,000

FUNDING SOURCE	Prior Year Actuals	FY23 Estimated Actuals	FY24 Budget	FY25 Projections	FY26 Projections	Estimated Future Years	Total
10 - General Fund Operating	\$ -	\$ 28,000	\$ 137,000	\$ 47,000	\$ -	\$ -	\$ 212,000
20 - Hawthorn Fund	-	-	-	-	-	-	-
30 - Measure AA Capital	-	-	-	-	-	-	-
40 - General Fund Capital	-	-	-	-	-	-	-
Grants/Partnerships/Other	-	-	-	-	-	-	-
Grand Total	\$ -	\$ 28,000	\$ 137,000	\$ 47,000	\$ -	\$ -	\$ 212,000

Program: Assets and Organizational Support
Project #: None
Fund: 40 - General Fund Capital

Operating Budget Impact: Yes
Area of Interest: Choose one if applicable

Vehicle and Machinery/Equipment Purchases

Project Purpose

Provide necessary vehicles and equipment for staff to further Midpen's mission and meet project delivery and service delivery commitments.

FY24 Scope

Purchase two vehicles (one patrol, one maintenance) that were to be procured in FY23 but will not arrive in time due to supply chain issues. Replace four maintenance vehicles, six patrol vehicles, and one administrative vehicle. Requesting an additional patrol truck (for the additional Ranger position) . Request replacement of one large tractor and one smaller tractor loader, and purchase of one airburner.

FY25 Scope

Recommended new vehicles and equipment TBD based on recommendations from the Fleet Transition Plan. Budget line item is a placeholder.

FY26 Scope

Recommended new vehicles and equipment TBD based on recommendations from the Fleet Transition Plan. Budget line item is a placeholder.

SUMMARY OF ESTIMATED COSTS	Prior Year Actuals	FY23 Estimated Actuals	FY24 Budget	FY25 Projections	FY26 Projections	Estimated Future Years	Total
4000 - Staff Costs	\$ -	\$ -	\$ -	\$ -	\$ -	\$ -	\$ -
5000-7000 - Service & Supplies	-	-	-	-	-	-	-
8100 - Real Estate Services	-	-	-	-	-	-	-
8200 - Architect/Engineering Services	-	-	-	-	-	-	-
8300 - Environmental/Planning Services	-	-	-	-	-	-	-
8400 - Inspection/Construction Monitoring	-	-	-	-	-	-	-
8500 - Permitting Fees	-	-	-	-	-	-	-
8600 - Construction	-	-	-	-	-	-	-
8700 - Vehicles & Equipment	40,766	967,798	1,360,000	660,000	660,000	-	3,688,564
8800 - Structures	-	-	-	-	-	-	-
Grand Total	\$ 40,766	\$ 967,798	\$ 1,360,000	\$ 660,000	\$ 660,000	\$ -	\$ 3,688,564

FUNDING SOURCE	Prior Year Actuals	FY23 Estimated Actuals	FY24 Budget	FY25 Projections	FY26 Projections	Estimated Future Years	Total
10 - General Fund Operating	\$ -	\$ -	\$ -	\$ -	\$ -	\$ -	\$ -
20 - Hawthorn Fund	-	-	-	-	-	-	-
30 - Measure AA Capital	-	-	-	-	-	-	-
40 - General Fund Capital	40,766	967,798	1,121,000	660,000	660,000	-	3,449,564
Grants/Partnerships/Other	-	-	239,000	-	-	-	239,000
Grand Total	\$ 40,766	\$ 967,798	\$ 1,360,000	\$ 660,000	\$ 660,000	\$ -	\$ 3,688,564

Section 4: Department Summaries

Table of Contents

Department Overview.....	2
Administrative Services Business Line.....	3
Engineering and Construction Department.....	8
Office of the General Counsel.....	11
Office of the General Manager.....	13
Land and Facilities Services Department.....	15
Natural Resources Department.....	19
Planning Department.....	23
Public Affairs Department.....	26
Real Property Department.....	28
Visitor Services Department.....	31

Section 4: Department Summaries

Department Overview

Midpen is structured to deliver on project commitments in support of Midpen's mission and goals and is organized by function into three business lines: Project Planning and Delivery, Visitor and Field Services, and Administrative Services. These three business lines report to the General Manager. The General Manager is one of three Board Appointees who report directly to the Board of Directors. The organizational structure is as follows:

- **Administrative Services Business Line**
 - Budget and Analysis
 - Finance
 - Grants
 - Human Resources
 - Information Systems and Technology
 - Procurement
- **Controller** (listed here for completeness, however the Controller does not a department)
- **Office of the General Counsel**
- **Office of the General Manager**
 - Public Affairs
- **Project Planning and Delivery Business Line**
 - Engineering and Construction
 - Planning
 - Real Property
- **Visitor and Field Services Business Line**
 - Land and Facilities
 - Natural Resources
 - Visitor Services

This section identifies each of Midpen's various departments, their mission and core functions, staffing levels, objectives, performance metrics and proposed FY24 budget.

Administrative Services Business Line

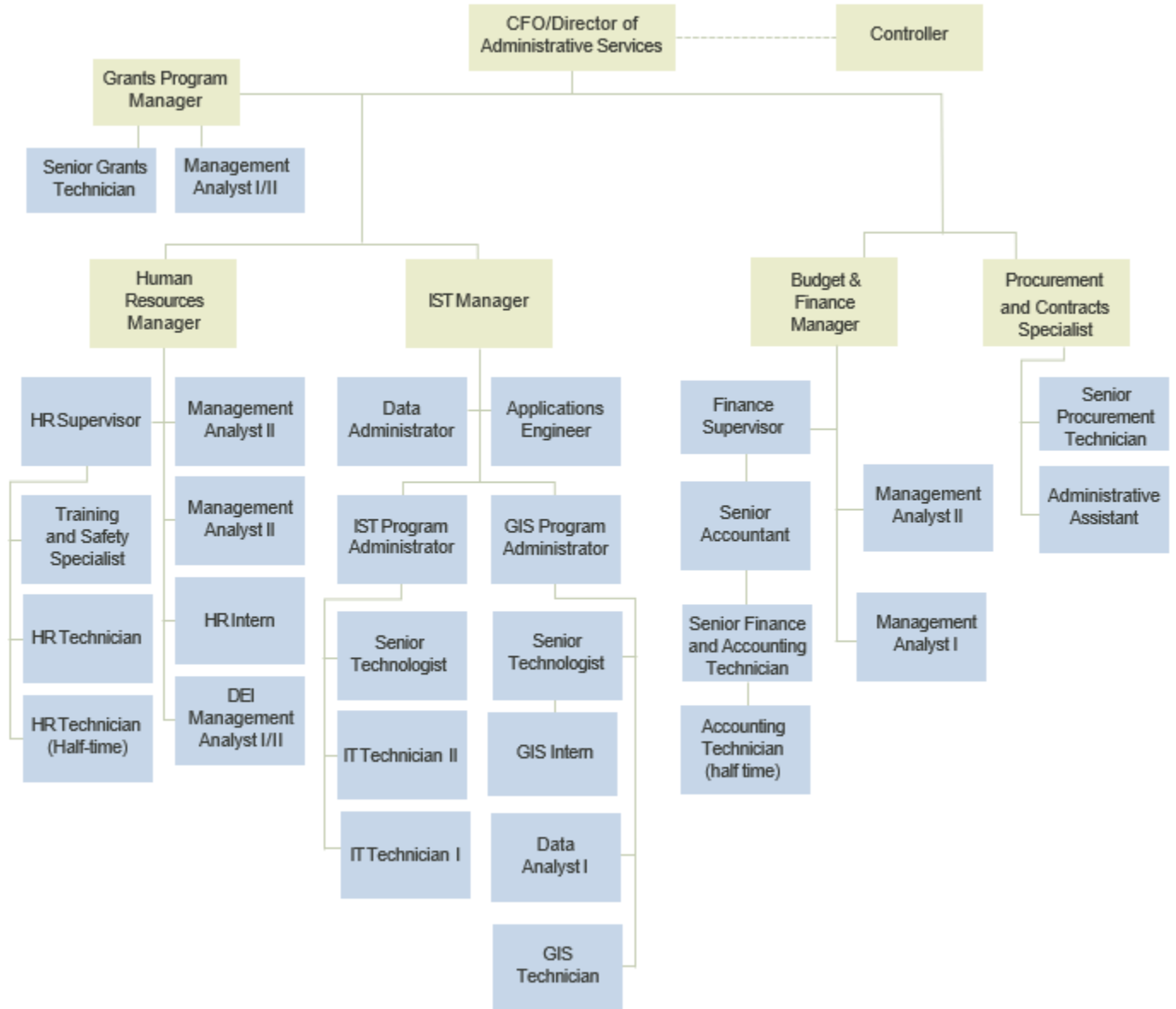
Mission Statement

Provide overall financial, human resources, information systems and other administrative support to serve Midpen's mission and goals.

Core Functions

- Provide financial management, budgeting and accounting services.
- Administer Human Resources programs and coordinate employee relations activities.
- Manage Midpen's Information Technology and Geographic Information Systems and services.
- Provide Midpen with an overall IT strategy that fosters organizational innovation and efficiencies.
- Provide office management and public reception/customer service at the Administrative Office.
- Coordinate grant applications, awards and compliance.
- Manage Midpen procurement.

Organizational Chart



Staffing Levels

Position	FY20	FY21	FY22	FY23	FY24	Change from FY23 Modified
	Adopted FTE	Adopted FTE	Adopted FTE	Adopted FTE	Proposed FTE	
Accountant	1	1	1	1	1	0
Accounting Technician	0.5	0.5	0.5	0.5	0.5	0
Administrative Assistant	1	1	1	1	1	0
Applications Engineer	1	1	1	1	1	0
Budget & Analysis Manager	1	1	1	1	1	0
Controller	0.25	0.25	0.25	0.25	0.25	0
Data Administrator	1	1	1	1	1	0
Data Analyst I	1	1	1	1	1	0
Finance Manager	1	1	1	1	1	0
GIS Program Administrator	1	1	1	1	1	0
GIS Technician	0	0	1	1	1	0
Grants Program Manager (formerly Grants Specialist)	1	1	1	1	1	0
Human Resources Manager	1	1	1	1	1	0
Human Resources Supervisor	1	1	1	1	1	0
Human Resources Technician	1.5	1.5	1.5	1.5	1.5	0
IST Manager	1	1	1	1	1	0
IT Program Administrator	1	1	1	1	1	0
IT Technician I/II	2	2	2	2	2	0
Management Analyst I/II (Budget & Analysis)	2	2	2	2	2	0
Management Analyst I/II (DEI)	0	0	0	1	1	0
Management Analyst I/II (Grants)	0	0	0	1	1	0
Management Analyst I/II (Human Resources)	2	2	2	2	2	0
Procurement Program Manager	1	1	1	1	1	0
Senior Finance and Accounting Technician	1	1	1	1	1	0
Senior Grants Technician	0.5	0.5	0.5	0.5	1	0.5
Senior Procurement Technician	0.5	0.5	0.5	0.5	1	0.5
Senior Technologist	1	1	1	1	2	1
Training and Safety Specialist	1	1	1	1	1	0
Total FTE	26.25	26.25	27.25	29.25	31.25	2

Position	FY20	FY21	FY22	FY23	FY24	Change from FY23 Modified
	Adopted FTE	Adopted FTE	Adopted FTE	Adopted FTE	Proposed FTE	
Interns	1	1	1	2	3	1
Limited Term Positions	1	1	0	0	0	0
Total FTE	2	2	1	2	3	1

Administrative Services aligns project deliverables to Midpen's Strategic Plan goals and objectives primarily through:

- Goal 4 – Strengthen organizational capacity and long-term financial sustainability to fulfill the mission

Objectives

Strategic Plan Linkage	Project Number	Project Name	Target Completion Fiscal Year
Goal 4	51705	Cybersecurity Audit	2025
Goal 4	51706	Cybersecurity Implementation	2028
Goal 4	51707	Districtwide Firewall Upgrade	2025
Goal 4	51708	Preserve Use Permit System	2025
Goal 4	None	District Office Server Refresh	2024
Goal 4	None	Ranger Laptop Refresh	2025
Goal 4	Supporting Project	Computer System Failover (Off-site)	2025
Goal 4	Supporting Project	Fleet Management	2025
Goal 4	Supporting Project	GIS Strategic Plan	2024
Goal 4	Supporting Project	IT Master Plan Update	2026
Goal 4	Supporting Project	SharePoint - Document Management System	2024

For the full statement of Midpen's Strategic Plan goals and objectives, see page 8; project details are included in Section 3.

Performance Metrics

Strategic Plan Linkage	Indicator	FY22	FY22	FY23	FY24
		Target	Actuals	Target	Target
Goal 4	Number of job recruitments completed within target timeline	32	28	32	32
Goal 4	Employee retention rate	≥90%	89%	≥90%	≥90%
Goal 4	Percent of FTEs using web and mobile enterprise GIS	40%	44%	40%	40%
Goal 4	Percent of total District files in Office 365	60%	60%	60%	70%
Goal 4	Percent spent of adopted and final adjusted budget	90% / 90%	85% / 89%	90% / 90%	90% / 90%
Goal 4	Budget Book receives GFOA Award for Distinguished Budget Presentation	Yes	Yes	Yes	Yes
Goal 4	Annual Report receives GFOA Award of Excellence in Financial Reporting	Yes	Yes	Yes	Yes
Goal 4	Annual Report issued with unmodified opinion	Yes	Yes	Yes	Yes

Goal 4	General Fund reserve balance policy target met	Yes	Yes	Yes	Yes
Goal 4	Legal Debt limit not exceeded	Yes	Yes	Yes	Yes
Goal 4	Credit Rating from Fitch and Standard and Poor's	AAA	AAA	AAA	AAA
Goal 4	Percent of electronic invoice payments	60%	67%	65%	70%

Budget

Midpen Budget by Expenditure Category	FY22 Actuals	FY23 Adopted Budget	FY24 Proposed Budget	\$ Change from FY23 Adopted Budget	% Change from FY23 Adopted Budget
Administrative Services					
Salaries and Benefits	\$5,555,979	\$6,258,011	\$6,660,685	\$402,674	6%
Services and Supplies	1,872,714	2,053,672	2,053,672	0	0%
Total Operating Expenditures	7,428,694	8,311,683	8,714,357	402,674	5%
General Fund Capital	0	90,000	478,476	388,476	432%
Measure AA Capital	0	0	0	0	0%
Total Capital Expenditures	0	90,000	478,476	388,476	432%
Total Administrative Services Expenditures	\$7,428,694	\$8,401,683	\$9,192,833	\$791,150	9%

Note: Salaries & Benefits increase includes annual PERS Unfunded Liability contribution in addition to step increases and an addition of 2 FTEs and 1 intern. General Fund Capital includes the District Office Server Refresh and District-wide Firewall Upgrade project.

Engineering and Construction Department

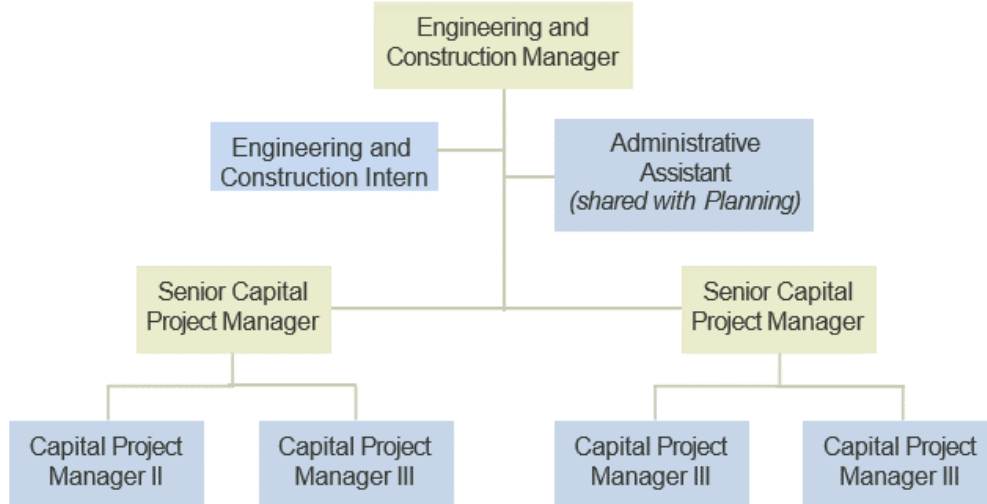
Mission Statement

Implement large-scale capital projects to improve and maintain Midpen’s infrastructure and facilities that are necessary to facilitate ecologically sensitive and safe public access and ongoing stewardship and care for the land.

Core Functions

- Oversee and manage the design and engineering, permitting, bidding, and construction of large-scale capital improvement projects.
- Provide design, project management, construction management and/or construction oversight of large-scale capital projects.
- Ensure that capital projects comply with all necessary requirements and regulations related to construction, including building code requirements, mitigation measures, permit conditions and federal regulations.
- Develop and assist with cost estimations and constructability assessments during the planning, scoping and early design phase of capital projects.
- Stay abreast of current codes and construction regulations and ensure Midpen’s construction standards remain current.

Organizational Chart



Staffing Levels

Position*	FY20 Adopted FTE	FY21 Adopted FTE	FY22 Adopted FTE	FY23 Adopted FTE	FY24 Proposed FTE	Change from FY23 Modified
Capital Project Manager II	1	1	1	1	1	0
Capital Project Manager III	3	3	3	3	3	0
Engineering and Construction Manager	1	1	1	1	1	0
Senior Capital Project Manager	2	2	2	2	2	0
Total FTE	7	7	7	7	7	0

*The Administrative Assistant is shared with Planning and budgeted within the Planning Department (refer to Planning Department page).

Position	FY20 Adopted FTE	FY21 Adopted FTE	FY22 Adopted FTE	FY23 Adopted FTE	FY24 Proposed FTE	Change from FY23 Modified
Interns	0	0	0	0	1	1
Limited Term Positions	0	0	0	0	0	0
Total FTE	0	0	0	0	1	1

Engineering and Construction aligns project deliverables to the Midpen's Strategic Plan goals and objectives primarily through:

- Goal 1 – Promote, establish, and implement a regional environmental protection vision with partners
- Goal 2 – Protect the positive environmental values of open space and agricultural lands
- Goal 3 – Connect people to open space and a regional environmental protection vision
- Goal 4 – Strengthen organizational capacity and long-term financial sustainability to fulfill the mission

Objectives

Strategic Plan Linkage	Project Number	Project Name	Target Completion
Goal 2	35012	Driscoll Ranch New Agricultural Well	2026
Goal 2	35016	Toto Ranch New Agricultural Well(s)	2025
Goal 2	80059	Groundwater Well Decommissioning	2031
Goal 2	MAA21-010	Bear Creek Redwoods Landfill Characterization and Remediation	2024
Goal 3	31903	Hwy 35 Multi-Use Trail Crossing and Parking (Phase 1 Feasibility Study, Phase 2 Concept Design, Phase 3 Final Design)	2026
Goal 3	35008	Kennedy Trail Retaining Wall	2027
Goal 3	35013	Fremont Older Parking Area Improvements	2026
Goal 3	35014	Guadalupe Creek Crossing Replacement	2026
Goal 3	35015	Rancho San Antonio Road Repair	2027
Goal 3	MAA03-009	Purisima-to-the-Sea Parking	2029
Goal 3	MAA05-008	La Honda Creek White Barn Structural Rehabilitation	2023
Goal 3	MAA05-009	La Honda Creek Redwood Cabin Removal and Site Restoration	2024
Goal 3	MAA05-012	Paulin Culvert/Bridge Improvements	2026
Goal 3	MAA05-013	La Honda Parking and Trailhead Access – Phase 2 Implementation	2029
Goal 3	MAA11-XXX	Rancho San Antonio Deer Hollow Farm Restroom	2027
Goal 3	MAA21-004	Bear Creek Stables Project	2025
Goal 3	XXXXX	Bear Creek Redwoods - Parking Lot Culvert	2025
Goal 3	XXXXX	Miramontes Ridge - Madonna Creek Dam Repair	2025
Goal 4	35004	Sierra Azul Ranger Residence	2024
Goal 4	35010	Structure Disposition	2026
Goal 4	61026	Quam Residence Road Repair	2024
Goal 4	31202-11- 10000	New Administrative Office (AO) Facility	2024
Goal 4	VP06-XXX	Hawthorns Structures Stabilization/Repairs	2026
Goal 4	XXXXX	Allen Road Washout Repair	2027
Goal 4	XXXXX	Annex Building Repairs	2025
Goal 4	XXXXX	Cunha House Repair	2026
Goal 4	XXXXX	FFO Solar Panels/EV Chargers	2027
Goal 4	XXXXX	Fremont Older Residence Roof Replacement	2027
Goal 4	XXXXX	Lone Madrone Mobile Home Replacement	2026

Goal 4	XXXXX	Prospect Road Culvert Replacement	2026
Goal 4	XXXXX	Purisima Creek Road Vehicle Access	2028
Goal 4	XXXXX	Resource Management Permit for the Former Event Center Site	2026
Goal 4	XXXXX	Schilling Lake Spillway Repair	2028

For the full statement of Midpen's Strategic Plan goals and objectives, see page 8; project details are included in Section 3.

Performance Metrics

Strategic Plan Linkage	Indicator	FY22 Target	FY22 Actuals	FY23 Target	FY24 Target
Goal 4	Percent of projects finished within Board budget (base bid and contingency)	80%	94%	80%	80%
Goal 4	Percent of projects finished within schedule at the time of award of contract	80%	78%	80%	80%

Budget

Midpen Budget by Expenditure Category	FY22 Actuals	FY23 Adopted Budget	FY24 Proposed Budget	\$ Change from FY23 Adopted Budget	% Change from FY23 Adopted Budget
Engineering and Construction					
Salaries and Benefits	\$1,109,254	\$1,239,826	\$1,352,812	\$112,986	9%
Less: MAA Reimbursable Staff	(123,817)	(132,647)	(122,668)	9,979	-8%
Net Salaries and Benefits	985,437	1,107,179	1,230,144	122,965	11%
Services and Supplies	80,827	247,785	154,498	(93,287)	-38%
Total Operating Expenditures	1,066,264	1,354,964	1,384,642	29,678	2%
Hawthorns Capital	14,250	0	0	0	0%
Total Hawthorns Expenditures	14,250	0	0	0	0%
General Fund Capital	*18,892,124	3,276,100	4,649,700	1,373,600	42%
Measure AA Capital	3,938,449	6,935,222	5,481,704	(1,453,518)	-21%
Total Capital Expenditures	22,830,573	10,211,322	10,131,404	(79,918)	-1%
Total Engineering and Construction Expenditures	\$23,911,087	\$11,566,286	\$11,516,046	(\$50,240)	0%

* FY22 General Fund Capital amount includes actuals for the Administrative Office building project, when a bulk of the construction was completed.

Note: Salaries and Benefits includes new Engineering and Construction Intern. Measure AA Capital decrease due primarily to projects being substantially completed in FY23; Alpine Road Regional Trail, Coal Creek and La Honda Creek Redwood Cabin Removal and Site Restoration. Additionally, the Bear Creek Stables project has pushed out construction to FY25. The main increase to General Fund Capital is due to the additional storm damage repair projects.

Office of the General Counsel

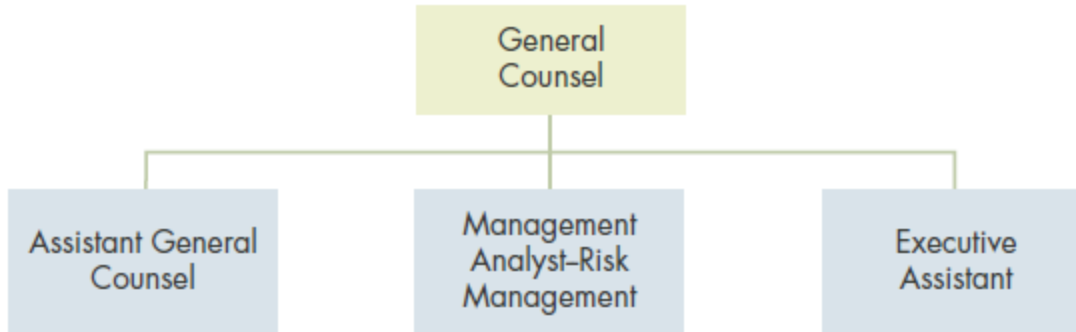
Mission Statement

Provide legal services and counsel to the Board of Directors, Committees and Midpen departments.

Core Functions

- Provide legal review and advice to the Midpen Board and staff.
- Represent Midpen in litigation and legal matters with outside agencies.
- Administer Midpen's risk management program.

Organizational Chart



Staffing Levels

Position	FY20 Adopted FTE	FY21 Amended FTE	FY22 Adopted FTE	FY23 Adopted FTE	FY24 Proposed FTE	Change from FY23 Modified
Assistant General Counsel	1	1	1	1	1	0
General Counsel	1	1	1	1	1	0
Executive Assistant	1	1	1	1	1	0
Management Analyst - Risk Management	0.5	1	1	1	1	0
Total FTE	3.5	4	4	4	4	0

General Counsel aligns project deliverables to Midpen's Strategic Plan goals and objectives primarily through:

- Goal 1 – Promote, establish, and implement a regional environmental protection vision with partners
- Goal 2 – Protect the positive environmental values of open space and agricultural lands
- Goal 3 – Connect people to open space and a regional environmental protection vision
- Goal 4 – Strengthen organizational capacity and long-term financial sustainability to fulfill the mission

Strategic Plan Linkage	Project Number	Project Name	Target Completion Fiscal Year
Goal 4	Supporting Project	Update to the District CEQA Guidelines	2026

Budget

Midpen Budget by Expenditure Category	FY22 Actuals	FY23 Adopted Budget	FY24 Proposed Budget	\$ Change from FY23 Adopted Budget	% Change from FY23 Adopted Budget
General Counsel					
Salaries and Benefits	\$687,702	\$923,286	\$901,588	(\$21,698)	-2%
Services and Supplies	79,507	96,710	139,585	42,875	44%
Total Operating Expenditures	767,210	1,019,996	1,041,173	21,177	2%
Total General Counsel Expenditures	\$767,210	\$1,019,996	\$1,041,173	\$21,177	2%

Note: Salaries and benefits decrease includes a bit less for temporary legal assistance. Services and supplies increase includes more for current litigation support.

Office of the General Manager

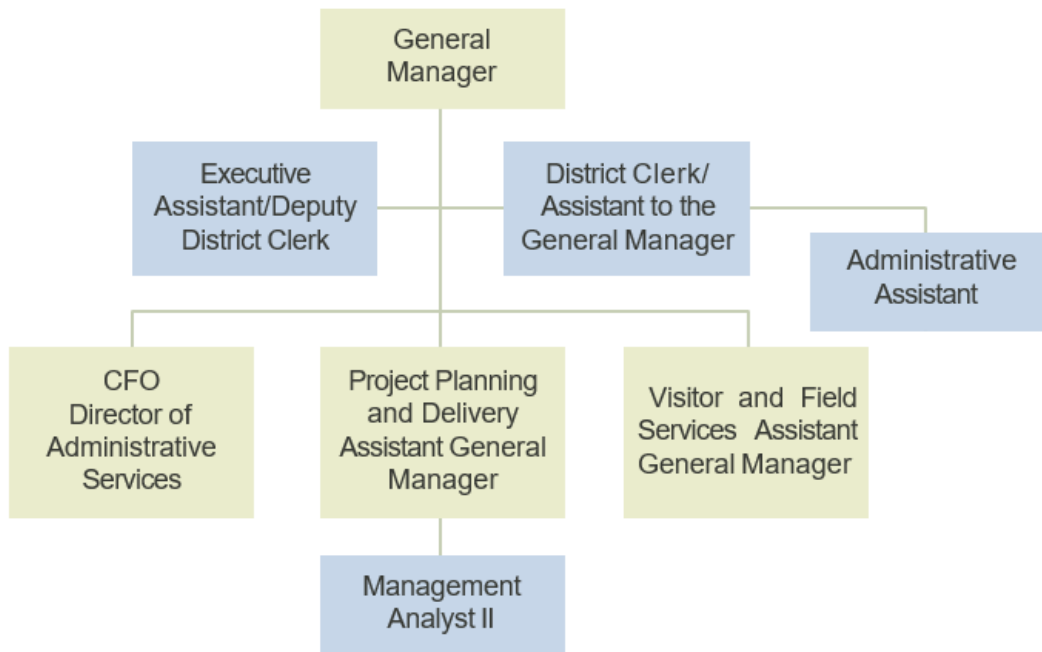
Mission Statement

Responsible for the overall operation of Midpen. Under policy direction from the Board of Directors, the General Manager carries out Midpen’s adopted Strategic Plan goals and objectives and Vision Plan priority actions and works through the executive team to provide leadership, direction, resources and tools to Midpen departments to ensure effective, efficient, and financially-prudent project and service delivery for public benefit.

Core Functions

- Provide leadership, oversight and direction for Midpen functions.
- Accomplish the goals and objectives set out in the Board of Directors’ Strategic Plan.
- Implement Midpen’s Vision Plan priority actions.
- Ensure that Midpen’s policies and procedures are fiscally sustainable.
- Provide legislative support to the Board of Directors, including duties associated with the Board of Directors’ agenda and actions, officiating all Midpen elections and maintaining all official records.

Organizational Chart



Staffing Levels

Position	FY20 Adopted FTE	FY21 Adopted FTE	FY22 Adopted FTE	FY23 Adopted FTE	FY24 Proposed FTE	Change from FY23 Modified
Administrative Assistant	1	1	1	1	1	0
Assistant General Manager	2	2	2	2	2	0
Chief Financial Officer	1	1	1	1	1	0
District Clerk/Assistant to General	1	1	1	1	1	0
Executive Assistant/Deputy Clerk	1	1	1	1	1	0
General Manager	1	1	1	1	1	0
Management Analyst I/II	1	1	1	1	1	0
Total FTE	8	8	8	8	8	0

General Manager aligns project deliverables to Midpen's Strategic Plan goals and objectives primarily through:

- Goal 1 – Promote, establish, and implement a regional environmental protection vision with partners
- Goal 2 – Protect the positive environmental values of open space and agricultural lands
- Goal 3 – Connect people to open space and a regional environmental protection vision
- Goal 4 – Strengthen organizational capacity and long-term financial sustainability to fulfill the mission

Objectives

Strategic Plan Linkage	Project Number	Project Name	Target Completion Fiscal Year
Goal 4	10001	Records Management	2024
Goal 4	10002	San Mateo County Master Permit	2024
Goal 2 & 3	10003	Diversity, Equity, and Inclusion Program Actions (Phase I)	2027
Goal 4	10004	FOSM Update	2024
Goal 2 & 3	31901	ADA Barrier Removal	2026
Goal 2 & 3	MAA11-003	Rancho San Antonio Multimodal Access - Implementation (MAA Eligible)	2025
Goal 2 & 3	Supporting Project	Basic Policies for the Coastsides Protection Area	2025
Goal 1, 2 & 3	VP11-001	Rancho San Antonio Multimodal Access - Implementation (Non-MAA Funded)	2025

For the full statement of Midpen's Strategic Plan goals and objectives, see page 8; project details are included in Section 3.

Performance Metrics

Strategic Plan Linkage	Indicator	FY22 Target	FY22 Actuals	FY23 Target	FY24 Target
Goal 1	Number of public meetings held per year	65	62	60	60

Budget

Midpen Budget by Expenditure Category	FY22 Actuals	FY23 Adopted Budget	FY24 Proposed Budget	\$ Change from FY23 Adopted Budget	% Change from FY23 Adopted Budget
General Manager					
Salaries and Benefits	\$1,784,433	\$1,925,413	\$2,008,342	\$82,929	4%
Services and Supplies	109,949	625,190	558,940	(66,250)	-11%
Total Operating Expenditures	1,894,382	2,550,603	2,567,282	16,679	1%
Total General Manager Expenditures	\$1,894,382	\$2,550,603	\$2,567,282	\$16,679	1%

Note: Services and Supplies decrease is due to Records Management project being nearly complete and Santa Cruz Mountain Stewardship Network trails partnership project being complete in FY23.

Land and Facilities Services Department

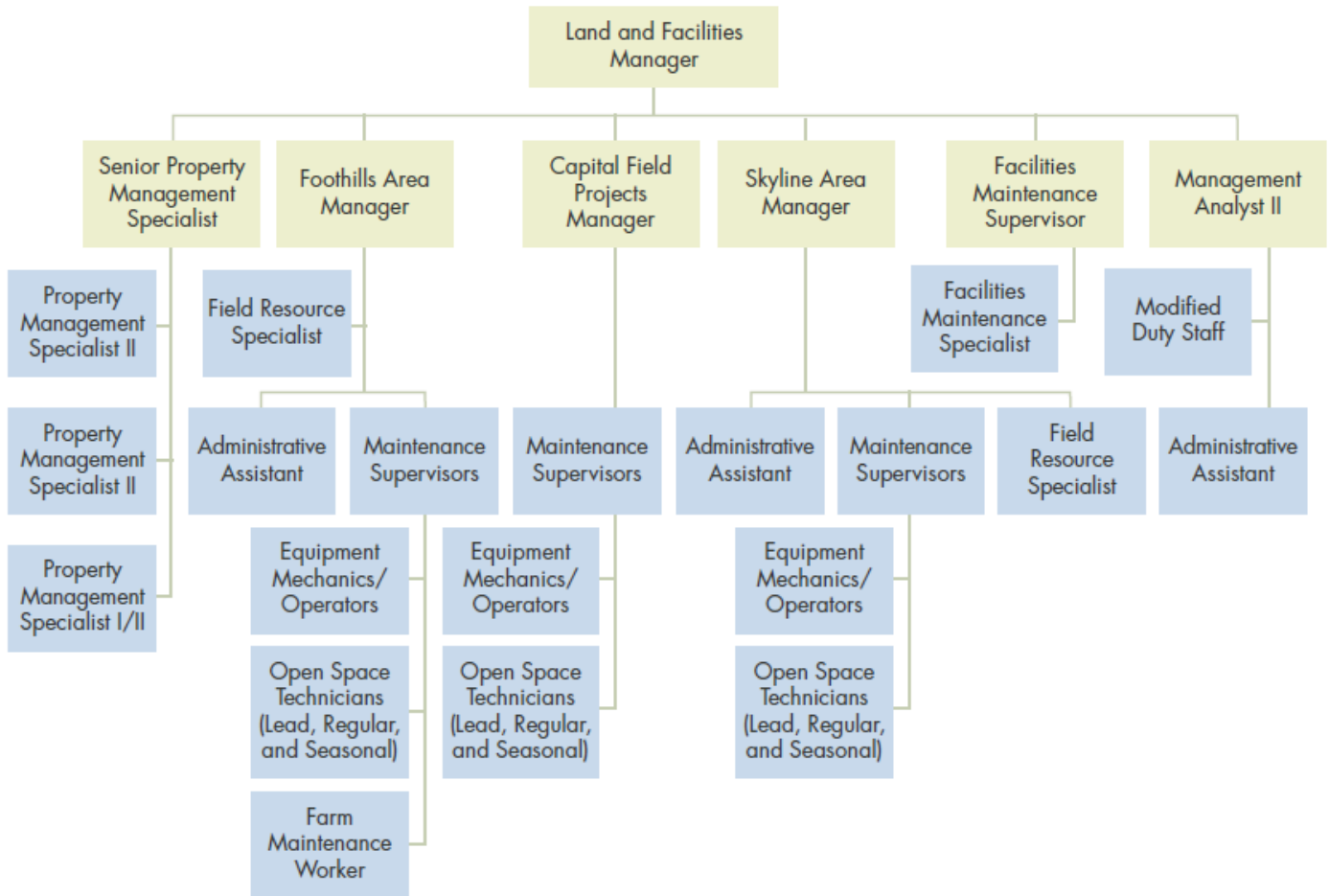
Mission Statement

Improve, restore and maintain Midpen lands in a manner that ensures protection and stewardship of the lands, that provides public access to explore and enjoy the lands, and that is consistent with ecological values and public safety. Provide and maintain Midpen facilities and trails for public use, field and administrative facilities for staff use, and rentals. Manage grazing, agricultural and other facility leases to support Midpen’s mission.

Core Functions

- Maintain and construct an enjoyable and sustainable trail system.
- Provide in-the-field services to protect and restore natural resources.
- Protect public health and safety through fire prevention and safe access.
- Foster neighbor, partner, and jurisdictional-oversight agency relationships and engage in multi-stakeholder efforts to further Midpen goals.
- Maintain Midpen facilities to ensure safety, comfort and the public’s enjoyment.
- Manage grazing, agricultural and other facility leases to further Midpen goals.
- Provide and maintain field and administrative facilities for staff use.
- Manage revenue-producing properties.
- Manage the District’s fleet of vehicles and equipment for staff use.

Organizational Chart



Staffing Levels

Position	FY20 Adopted FTE	FY21 Adopted FTE	FY22 Adopted FTE	FY23 Adopted FTE	FY24 Proposed FTE	Change from FY23 Modified
Administrative Assistant	3	3	3	3	3	0
Area Manager	2	2	2	2	2	0
Capital Projects Field Manager	1	1	1	1	1	0
Equipment Mechanic/Operator	7	7	8	8	8	0
Facilities Maintenance Specialist	1	1	1	1	1	0
Facilities Maintenance Supervisor	1	1	1	1	1	0
Farm Maintenance Worker	1	1	1	1	1	0
Field Resource Specialist	0	0	1	2	2	0
Land and Facilities Manager	1	1	1	1	1	0
Lead Open Space Technician	7	7	7	8	8	0
Maintenance Supervisor	6	6	6	6	6	0
Management Analyst I/II	1	1	1	1	1	0
Open Space Technician	15	15	15	15	15	0
Property Management Specialist I/II	2	2	2	3	3	0
Senior Property Management Specialist	1	1	1	1	1	0
Subtotal FTE	49	49	51	54	54	0
Seasonal Open Space Technician	8.3	8.3	8.3	8.3	9.5	1.2
Total FTE	57.3	57.3	59.3	62.3	63.5	1.2

Note: Seasonal Open Space Technicians (SOSTs) are hired for 960 hours; the 9.5 FTEs shown in the table above amount to 21 SOSTs for FY24.

Land and Facilities Services aligns project deliverables to Midpen's Strategic Plan goals and objectives primarily through:

- Goal 1 – Promote, establish, and implement a regional environmental protection vision with partners
- Goal 2 – Protect the positive environmental values of open space and agricultural lands
- Goal 3 – Connect people to open space and a regional environmental protection vision
- Goal 4 – Strengthen organizational capacity and long-term financial sustainability to fulfill the mission

Objectives

Strategic Plan Linkage	Project Number	Project Name	Target Completion Fiscal Year
Goal 2	61017	Fuel Reduction Implementation	2031
Goal 4	61020	Thornewood Residence Evaluation	2024
Goal 2	61023	Los Gatos Creek watershed - Wildland Fire Resiliency	2025
Goal 2	61024	Lobitos Creek Fencing	2024
Goal 2 & 3	61025	FFO Trail Bridge Replacements	2025
Goal 3	61027	Rancho San Antonio ADA Path to Deer Hollow Farm	2027
Goal 3	61029	Monte Bello Black Mountain Trail Extension	2028
Goal 2	61030	Toto Ranch Agricultural Plan	2025
Goal 1 & 2	61031	Wildland Fire Capacity	2026

Goal 1 & 3	MAA03-010	Purisima-to-the-Sea Trail	2030
Goal 3	MAA05-007	La Honda Creek Phase 2 Trail Connections	2026
Goal 2	MAA05-011	Lone Madrone Ranch Fence Installation	2024
Goal 2	MAA05-014	Lone Madrone Corrals	2026
Goal 2 & 3	MAA10-001	Alpine Road Regional Trail, Coal Creek	2027
Goal 2 & 3	MAA13-001	Cloverdale - Operational Road System Review and Repairs	2030
Goal 3	MAA16-001	Long Ridge Trail Connection to Eagle Rock and Devils Canyon	2027
Goal 1 & 3	MAA20-004	Spooky Knoll Trail and Other New Hwy 17 Trail Connections	2025
Goal 3	MAA21-011	Phase 2 Trail Improvements, Bear Creek Redwoods	2027
Goal 4	None	Vehicle and Machinery/Equipment Purchases	Recurring
Goal 2 & 4	Supporting Project	Fleet Transition Plan	2024
Goal 2 & 3	XXXXX	Bear Creek Redwoods - Alma Trail Slide	2024
Goal 2 & 3	XXXXX	District-wide Culvert Repair Permanent Work	2026
Goal 2 & 3	XXXXX	District-wide Trail Repair Permanent Work	2026
Goal 2 & 3	XXXXX	El Corte de Madera - Spring Board Trail culvert and Bridge	2024
Goal 2 & 3	XXXXX	Miramontes Ridge - Johnston Ranch Ponds	2024
Goal 2 & 3	XXXXX	Miramontes Ridge - Madonna Creek Stables	2026
Goal 2 & 3	XXXXX	Purisima Creek Redwoods - Purisima Ponds	2026
Goal 2 & 3	XXXXX	Sierra Azul - Limekiln Trail Slide	2024
Goal 2 & 3	XXXXX	Skyline Ridge - Skyline Ridge Road at Big Dipper Inholding	2024
Goal 4	XXXXX	Replace Roof on Coal Creek Barn	2027
Goal 4	XXXXX	Replace Bridge MRBR1 in Miramontes Ridge	2027

For the full statement of Midpen's Strategic Plan goals and objectives, see page 8; project details are included in Section 3.

Performance Metrics

Strategic Plan Linkage	Indicator	FY22 Target	FY22 Actuals	FY23 Target	FY24 Target
Goal 3	Miles of single-track trail brushed annually	75	80	75	82
Goal 3	Miles of trails built annually*	2	2	1	1.5
Goal 2	Percentage of work completed of enhanced fire management within Tier 1 or Tier 2 priority areas	N/A	80%	85%	85%

*Note: this number pertains to trail mileage constructed by the Land and Facilities Department. Trail mileage is also constructed/incorporated to the trail system through projects that are managed and led by the Engineering and Construction Department (not reflected in this number).

Budget

Midpen Budget by Expenditure Category	FY22 Actuals	FY23 Adopted Budget	FY24 Proposed Budget	\$ Change from FY23 Adopted Budget	% Change from FY23 Adopted Budget
Land and Facilities					
Salaries and Benefits	\$6,599,768	\$7,996,667	\$8,637,172	\$640,505	8%
Less: MAA Reimbursable Staff Costs	(128,205)	(194,170)	(382,457)	(188,287)	97%
Net Salaries and Benefits	6,471,563	7,802,497	8,254,715	452,218	6%
Services and Supplies	3,403,510	4,047,466	5,724,192	1,676,726	41%
Total Operating Expenditures	9,875,072	11,849,963	13,978,907	2,128,944	18%
Services and Supplies	193	37,200	37,200	0	0%
Total Hawthorns Expenditures	193	37,200	37,200	0	0%
General Fund Capital	381,472	1,403,500	3,798,100	2,394,600	171%
Measure AA Capital	463,588	541,720	1,104,207	562,487	104%
Total Capital Expenditures	845,060	1,945,220	4,902,307	2,957,087	152%
Total Land and Facilities Expenditures	\$10,720,326	\$13,832,383	\$18,918,414	\$5,086,031	37%

Note: The increase in Services and Supplies is due primarily to additional budget for projects focused on fire suppression. The main increase to General Fund Capital is due to the additional storm damage repair projects.

Natural Resources Department

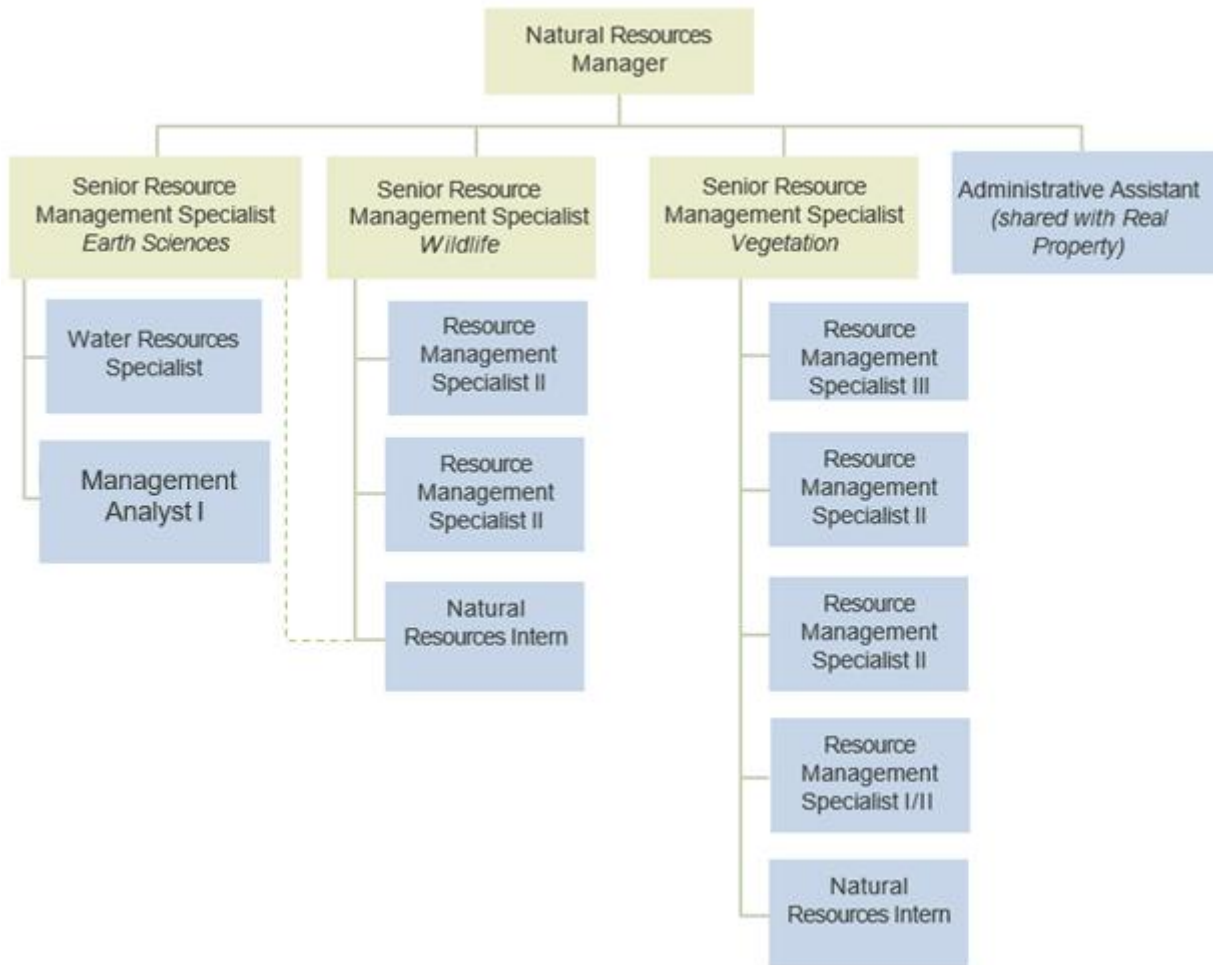
Mission Statement

Protect and restore the natural diversity and integrity of Midpen's resources for their value to the environment and the public and provide for the use of the preserves consistent with resource protection.

Core Functions

- Plan, implement, and design projects to protect and restore the natural resources.
- Comply with the California Environmental Quality Act and resource agency regulation requirements.
- Work with other entities to obtain funding, plan for, and protect Midpen and regional natural resources.
- Steward Midpen working landscapes to protect natural resource values and provide sustainable agricultural uses.

Organizational Chart



Staffing Levels

Position*	FY20	FY21	FY22	FY23	FY24	Change from FY23 Adopted
	Adopted FTE	Adopted FTE	Adopted FTE	Adopted FTE	Proposed FTE	
Management Analyst I/II	1	1	1	1	1	0
Natural Resources Manager	1	1	1	1	1	0
Resource Management Specialist I/II	4	4	4	5	5	0
Resource Management Specialist III (IPM Coordinator)	1	1	1	1	1	0
Senior Resource Management	3	3	3	3	3	0
Water Resources Specialist	1	1	1	1	1	0
Total FTE	11	11	11	12	12	0

*The Administrative Assistant is shared with Real Property and budgeted within the Real Property Department and shown on the Real Property Department page.

Position	FY20 Adopted FTE	FY21 Adopted FTE	FY22 Adopted FTE	FY23 Adopted FTE	FY24 Proposed FTE	Change from FY23 Modified
Interns	2	2	2	2	2	0
Limited Term Positions	0	0	0	0	0	0
Total FTE	2	2	2	2	2	0

Natural Resource aligns project deliverables to Midpen's Strategic Plan goals and objectives primarily through:

- Goal 1 – Promote, establish, and implement a regional environmental protection vision with partners
- Goal 2 – Protect the positive environmental values of open space and agricultural lands
- Goal 3 – Connect people to open space and a regional environmental protection vision
- Goal 4 – Strengthen organizational capacity and long-term financial sustainability to fulfill the mission

Objectives

Strategic Plan Linkage	Project Number	Project Name	Target Completion Fiscal Year
Goal 1	80074	Science Advisory Panel	2025
Goal 1	80034-44	Programmatic State and Federal Environmental Permitting	2025
Goal 1	MAA03-002	Purisima Upland Site Cleanup and Soil Remediation	2026
Goal 1	MAA20-001	Wildlife Corridor: Highway 17 Crossing	2030
Goal 1	MAA21-007	Bear Creek Redwoods Preserve Plan: Invasive Weed Treatment and Restoration	2026
Goal 2	80054	Badger/Burrowing Owl Habitat Assessment	2027
Goal 2	80058	Districtwide Aquatic Habitat Assessment and eDNA Collection	2024
Goal 2	80065	IPM Implementation of Valley Water Grant	2027
Goal 2	80069	Mountain Lion Conservation Research	2026
Goal 2	80070	Carbon Storage Study - Pilot Project, San Gregorio watershed	2025
Goal 2	80072	Irish Ridge Restoration	2028
Goal 2	80073	Oversight of Lehigh Quarry Activities	2026

Goal 2	80076	CEQA Review for IPM Program	2025
Goal 2	80079	Miramontes Ridge Reforestation	2031
Goal 2	80081	Pescadero watershed Sediment Reduction Implementation	2030
Goal 2	80082	San Gregorio Water Quality Improvement Plan	2030
Goal 2	80083	Santa Cruz Kangaroo Rat Habitat and Population Management Project	2031
Goal 2	80084	Remediation of Planting Sites	2026
Goal 2	MAA01-006	Madonna Creek Habitat Enhancement, Water Supply and Bridge Replacement	2027
Goal 2	MAA02-004	Stevens Creek Shoreline Nature Area Restoration	2028
Goal 2	MAA03-007	Purissima-to-the-Sea Habitat Enhancement and Water Supply Improvement Plan	2025
Goal 2	MAA03-011	Lobitos Creek Fisheries Restoration	2031
Goal 2	MAA05-010	Restoration Forestry Demonstration Project	2026
Goal 2	MAA07-008	Lower Turtle Pond Repair	2025
Goal 2	MAA13-XXX	Cloverdale Reservoir Monitoring Improvements	2026
Goal 2	VP22-002	Alma Bridge Road Wildlife Passage	2026
Goal 2	XXXXX	Long Ridge Forest Health Treatment	2027
Goal 2	XXXXX	Prescribed Fire Plan Implementation	2029
Goal 2	XXXXX	Restoration Prioritization and Implementation of Mitigation Policy	2028
Goal 2	XXXXX	San Gregorio Creek Fish Habitat Enhancement	2030
Goal 2	Supporting Project	Conservation Management Unit Designation	2025
Goal 3	MAA21-006	Bear Creek Redwoods - Alma College Cultural Landscape Rehabilitation	2026

For the full statement of Midpen's Strategic Plan goals and objectives, see page 8; project details are included in Section 3.

Performance Metrics

Strategic Plan Linkage	Indicator	FY22 Target	FY22 Actuals	FY23 Target	FY24 Target
Goal 2	<i>Protect:</i> Review and identify natural areas needing additional protection for special status species or habitats (e.g., Conservation Management Unit [CMU] designated).	N/A	N/A	3	5
Goal 2	<i>Restore:</i> Percent of acres in natural resources management plans implemented to enhance terrestrial habitat and ecosystem resiliency.	70% of Acreage	39% of Acreage	70% of Acreage	70% of Acreage
Goal 2	<i>Restore:</i> Number of aquatic habitat sites enhanced to support the recovery of special status species.	NA	NA	1-2 each year	1-2 each year
Goal 2	<i>Monitor:</i> The proportion of rare, threatened, or endangered animal species surveyed for and/or monitored on Midpen lands.	N/A	N/A	25%	25%
Goal 2	<i>Monitor:</i> The proportion of known occurrences of rare, threatened, or endangered plant populations on Midpen lands.	N/A	N/A	5%	5%

Goal 3	<i>Education:</i> Engage the public in service-learning events.	N/A	N/A	12	12
--------	--	-----	-----	----	----

Budget

Midpen Budget by Expenditure Category	FY22 Actuals	FY23 Adopted Budget	FY24 Proposed Budget	\$ Change from FY23 Adopted Budget	% Change from FY23 Adopted Budget
Natural Resources					
Salaries and Benefits	\$1,578,001	\$2,026,373	\$2,180,733	\$154,360	8%
Less: MAA Reimbursable Staff Costs	(14,591)	(77,573)	(81,296)	(3,723)	5%
Net Salaries and Benefits	1,563,410	1,948,800	2,099,437	150,637	8%
Services and Supplies	1,834,320	3,217,194	2,810,307	(406,887)	-13%
Total Operating Expenditures	3,397,730	5,165,994	4,909,744	(256,250)	-5%
General Fund Capital	92,774	155,000	805,500	650,500	420%
Measure AA Capital	532,329	1,924,073	1,963,196	39,123	2%
Total Capital Expenditures	625,103	2,079,073	2,768,696	689,623	33%
Total Natural Resources Expenditures	\$4,022,833	7,245,067	\$7,678,440	\$433,373	6%

Note: Services and Supplies decrease is due to reassessing the operating budget to be more in line with historical spending trends. General Fund Capital, Alma Bridge Road Wildlife Passage project beginning CEQA, design, and permitting, and begin new for FY24 San Gregorio Creek Fish Habitat Enhancement project.

Planning Department

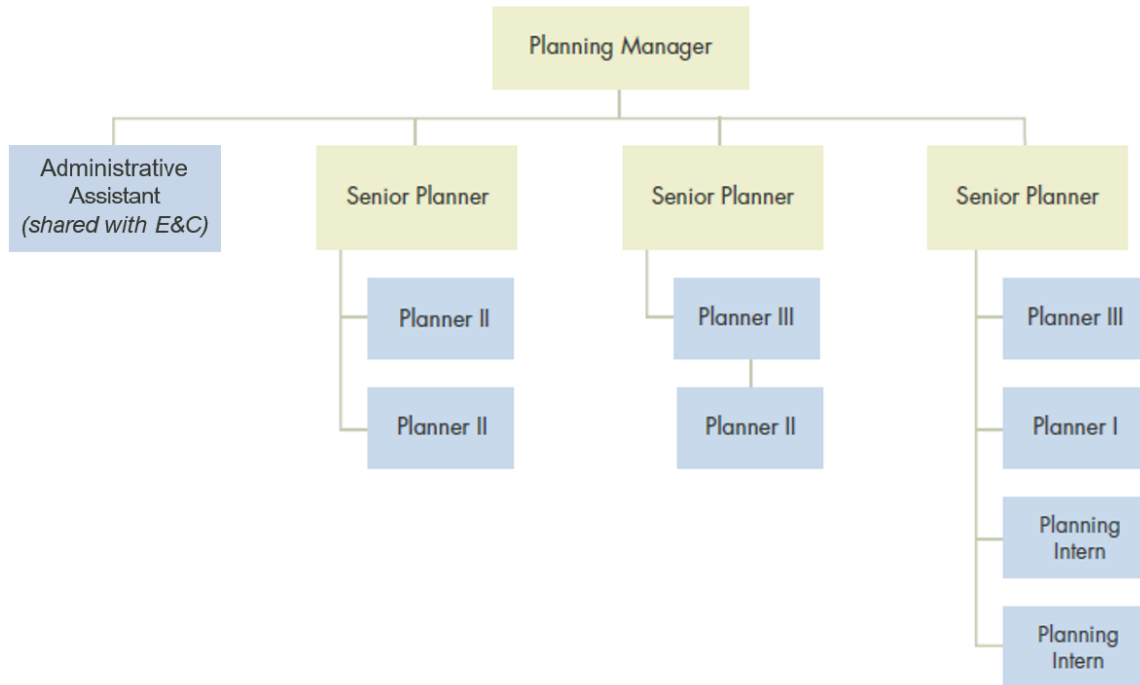
Mission Statement

Respecting the natural diversity and integrity of Midpen’s resources, work with and encourage public and private agencies to preserve, maintain and enhance open space; work cooperatively with other governmental agencies and community organizations to facilitate planning and development of recreation facilities and of public use; encourage public input and involvement in Midpen’s decision-making process and other activities; participate in the public review processes of land use plans of other agencies and development proposals that affect Midpen’s mission; and follow management policies for quality care of the land and provision of public access appropriate to the nature of the land, and consistent with ecological values and public safety.

Core Functions

- Oversee and manage projects for public access, staff facilities and stewardship of cultural and historic resources through scoping, feasibility, programming early design, and land use permitting.
- Provide ongoing planning support during final design, permitting and project construction.
- Develop and maintain current and long-range use and management plans, policies and procedures for Preserves.
- Comply with all applicable federal, state, and local codes and regulations, and permitting requirements for project planning and early design (e.g., California Environmental Quality Act, American for Disabilities Act, National Preservation Act, etc.).
- Support Grants Program in seeking partnership opportunities, new grant and other funding sources to further Midpen’s mission, Vision Plan, Strategic Plan goals and leverage Measure AA funding.
- Participate in long-term, multi-year regional planning and coordination efforts (e.g., San Francisco Bay Trail, Bay Area Ridge Trail, Juan Bautista de Anza National Historic Trail, etc.) for a regionally integrated approach to open space preservation and public access.
- Engage the public and partner agencies in Midpen’s planning activities.
- Plan and design signage for preserves and trails.
- Review external planning activities and projects that may affect Midpen’s interests.
- Comply and document long-term mitigation and monitoring requirements for public access projects.
- Provide accessibility review of new public access improvement plans.

Organizational Chart



Staffing Levels

Position	FY20	FY21	FY22	FY23	FY24	Change from FY23 Modified
	Adopted FTE	Adopted FTE	Adopted FTE	Adopted FTE	Proposed FTE	
Administrative Assistant*	1	1	1	1	1	0
Planner I/II	4	4	4	4	4	0
Planner III	3	3	2	2	2	0
Planning Manager	1	1	1	1	1	0
Senior Planner	2	2	3	3	3	0
Total FTE	11	11	11	11	11	0

* Administrative Assistant is shared with Engineering and Construction and budgeted within the Planning Department.

Position	FY20	FY21	FY22	FY23	FY24	Change from FY23 Modified
	Adopted FTE	Adopted FTE	Adopted FTE	Adopted FTE	Proposed FTE	
Interns	0	0	2	2	2	0
Limited Term Positions	0	0	0	0	0	0
Total FTE	0	0	2	2	2	0

Planning aligns project deliverables to Midpen's Strategic Plan goals and objectives primarily through:

- Goal 1 – Promote, establish, and implement a regional environmental protection vision with partners
- Goal 2 – Protect the positive environmental values of open space and agricultural lands
- Goal 3 – Connect people to open space and a regional environmental protection vision
- Goal 4 – Strengthen organizational capacity and long-term financial sustainability to fulfill the mission

Objectives

Strategic Plan Linkage	Project Number	Project Name	Target Completion
Goal 3	31907	Johnston Ranch Loop Trail and Parking Area	2028
Goal 3	31908	Long Ridge Parking - Feasibility Study	2028
Goal 3	35006	Kennedy Trailhead Parking Area Improvement	2027
Goal 3	MAA03-012	Purisima Preserve Comprehensive Use and Management Plan	2025
Goal 3	MAA06-002	Hawthorns Area Plan	2026
Goal 3	MAA17-XXX	Upper Stevens Creek Trail Connection	2029
Goal 3	MAA20-002	Bay Area Ridge Trail: Highway 17 Crossing	2026
Goal 3	VP05-002	La Honda Creek Parking and Trailhead Access - Phase 1 Feasibility Study and CEQA Review	2025
Goal 3	VP07-XXX	La Honda Parking Area - South Area	2027
Goal 3	VP21-005	Bear Creek Redwoods North Parking Area	2026
Goal 3	XXXXX	Visitor Use Management and Carrying Capacity	2029
Goal 3	Supporting Project	Purisima Preserve Multimodal Access - Implementation	2026
Goal 3	Supporting Project	Regional Trails and Active Transportation/Access to Open Space Planning and Coordination	2025
Goal 3	Supporting Project	Trail Information System	2025

Goal 3	Supporting Project	Trail Junction Numbering System	2026
Goal 4	VP06-XXX	Hawthorns Historic Complex Partnership	2026
Goal 4	XXXXX	Skyline Field Office Renovation	2028
Goal 4	Supporting Project	Historic Resources Procedural Guide/Library	2024
Goal 4	Supporting Project	Update to the District CEQA Guidelines	2026

For the full statement of Midpen's Strategic Plan goals and objectives, see page 8; project details are included in Section 3.

Performance Metrics

Strategic Plan Linkage	Indicator	FY22 Target	FY22 Actuals	FY23 Target	FY24 Target
Goal 1	Number of projects leveraged with partnerships	90% of annual target (Target 3 projects)	100% (7 projects)	90% of annual target (Target 3 projects)	90% of annual target (Target 3 projects)
Goal 3	% of planning milestones completed for a project	90% of annual target (Target 6 project milestones)	100% (7 milestones met)	90% of annual target (Target 6 project milestones)	90% of annual target (Target 6 project milestones)

Budget

Midpen Budget by Expenditure Category	FY22 Actuals	FY23 Adopted Budget	FY24 Proposed Budget	\$ Change from FY23 Adopted Budget	% Change from FY23 Adopted Budget
Planning					
Salaries and Benefits	\$1,572,063	\$1,844,472	\$1,996,978	\$152,506	8%
Less: MAA Reimbursable Staff	(96,514)	(92,599)	(33,560)	59,039	-64%
Net Salaries and Benefits	1,475,549	1,751,873	1,963,418	211,545	12%
Services and Supplies	350,972	374,714	304,099	(70,615)	-19%
Total Operating Expenditures	1,826,521	2,126,587	2,267,517	140,930	7%
Hawthorns Capital	0	0	0	0	0%
Total Hawthorns Expenditures	0	0	0	0	0%
General Fund Capital	2,364	0	120,000	120,000	-
Measure AA Capital	696,684	916,099	799,360	(116,739)	-13%
Total Capital Expenditures	699,048	916,099	919,360	3,261	0%
Total Planning Expenditures	\$2,525,569	\$3,042,686	\$3,186,877	\$144,191	5%

Note: Salaries and benefits decrease includes lower MAA Reimbursable labor expected next year. Services and Supplies decrease is due to completion of technical and feasibility analysis of the La Honda Creek Parking and Trailhead Access – Phase 1 Feasibility Study and CEQA Review project. General Fund Capital includes new for FY24 project Skyline Field Office renovation project.

Public Affairs Department

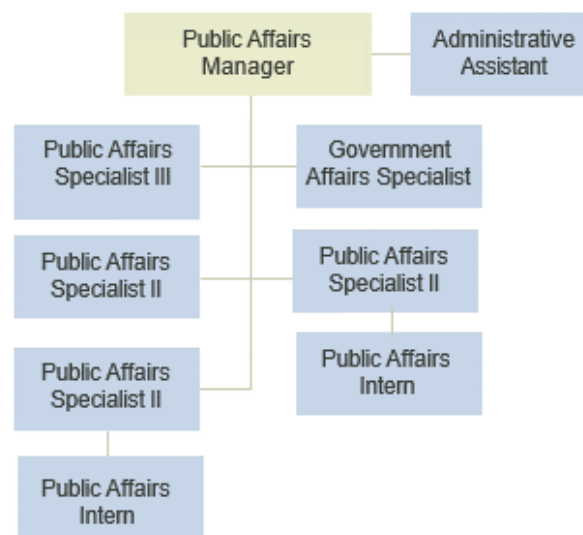
Mission Statement

Build trust by making clearly visible to the public the purposes and actions of Midpen, and actively encouraging public input and involvement in Midpen's decision-making process and other activities.

Core Functions

- Maximize public awareness and understanding of Midpen and its activities.
- Engage the public through outreach and communication efforts that educate and involve the community and expand Midpen's capacity to reach diverse audiences.
- Collect and evaluate constituent feedback and recommend action.
- Review and recommend legislation that affects and/or benefits Midpen's ability to carry out its mission.

Organizational Chart



Staffing Levels

Position	FY20 Adopted FTE	FY21 Adopted FTE	FY22 Adopted FTE	FY23 Adopted FTE	FY24 Proposed FTE	Change from FY23 Modified
Administrative Assistant	1	1	1	1	1	0
Governmental Affairs Specialist	1	1	1	1	1	0
Public Affairs Manager	1	1	1	1	1	0
Public Affairs Specialist I-III	5	4	4	4	4	0
Total FTE	8	7	7	7	7	0

Position	FY20 Adopted FTE	FY21 Adopted FTE	FY22 Adopted FTE	FY23 Adopted FTE	FY24 Proposed FTE	Change from FY23 Modified
Interns	0	0	1	2	2	0
Limited Term Positions	0	0	1	1	0	-1
Total FTE	0	0	2	3	2	-1

Public Affairs aligns project deliverables to Midpen's Strategic Plan goals and objectives primarily through:

- Goal 1 – Promote, establish, and implement a regional environmental protection vision with partners
- Goal 2 – Protect the positive environmental values of open space and agricultural lands
- Goal 3 – Connect people to open space and a regional environmental protection vision
- Goal 4 – Strengthen organizational capacity and long-term financial sustainability to fulfill the mission

Objectives

Strategic Plan Linkage	Project Number	Project Name	Target Completion
Goal 2 & 3	Supporting Project	Good Neighbor Policy Update	2024
Goal 4	Supporting Project	GM Signature Authority Legislation	2025
Goal 1	Supporting Project	Midpen Science Summit	2025

For the full statement of Midpen's Strategic Plan goals and objectives, see page 8; project details are included in Section 3.

Performance Metrics

Strategic Plan Linkage	Indicator	FY22 Target	FY22 Actuals	FY23 Target	FY24 Target
Goal 3	Total reach of Midpen communications channel outreach	2 million	5.7 million	2.5 million	3.5 million
Goal 3	Percentage of ideas pitched to media that become stories	51%	79%	51%	70%
Goal 3	Percent of information requests/complaints answered within two business days	90%	95%	90%	90%
Goal 1 & 4	Percentage of governmental agency partners engaged	80%	65%	67%*	67%*

*Note: The percentage change reflects the fact that there are both more opportunities in FY23 for engagement and outreach, as well as the frequency of engagement for cities is adjusted compared to prior years. In FY23, along with our previous annual contacts, the list of governmental agency partners and individuals also includes prospective elected official candidates in key districts, and new state and federal delegation members as a result of redistricting. Cities engagement will occur every other year to reflect the amount of Midpen activity that occurs proximate to their location.

Budget

Midpen Budget by Expenditure Category	FY22 Actuals	FY23 Adopted Budget	FY24 Proposed Budget	\$ Change from FY23 Adopted Budget	% Change from FY23 Adopted Budget
Public Affairs					
Salaries and Benefits	\$1,090,189	\$1,272,581	\$1,139,528	(\$133,053)	-10%
Services and Supplies	940,521	912,730	585,854	(326,876)	-36%
Total Operating Expenditures	2,030,710	2,185,311	1,725,382	(459,929)	-21%
Total Public Affairs Expenditures	\$2,030,710	\$2,185,311	\$1,725,382	(\$459,929)	-21%

Note: Salaries and Benefits decrease reflects end of limited term Public Affairs Specialist. Services and Supplies decrease is due to the completion of Midpen's 50th Anniversary Public Events and Activities and Benchmark Survey in FY23.

Real Property Department

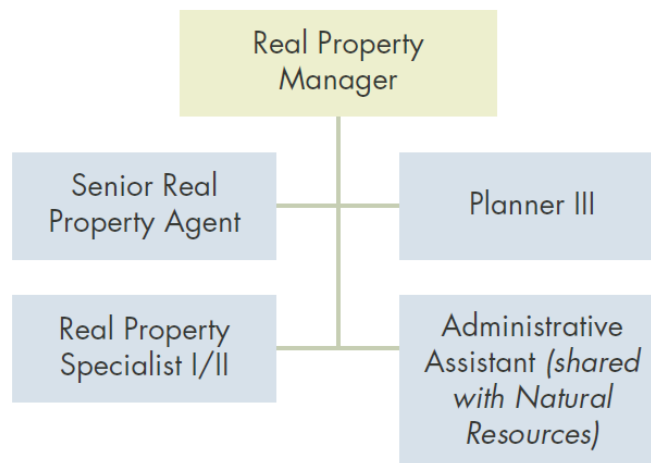
Mission Statement

Purchase or otherwise acquire interest in strategic open space land; connect Midpen open space lands with federal, state, county, city, and other protected open space lands, parklands and watershed lands.

Core Functions

- Provide comprehensive land conservation planning and analysis to guide the land purchase program in coordination with other departments.
- Create and take advantage of opportunities to conserve a greenbelt of protected open space lands along the ridgelines, foothills and baylands.
- Provide technical assistance to protect and secure Midpen public open space property rights and interests (including fee and easement interests).
- Develop and strengthen neighbor, conservation partner and agency relationships to facilitate land conservation and protection.

Organizational Chart



Staffing Levels

Position	FY20	FY21	FY22	FY23	FY24	Change from FY23 Modified
	Adopted FTE	Adopted FTE	Adopted FTE	Adopted FTE	Proposed FTE	
Administrative Assistant*	1	1	1	1	1	0
Planner III	1	1	1	1	1	0
Real Property Manager	1	1	1	1	1	0
Real Property Specialist I/II	1	1	1	1	1	0
Senior Real Property Agent	1	1	1	1	1	0
Total FTE	5	5	5	5	5	0

*The Administrative Assistant is shared with Natural Resources and budgeted within the Real Property Department.

Real Property aligns project deliverables to Midpen's Strategic Plan goals and objectives primarily through:

- Goal 1 – Promote, establish, and implement a regional environmental protection vision with partners
- Goal 2 – Protect the positive environmental values of open space and agricultural lands
- Goal 3 – Connect people to open space and a regional environmental protection vision
- Goal 4 – Strengthen organizational capacity and long-term financial sustainability to fulfill the mission

Objectives

Strategic Plan Linkage	Project Number	Project Name	Target Completion Fiscal Year
Goal 1	20125	Cal-Water Land Exchange, Teague Hill Preserve	2026
Goal 1	MAA01-005	Johnston Ranch Land Acquisition	2026
Goal 1	MAA03-006	South Cowell Upland Land Conservation	2026
Goal 1	MAA13-003	Cloverdale Ranch Land Opportunity	2025
Goal 1	MAA15-005	Upper La Honda Creek Land Conservation (Eberhard)	2024
Goal 1	None	Districtwide Purchase Options and Low-Value Land Fund	2030
Goal 1	VP06-002	El Mirador Land Conservation	2025
Goal 1	VP08-002	Upper Alpine Creek Land Conservation	2026
Goal 1	VP10-003	Transfer of Upper Alpine Road from San Mateo County	2025
Goal 1	VP15-001	Redwood Forest Land Opportunity	2026
Goal 1	VP15-005	Upper Oil Creek Redwood Land Conservation	2026
Goal 1	VP20-XXX	Quint Trail Easement	2024
Goal 1	VP23-004	Mt. Umunhum Land Conservation	2026
Goal 1	VP24-002	Valley Water Exchange Agreement at Rancho de Guadalupe Area of Sierra Azul Preserve	2026
Goal 1	VP25-001	Sierra Azul Loma Prieta Land Conservation	2026
Goal 1	VP39-001	Lower San Gregorio Creek watershed Land Conservation	2027
Goal 3	VP14-001	California Riding & Hiking Trails	2024
Goal 3	Supporting Project	Middle Stevens Creek Trail Connection	2024
Goal 4	XXXXX	Coastal Field Office	2025

For the full statement of Midpen's Strategic Plan goals and objectives, see page 8; project details are included in Section 3.

Performance Metrics

Strategic Plan Linkage	Indicator	FY22 Target	FY22 Actuals	FY23 Target	FY24 Target
Goal 1	Land Conservation	N/A	41.76	5,105	400
Goal 1	Total number of acres protected (preserved)	N/A	65,832	70,937	71,337
Goal 2	Land Conservation Connectivity	N/A	Negotiated and recorded trail easement with City of Half Moon Bay for future trail connections from the downtown, City Ped/bike paths and Coastal Trail to Johnston House and Johnston Ranch properties.	N/A	N/A
Goal 1	Coastal Service Plan – 15 Year Land Acquisitions	100%	Entered into lease and management agreement with POST for the management of the 644-acre Johnston Ranch uplands property as part of Miramontes Ridge OSP	100%	100%

Budget

Midpen Budget by Expenditure Category	FY22 Actuals	FY23 Adopted Budget	FY24 Proposed Budget	\$ Change from FY23 Adopted Budget	% Change from FY23 Adopted Budget
Real Property					
Salaries and Benefits	\$781,650	\$817,642	\$885,661	\$68,019	8%
Services and Supplies	70,011	51,633	49,956	(1,677)	-3%
Total Operating Expenditures	851,661	869,275	935,617	66,342	8%
General Fund Capital	92,715	561,000	350,000	(211,000)	-38%
Measure AA Capital	338,093	90,000	3,452,180	3,362,180	3736%
Total Capital Expenditures	430,808	651,000	3,802,180	3,151,180	484%
Total Real Property Expenditures	\$1,282,469	\$1,520,275	\$4,737,797	\$3,217,522	212%

Note: General Fund Capital decrease to reflect historical spending patterns. Measure AA Capital includes purchase price of the Board approved Eberhard property acquisition.

Visitor Services Department

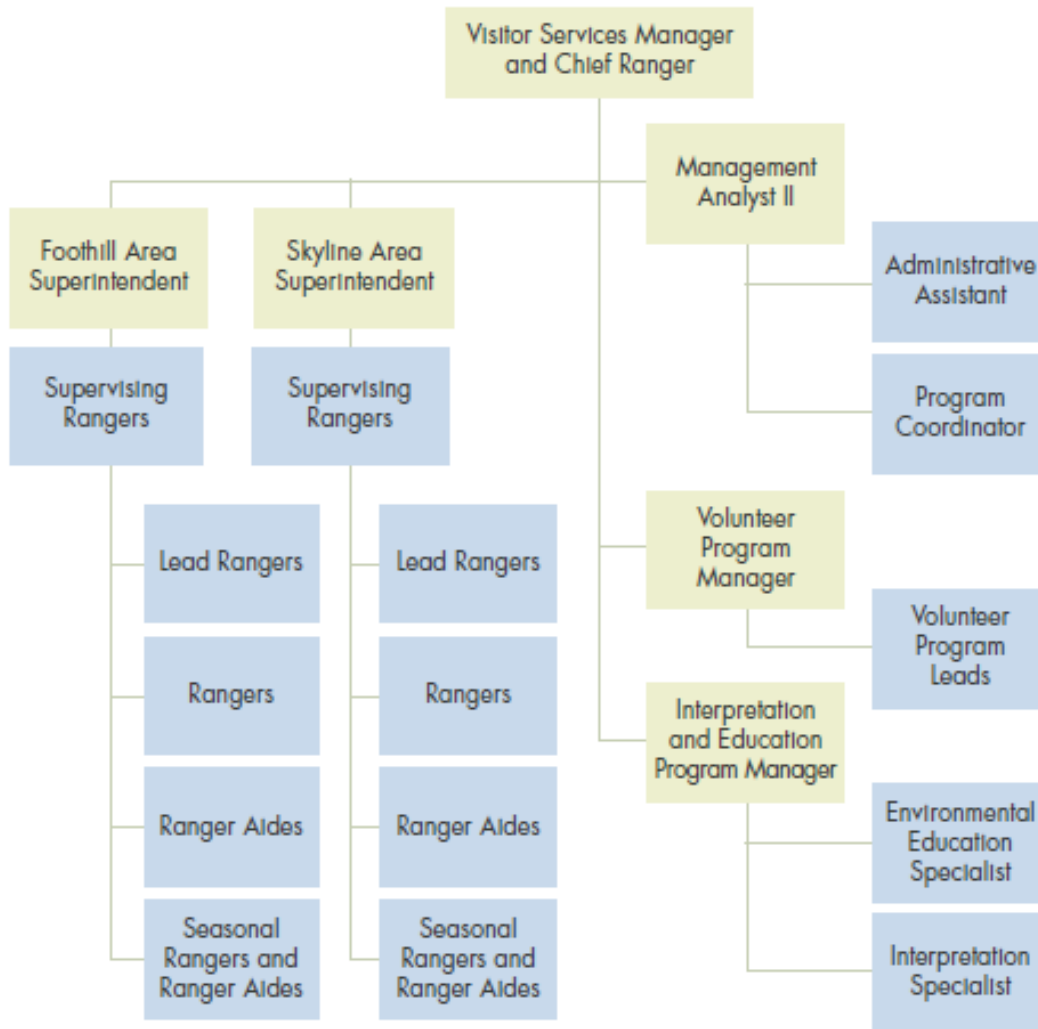
Mission Statement

Ensure protection and stewardship of the land and visitor safety, manage public access consistent with ecological values and public safety, and provide opportunities for enrichment of visitors through interpretation, environmental education, stewardship and volunteerism.

Core Functions

- Protect public health and safety through proactive patrol and presence, enforcement of Midpen’s rules and regulations, fire protection, and emergency medical response.
- Provide frontline public contact and services on Midpen lands.
- Manage the Volunteer and Interpretation and Education programs.
- Foster neighbor, partner, and public safety agency relationships and engage in collaborative efforts to further Midpen’s goals.
- Manage conditional preserve use through an online permit system.

Organizational Chart



Staffing Levels

Position	FY20 Adopted FTE	FY21 Adopted FTE	FY22 Adopted FTE	FY23 Adopted FTE	FY24 Proposed FTE	Change from FY23 Modified
Administrative Assistant	1	1	1	1	1	0
Area Superintendents	2	2	2	2	2	0
Interpretation & Education Program Manager (formerly Docent Program Manager)	1	1	1	1	1	0
Program Coordinator (formerly Docent Program Coordinator)	1	1	1	1	1	0
Environmental Education Specialist	1	1	1	1	1	0
Interpretive Specialist	1	1	1	1	1	0
Lead Ranger	5	5	5	5	5	0
Ranger	19	19	20	22	23	1
Supervising Ranger	5	5	5	5	5	0
Management Analyst I/II	1	1	1	1	1	0
Visitor Services Manager / Chief Ranger	1	1	1	1	1	0
Volunteer Program Manager	1	1	1	1	1	0
Volunteer Program Lead	2	2	2	2	2	0
Subtotal FTE	41	41	42	44	45	1
Seasonal Ranger	0.95	0.95	0.95	0.95	0.95	0
Seasonal Ranger Aide	0.95	0.95	0.95	0.95	0.95	0
Total FTE	42.9	42.9	43.9	45.9	46.9	1

Note: Seasonal Ranger and Ranger Aides are hired for 960 hours; the 0.95 FTEs shown in the table above amount to 2 Seasonal Rangers and 2 Seasonal Ranger Aides for FY24.

Position	FY20 Adopted FTE	FY21 Adopted FTE	FY22 Adopted FTE	FY23 Adopted FTE	FY24 Proposed FTE	Change from FY23 Modified
Interns	1	1	1	0	0	0
Limited Term Positions	0	0	0	0	0	0
Total FTE	1	1	1	0	0	0

Visitor Services aligns project deliverables to Midpen's Strategic Plan goals and objectives primarily through:

- Goal 3 – Connect people to open space and a regional environmental protection vision
- Goal 4 – Strengthen organizational capacity and long-term financial sustainability to fulfill the mission

Objectives

Strategic Plan Linkage	Project Number	Project Name	Target Completion Fiscal Year
Goal 3	Supporting Project	Cloverdale Interim Public Access	2025
Goal 4	65407	Radio System Assessment and Upgrade	2024

For the full statement of Midpen's Strategic Plan goals and objectives, see page 8; project details are included in Section 3.

Performance Metrics

Strategic Plan Linkage	Indicator	FY22 Target	FY22 Actuals	FY23 Target	FY24 Target
Goal 3	Annual number of Daniels Nature Center visitors	3,000	1,300	3,500	2,000
Goal 3	Annual number of permits issued	3,500	3,495	3,500	3,500
Goal 3	Annual number of stewardship volunteer hours	12,000	9,600	10,000	10,000
Goal 3	Annual number of interpretation and education docent hours	4,000	3,540	4,500	4,000
Goal 3	Annual number of participants on docent naturalist-led activities	N/A	1,200	2,100	2,000
Goal 3	Annual number of students attending school field trips	N/A	75	600	350

Budget

Midpen Budget by Expenditure Category	FY22 Actuals	FY23 Adopted Budget	FY24 Proposed Budget	\$ Change from FY23 Adopted Budget	% Change from FY23 Adopted Budget
Visitor Services					
Salaries and Benefits	\$5,169,807	\$6,511,644	\$7,020,988	\$509,344	8%
Services and Supplies	581,096	719,093	942,888	223,795	31%
Total Operating Expenditures	5,750,903	7,230,737	7,963,876	733,139	10%
General Fund Capital	68,077	1,445,000	95,000	(1,350,000)	-93%
Total Capital Expenditures	68,077	1,445,000	95,000	(1,350,000)	-93%
Total Visitor Services Expenditures	\$5,818,980	\$8,675,737	\$8,058,876	(\$616,861)	-7%

Note: Salaries and benefits includes the addition of 1 FTE – Ranger (Overfill). Services and supplies is increasing mainly due to the repeater site lease being moved from Land and Facilities to Visitor Services budget. There is also more budgeted in training for the ranger academy with new staff coming on who will need to go through the program. General Fund Capital implementation budget for Radio System Assessment and Upgrade project moved to capital maintenance reserve for future expenditures.

Row #	Program & Fund	Project #	Project Name	Project Purpose	FY24 Scope	FY25 Scope	FY26 Scope	FY24 Status	FY25 Status	FY26 Status	Strategic Plan Linkage (Primary)	Strategic Plan Linkage (Secondary)	FY24 Estimated Budget	FY25 Estimated Budget	FY26 Estimated Budget
Land Acquisition and Preservation															
30 - Measure AA Capital															
1		MAA01-005	Johnston Ranch Land Acquisition	Complete necessary steps to the purchase and preservation of the upland portion of the Johnston Ranch property as an addition to Miramontes Ridge Open Space Preserve.	Work with granting agencies to authorize grant change for fee and partial interest purchase of the Johnston Upland property. Bring purchase amendment to Board for approval.	After litigation is resolved, complete 100% fee transfer escrow.	After litigation is resolved, complete 100% fee transfer escrow.	Open	Open	Open	Goal 1, Objective 4	Goal 2, Objective 5	\$37,000	\$5,000	\$5,000
2		MAA03-006	South Cowell Upland Land Conservation	Complete land division application with San Mateo County for future fee transfer of upland property and adjacent residence to preserve upland grassland habitat and support opportunities for parking, patrol and trail access for the planned Purisima-to-the-Sea regional trail corridor.	Continue to work with the County to complete a land division application, which has been delayed by litigation.	After litigation is resolved, complete 100% fee transfer escrow.	After litigation is resolved, complete 100% fee transfer escrow.	Open	Open	Open	Goal 1, Objective 4	Goal 2, Objective 5	\$5,354	\$5,000	\$5,000
3		MAA05-015	Upper La Honda Creek Land Conservation (Eberhard)	Complete land purchase in the headwaters of La Honda Creek for habitat protection and to help close the Bay Area Ridge Trail gap between the La Honda and El Corte de Madero Open Space Preserves.	Pursue lot line adjustment approval with San Mateo County to complete the purchase of the Eberhard property as an addition to La Honda Creek OSP.	Project completed in prior fiscal year(s).	Project completed in prior fiscal year(s).	Open	Completed	Completed	Goal 1, Objective 4	Goal 3, Objective 3	\$3,291,597	\$0	\$0
4		MAA13-003	Cloverdale Ranch Land Opportunity	Continue with the potential Phase III purchase of the Cloverdale Ranch property owned by Peninsula Open Space Trust (POST). Purchase supports Measure AA Portfolio 13. Continue due diligence work, including clarification and division of operational responsibilities related to the Lake Lucerne Water Company and identify preliminary land and resource management goals for the potential Phase III property.	Continue due diligence for Phase 3 of the Cloverdale Ranch purchase. Work with POST and shareholders of Lake Lucerne Mutual Water Company to address future water infrastructure improvements and clearly define maintenance and repair responsibilities.	Bring exercise of option to Board to consider approval of Phase 3 of the Cloverdale Ranch purchase.	Project completed in prior fiscal year(s).	Open	Open	Completed	Goal 1, Objective 4	Goal 2, Objective 5	\$15,000	\$1,520,000	\$0
30 - Measure AA Capital Total													\$3,348,951	\$1,530,000	\$10,000
40 - General Fund Capital															
5		20125	Cal-Water Land Exchange, Teague Hill Preserve	Pursue trail connections between Huddart Park and Teague Hill Open Space Preserve, and pursue future land conservation protections in the Bear Gulch watershed in exchange for land rights to allow the installation of Cal Water water tanks at El Corte de Madera Open Space Preserve.	Negotiate and finalize all transactional documents and bring a proposed agreement to the Board for approval.	Land & Facilities and Planning to identify the alignment of the new trail route on Cal Water property to set the permanent location of the trail easement corridor.	Complete the exchange of property rights.	Open	Open	Open	Goal 1, Objective 4	Goal 3, Objective 3	\$24,000	\$15,000	\$0
6		None	Districtwide Purchase Options and Low-Value Land Fund	Budget allocations for purchase option funds to enter into purchase and sale agreements for other open space lands with property owners. These funds are also used for low-value land purchases under the General Manager's purchasing authority, such as small parcels, public trail easements or patrol and maintenance access easements.	As low-value purchase opportunities become available move to complete land purchases under the General Manager's Authority.	As low-value purchase opportunities become available move to complete land purchases under the General Manager's Authority.	As low-value purchase opportunities become available move to complete land purchases under the General Manager's Authority.	Recurring	Recurring	Recurring	Goal 1, Objective 4	Goal 3, Objective 3	\$200,000	\$200,000	\$200,000
7		VP06-002	El Mirador Land Conservation	In partnership with POST, pursue an opportunity for a lot line adjustment (LLA) and associated purchase of 200 acres of mature second growth redwoods as an addition to Windy Hill OSP.	In partnership with POST, develop conservation options to work with private property owners to protect 150-year old second growth redwood forest.	Pursue opportunity for a land division and purchase of El Mirador property with POST and, if approved by the Board, and complete the purchase as an addition to Windy Hill Preserve.	Project completed in prior fiscal year(s).	New	Open	Completed	Goal 1, Objective 4		\$15,000	\$65,000	\$0
8		VP08-002	Upper Alpine Creek Land Conservation	Purchase property in the Upper Alpine Creek Area, including a 273-acre property located adjacent to Russian Ridge Open Space Preserve.	Project not yet started.	Continue to pursue land opportunities.	Continue to pursue land opportunities.	Deferred	Open	Open	Goal 1, Objective 4		\$0	\$12,000	\$12,000
9		VP10-003	Transfer of Upper Alpine Road from San Mateo County	Upon completion of the Upper Alpine (Road) Trail project, complete the County transfer to Midpen of the Alpine (Road) Trail. Prepare quitclaim deed for transfer of the right of way and present to the Board for approval and acceptance.	Project has not started yet.	Complete Quitclaim Deed transfer of the Upper Alpine (Road) Trail right-of-way for public trail use from San Mateo County.	Project completed in prior fiscal year(s).	Not Yet Started	New	Completed	Goal 1, Objective 4		\$0	\$13,000	\$0
10		VP15-001	Redwood Forest Land Opportunity	Pursue land purchase opportunities to grow Midpen's contiguous greenbelt in redwood forests.	Deferred from FY24 in the prior 3-Year CIAP workplan to FY26.	Deferred from FY24 in the prior 3-Year CIAP workplan to FY26.	Pursue opportunities to purchase redwood forest lands in the Oil Creek watershed.	Deferred	Deferred	Open	Goal 1, Objective 4	Goal 2, Objective 5	\$0	\$0	\$5,000

Row #	Program & Fund	Project #	Project Name	Project Purpose	FY24 Scope	FY25 Scope	FY26 Scope	FY24 Status	FY25 Status	FY26 Status	Strategic Plan Linkage (Primary)	Strategic Plan Linkage (Secondary)	FY24 Estimated Budget	FY25 Estimated Budget	FY26 Estimated Budget
11		VP15-005	Upper Oil Creek Redwood Land Conservation	Pursue land purchase opportunities to grow Midpen's contiguous greenbelt in redwood forests. Purchase forested land in the upper Pescadero Watershed to protect redwoods and fish habitat as an addition to Long Ridge OSP.	Project has not started yet.	Project has not started yet.	Complete the purchase of redwood forest land in the upper Oil Creek watershed.	Not Yet Started	Not Yet Started	New	Goal 1, Objective 4		\$0	\$0	\$30,000
12		VP20-XXX	Quint Trail Easement	Secure a trail easement to close a gap in the Bay Area Ridge Trail.	Secure a trail easement through private property.	Project completed in prior fiscal year(s).	Project completed in prior fiscal year(s).	Open	Completed	Completed	Goal 1, Objective 4	Goal 3, Objective 3	\$23,000	\$0	\$0
13		VP23-004	Mt. Umunhum Land Conservation	Pursue land purchase opportunities as an addition to Sierra Azul Preserve, including property near Mt Umunhum and Mt. Thayer.	Deferred from FY24 in the prior 3-Year CIAP workplan to FY25.	Purchase land from willing sellers as opportunities present themselves.	Purchase land from willing sellers as opportunities present themselves.	Deferred	Open	Open	Goal 1, Objective 2		\$0	\$23,000	\$23,000
14		VP24-002	Valley Water Exchange Agreement in the Rancho de Guadalupe Area of Sierra Azul Preserve	Enter into an exchange agreement with Valley Water for license to use land at the intersection of Pheasant and Hicks Road as a staging area for the Guadalupe Dam repairs in exchange for Valley Water's construction of a parking lot to support public access to the Rancho de Guadalupe area of Sierra Azul Open Space Preserve.	Execute an agreement with Valley Water for them to use Midpen site for construction staging in exchange for building a parking lot for public use. Continue working with Native American stakeholders to ensure protection of nearby cultural site.	Monitor Valley Water's use of the site for construction staging.	Monitor Valley Water's use of the site for construction staging.	Open	Open	Open	Goal 1, Objective 4	Goal 3, Objective 3	\$5,000	\$5,000	\$5,000
15		VP25-001	Sierra Azul Loma Prieta Land Conservation	Pursue land purchase opportunities to grow Midpen's contiguous greenbelt in the Loma Prieta area of Sierra Azul Open Space Preserve.	Continue to pursue land opportunities.	Continue to pursue land opportunities.	Continue to pursue land opportunities.	Open	Open	Open	Goal 1, Objective 4	Goal 2, Objective 5	\$22,000	\$22,000	\$22,000
40 - General Fund Capital Total													\$289,000	\$355,000	\$297,000
Land Acquisition and Preservation Total													\$3,637,951	\$1,885,000	\$307,000
Natural Resource Protection and Restoration															
10 - General Fund Operating															
16		61017	Fuel Reduction Implementation	Improve wildfire resiliency and protection of Midpen preserves. Implement fuel reduction work outlined in the Wildland Fire Resiliency Program - Vegetation Management Plan to reduce fuels that contribute to wildfire risks.	Continue fuel reduction work outlined in the Vegetation Management Plan to reduce fuels that contribute to wildfire risks. May need to split into additional projects.	Continue fuel reduction work outlined in the Vegetation Management Plan to reduce fuels that contribute to wildfire risks. May need to split into additional projects.	Continue fuel reduction work outlined in the Vegetation Management Plan to reduce fuels that contribute to wildfire risks. May need to split into additional projects.	Open	Open	Open	Goal 2, Objective 4	Goal 2, Objective 3	\$715,000	\$715,000	\$715,000
17		61023	Los Gatos Creek Watershed - Wildland Fire Resiliency	Implement grant-funded work within the Los Gatos Creek Watershed that furthers the goals of the Wildland Fire Resiliency Program to complete ecologically sensitive vegetation management that reduces fuel loads and lessens wildfire risk (including in areas with extremely high infestation of Sudden Oak Death).	Implement second year of the fuel treatments/habitat restoration plan at Bear Creek Redwoods OSP. Implement first year of the fuel treatment/habitat restoration plan in the Cathedral Oaks area of Sierra Azul OSP.	Implement third year of the fuel treatment/habitat restoration plan at Bear Creek Redwoods. Implement second year of the fuel treatment/habitat restoration plan in the Cathedral Oaks area of Sierra Azul OSP. Implement first year of treatment at Long Ridge and Saratoga Gap OSPs.	Project completed in prior fiscal year(s).	Open	Open	Completed	Goal 2, Objective 4	Goal 2, Objective 3	\$1,110,880	\$929,800	\$0
18		61030	Toto Ranch Agricultural Plan	Develop a sustainable agricultural plan for Toto Ranch. Agricultural Plan will be used to establish an agricultural lease with the tenants at Toto Ranch.	Utilize the consultant's findings to prepare the Agricultural Plan and prepare a draft lease agreement.	Finalize and execute the Agricultural lease agreement.	Project completed in prior fiscal year(s).	Open	Open	Completed	Goal 2, Objective 5		\$20,000	\$0	\$0
19		61031	Wildland Fire Capacity	Utilize \$1.08 million in State Coastal Conservancy grant funding to build staff capacity, purchase additional fuel treatment equipment, and implement fuel reduction work in four preserves.	Plan for and start work along Alpine Road in Skyline Ridge and Russian Ridge OSPs. Complete work along Alpine Road in Windy Hill. Start work on ecosystem fire resiliency for Kings Mountain manzanita at ECDM.	Continue work along Alpine Road in Russian Ridge and Skyline Ridge OSPs. Continue work for ecosystem fire resiliency for Kings Mountain manzanita at ECDM.	Complete work along Alpine Road in Russian Ridge and Skyline Ridge OSP. Complete work for ecosystem fire resiliency for Kings Mountain manzanita at ECDM.	Open	Open	Open	Goal 1, Objective 2	Goal 2, Objective 4	\$467,600	\$467,600	\$467,600
20		80034-44	Programmatic State and Federal Environmental Permitting	Develop State and Federal programmatic permits for compliance with Endangered Species and Clean Water Acts. Facilitates streamlined implementation of projects, resource protection, and partnering efforts.	Apply for updated US Fish and Wildlife Service Recovery Permit to match terms in final US Army Corps and CA Dept of Fish and Wildlife permits and to include updated provisions from Midpen's Prescribed Fire Program.	Finalize negotiations with regulatory agencies and receive final permits.	Project completed in prior fiscal year(s).	Open	Open	Completed	Goal 1, Objective 3		\$50,000	\$0	\$0
21		80054	Badger/Burrowing Owl Habitat Assessment	Prepare a management plan of grasslands and upland habitat to protect and sustain badger and burrowing owl populations. Present project results to Midpen staff and regional wildlife community. Project involves genetic studies to determine viability of badger populations.	Continue engagement with regional partners to determine additional study needs and to inform the identification of enhancement implementation actions.	Explore best timing, partnerships, and outside funding opportunities to implement habitat enhancement actions.	Pending partnerships and outside funding opportunities, initiate steps to implement habitat enhancement actions.	Open	Open	Open	Goal 2, Objective 2		\$194,000	TBD	TBD
22		80058	Districtwide Aquatic Habitat Assessment and eDNA Collection	Conduct aquatic surveys Districtwide to understand aquatic habitat distribution and resident species composition to inform management and protection of aquatic habitats.	Conduct year 2 surveys and produce a final report.	Project completed in prior fiscal year(s).	Project completed in prior fiscal year(s).	Open	Completed	Completed	Goal 2, Objective 2		\$68,441	\$0	\$0

Row #	Program & Fund	Project #	Project Name	Project Purpose	FY24 Scope	FY25 Scope	FY26 Scope	FY24 Status	FY25 Status	FY26 Status	Strategic Plan Linkage (Primary)	Strategic Plan Linkage (Secondary)	FY24 Estimated Budget	FY25 Estimated Budget	FY26 Estimated Budget
23		80065	IPM Implementation of Valley Water Grant	Revitalize habitat for rare, threatened and endangered species and create a more contiguous native vegetation corridor for wildlife, including pollinators, by removing invasive plants and/or revegetating with native species. Funding is prioritized for projects that include community partnerships or provide education for nearby landowners and other stakeholder groups on the control of harmful species.	Year 7 of project implementation.	Year 8 of project implementation.	Year 9 of project implementation.	Open	Open	Open	Goal 2, Objective 1	Goal 2, Objective 2	\$220,000	\$200,000	\$200,000
24		80069	Mountain Lion Conservation Research	Track mountain lion use of Santa Clara Foothills Preserves (focusing on Rancho San Antonio) to inform wildlife management and public use decisions that are protective of wildlife and reduce potential human interaction conflicts.	Receive third year status report, conduct effectiveness monitoring, wildlife camera analysis, and ongoing research. Begin data analysis phase.	Develop draft Human-Mountain Lion Interaction Management Plan to reduce potential conflicts with mountain lions in high visitor use areas and refine recommendations.	Receive final year status report and finalize strategies for implementation. Finalize Human-Mountain Lion Interaction Management Plan. Work with consultant on publication and presentation of findings at appropriate conferences and to partner organizations and regulatory agencies (CDFW). Begin CEQA process for implementation where needed.	Open	Open	Open	Goal 2, Objective 1		\$101,400	\$101,400	\$45,252
25		80070	Carbon Storage Study - Pilot Project, San Gregorio Watershed	Refine the understanding of carbon sequestration and storage in the San Gregorio Watershed, and explore the potential for increasing resilience of carbon stocks in the long-term.	Design and secure permits for a carbon resilience and/or sequestration project (TBD).	Implement the carbon resilience and/or sequestration project (TBD).	Project completed in prior fiscal year(s).	Open	Open	Completed	Goal 2, Objective 2	Goal 1, Objective 3	\$30,000	\$20,000	\$0
26		80072	Irish Ridge Restoration	Restore habitat on the Irish Ridge property. Plan, permit and implement habitat restoration for special status species, as well as climate change and wildland fire resiliency.	Implement first year of the habitat restoration plan.	Implement second year of the habitat restoration plan.	Implement third year of the habitat restoration plan.	Open	Open	Open	Goal 2, Objective 2	Goal 2, Objective 4	\$45,000	\$385,000	\$405,000
27		80073	Oversight of Lehigh Quarry Activities	Protect Midpen interests throughout the Lehigh Quarry Reclamation Plan Review process and related activities.	Continue to work with partners, stakeholders, County and Lehigh to maximize protection of Midpen interests. Monitor Ridgeline Easement and report results to Santa Clara County.	Continue to work with partners, stakeholders, County and Lehigh to maximize protection of Midpen interests. Monitor Ridgeline Easement and report results to Santa Clara County.	Continue to work with partners, stakeholders, County and Lehigh to maximize protection of Midpen interests. Monitor Ridgeline Easement and report results to Santa Clara County.	Open	Open	Open	Goal 2, Objective 2	Goal 2, Objective 1	\$18,000	\$18,000	\$18,000
28		80074	Science Advisory Panel	Seek science-based findings from a Scientific Advisory Panel to help inform Midpen land management decisions.	Pending Board approval and staff capacity, determine new Science Advisory Panel process and scope of research topics.	Pending Board approval and staff capacity, consider researching new topic with the SAP.	Pending Board approval and staff capacity, consider researching new topic with the SAP.	Open	Open	Open	Goal 1, Objective 2		\$50,000	\$100,000	\$0
29		80076	CEQA Review for IPM Program	Ten-year review of the IPM Program. Update the Project Description and confirm and/or update original CEQA findings.	Conduct internal review and stakeholder meetings on program updates.	Finalize CEQA and approve project.	Project completed in prior fiscal year(s).	New	Open	Completed	Goal 2, Objective 2		\$20,000	\$101,000	\$0
30		80079	Miramontes Ridge Reforestation	Implement Ecosystem Resiliency through reforestation near Hwy 35.	Project has not started yet.	Develop the reforestation habitat restoration plan.	Complete CEQA Review.	Not Yet Started	New	Open	Goal 2, Objective 2	Goal 2, Objective 4	\$0	\$100,000	\$15,000
31		80082	San Gregorio Water Quality Improvement Plan	Address the sediment reduction goals set by the San Francisco Regional Water Quality Control Board's Water Quality Improvement Plan for the San Gregorio Watershed. Implementation will be conducted over a long term period, beginning in FY24 or FY25, depending on the results of the FY23 study and plan. Sediment inventory report (similar to Pescadero Project #80081) is due to the Water Board in 2027 and Midpen is ahead of schedule.	Begin conceptual designs for several of the highest priority sites. Sites are anticipated to be eligible for programmatic (streamlined) permitting. Coordinate with FFO on scheduling.	Complete 60% designs and begin permitting for highest priority sites for potential construction starting in FY26.	Begin construction of high priority sites (if permitting allows).	Open	Open	Open	Goal 2, Objective 2		\$11,000	\$240,000	\$160,000
32		80083	Santa Cruz Kangaroo Rat Habitat and Population Management Project	Assess habitat and support genetic research to inform the development of a habitat and population management plan (HPMP). The HPMP will identify opportunities for site-specific enhancements to increase species resiliency of Santa Cruz kangaroo rat.	Develop a Habitat and Population Management Plan, initiate CEQA and prepare permit applications.	Finalize CEQA and secure permits.	Implement habitat enhancements and begin long-term monitoring of kangaroo rat population response. Partner with State Parks and/or Open Space Authority for translocations if recommended.	Open	Open	Open	Goal 2, Objective 2		\$136,932	\$95,000	\$520,500
33		80084	Remediation of Planting Sites	Oregon State University to provide remediation recommendations for restoration sites contaminated with soil pathogens and preventative strategies for future restoration projects. Staff to then identify remedial actions to pursue based on capacity, costs, and other factors to manage for Phytosphthora and protect the natural resources.	Determine locations and priority, including feasibility of remediation of restoration sites contaminated with soil pathogens.	Implement first year of remediation of restoration sites contaminated with soil pathogens.	Implement second year of remediation of restoration sites contaminated with soil pathogens.	Open	Open	Open	Goal 2, Objective 2		\$50,000	\$50,000	\$50,000

Row #	Program & Fund	Project #	Project Name	Project Purpose	FY24 Scope	FY25 Scope	FY26 Scope	FY24 Status	FY25 Status	FY26 Status	Strategic Plan Linkage (Primary)	Strategic Plan Linkage (Secondary)	FY24 Estimated Budget	FY25 Estimated Budget	FY26 Estimated Budget
34		XXXXX	Long Ridge Forest Health Treatment	Restore oak woodland habitat to improve resilience to climate change impacts and fire by removing encroaching Douglas fir that is overtopping the hardwoods.	Secure grant funding for Douglas fir removal.	Develop a treatment plan and begin CEQA analysis for Douglas fir removal and restoration of the oak woodland habitat.	Complete CEQA process.	New	Open	Open	Goal 2, Objective 2	Goal 2, Objective 3	\$5,000	\$5,000	\$5,000
35		XXXXX	Prescribed Fire Plan Implementation	Reintroduction of fire as a natural process for ecosystem resiliency and fire management.	Identify areas for prescribed fire. Draft up to three burn plans and implement at least one burn. Monitor and implement corrective actions, as needed.	Identify areas for prescribed fire. Draft up to three burn plans depending on prior years implementation and implement at least one burn. Monitor and implement corrective actions, as needed.	Identify areas for prescribed fire. Draft up to three burn plans depending on prior years implementation and implement at least one burn. Monitor and implement corrective actions, as needed.	New	Open	Open	Goal 2, Objective 2	Goal 2, Objective 4	\$75,000	\$75,000	\$75,000
36		XXXXX	Restoration Prioritization and Implementation of Mitigation Policy	Identify Restoration Priorities and assemble eligible mitigation projects for future offsets and to secure mitigation funds consistent with the Mitigation Policy.	Compile list, type, size and timing of priority restoration projects and sites.	Identify and prioritize additional restoration projects as needed to meet mitigation requests and needs. Design for and plan first set of restoration mitigation projects.	Continue to design and plan projects as needs arise.	New	Open	Open	Goal 2, Objective 2	Goal 4, Objective 4	\$50,000	\$100,000	\$100,000
37	Supporting Project	Conservation Management Unit Designation	Evaluate Midpen lands to determine need and location for additional Conservation Management Units (CMU) to protect sensitive habitats.	Working with the Planning Department, identify criteria, timeline and process to determine new CMUs and Use and Management Planning process to designate new CMUs.	Prepare Use and Management Plan amendments to designate priority CMUs.	Project completed in prior fiscal year (s).		New	Open	Completed	Goal 2, Objective 2		\$0	\$0	\$0
10 - General Fund Operating Total													\$3,438,253	\$3,702,800	\$2,776,352
30 - Measure AA Capital															
38		MAA01-006	Madonna Creek Fish, Water Supply and Bridge Replacement	Restore fish passage on Madonna Creek, provide alternative water supply to agricultural operations, and replace access bridges across Madonna Creek to enhance fisheries and habitat conditions.	Develop concept designs for habitat improvements and bridge replacement. If recommended, prepare for an alternative water supply to support agricultural operations.	Finalize designs, seek grant funding, and begin CEQA review.	Finalize CEQA and prepare permits applications.	Open	Open	Open	Goal 2, Objective 2	Goal 2, Objective 5	\$96,915	\$204,451	\$207,695
39		MAA02-004	Stevens Creek Shoreline Nature Area Restoration	Make phased habitat improvements and infrastructure changes to Midpen parcel that align with regional shoreline resiliency planning.	Continue site enhancements, monitoring and progress toward Phase 2.	Continue site enhancements, monitoring and progress toward Phase 2.	Continue site enhancements, monitoring and progress toward Phase 2.	Open	Open	Open	Goal 2, Objective 2		\$323,167	\$178,310	\$125,137
40		MAA03-002	Purisima Upland Site Clean up and Soil Remediation	Complete site clean up and soil remediation around existing empty oil tank to protect natural resource values.	Remediate former oil facility and other areas, cleanup debris, and install erosion control as needed.	Project largely completed in prior fiscal year(s). Monitor and maintain site for next few years.	Project largely completed in prior fiscal year(s). Monitor and maintain site for next few years.	Open	Open	Open	Goal 1, Objective 4	Goal 3, Objective 3	\$638,691	\$25,000	\$25,000
41		MAA03-007	Purisima-to-the-Sea Habitat Enhancement and Water Supply Improvement Plan	Develop Pond Management Plan for Purisima-to-the-Sea properties to enhance pond habitat for native wildlife and improve water supply source that supports the conservation grazing program.	Finish springbox repairs and install water distribution infrastructure to pump water to uplands.	Install spring-water distribution infrastructure.	Project completed in prior fiscal year(s).	Open	Open	Completed	Goal 2, Objective 2	Goal 2, Objective 5	\$150,000	\$0	\$0
42		MAA03-011	Lobitos Creek Fisheries Restoration	Restore fish passage to the Lobitos Creek watershed through improvements on Highway 1 (Caltrans) and Lobitos Creek Road (San Mateo County).	Project deferred to FY26.	Project deferred to FY26.	Hire a consultant to collect topographic, habitat, and other data to inform a high level conceptual design and rough cost estimate for fish passage improvements across Highway 1.	Deferred	Deferred	Open	Goal 2, Objective 2		\$0	\$0	\$155,000
43		MAA05-010	Restoration Forestry Demonstration Project	Develop pilot project to restore degraded forest habitat and enhance fire resiliency on Midpen open space preserves.	Complete forest plan and road/sediment design. Begin procuring contractor services for fuels, roads, and forestry services.	Begin implementation of forest plan.	Continue implementation of forest plan.	Open	Open	Open	Goal 2, Objective 2	Goal 2, Objective 3	\$279,082	\$40,000	\$540,000
44		MAA05-011	Lone Madrone Ranch Fence Installation	Install fence along property boundary of northeast neighbor to contain livestock on Midpen property and protect riparian areas. Install fence in Pasture 4 to protect sensitive habitat while continuing to support the conservation grazing program.	Conduct competitive bid process, select contractor, and award construction fence contract. Fencing scheduled to be completed in FY24.	Project completed in prior fiscal year(s).	Project completed in prior fiscal year(s).	Open	Completed	Completed	Goal 2, Objective 5		\$66,000	\$0	\$0
45		MAA05-014	Lone Madrone Corrals	Provide grazing tenant with functional corrals for unloading/loading, administering vaccinations and health checks of livestock on the Lone Madrone property. The property lacks accessible corrals for the onsite ranching tenant to ensure continuity of Midpen's conservation grazing program to maintain grassland habitats and reduce wildland fire fuel loads. This project would install new corrals that are accessible from the road and separated from future public access trails.	Prepare feasibility studies, determine location and prepare design documents, and complete CEQA review.	Bid, award, and complete construction.	Project completed in prior fiscal year(s).	New	Open	Completed	Goal 2, Objective 5		\$7,000	\$50,000	\$0
46		MAA07-008	Lower Turtle Pond Repair	Repair important wildlife habitat and stock watering pond in Lower La Honda Creek Open Space Preserve.	Secure permits and begin implementing repairs to Lower Turtle Pond.	Finalize repairs to Lower Turtle Pond.	Project completed in prior fiscal year(s).	Open	Open	Completed	Goal 2, Objective 2	Goal 2, Objective 5	\$205,915	\$116,858	\$0

Row #	Program & Fund	Project #	Project Name	Project Purpose	FY24 Scope	FY25 Scope	FY26 Scope	FY24 Status	FY25 Status	FY26 Status	Strategic Plan Linkage (Primary)	Strategic Plan Linkage (Secondary)	FY24 Estimated Budget	FY25 Estimated Budget	FY26 Estimated Budget
47		MAA13-001	Cloverdale - Ranch Road Realignment	Protect San Francisco garter snake habitat by moving existing ranch road away from wetland habitat. Decommission existing segment of ranch road in San Francisco garter snake habitat and replace by constructing a new road segment.	Pending acquisition in FY23, proceed with design and CEQA review of ranch road improvements. Prepare permits for submittal.	Continue permitting.	Implement road realignment project.	New	Open	Open	Goal 2, Objective 5		\$70,000	\$40,000	\$275,000
48		MAA13-002	Cloverdale - Operational Road System Review and Repairs	Based on the Road Inventory completed for the property, evaluate the existing road system to determine what roads need to remain for operational purposes and what segments need repairs to keep the roads operational and protect surrounding watershed and habitats.	Project has not started yet.	Project has not started yet.	Review results of the Road Inventory prepare for the property and identify the alignments that need to remain and be maintained over the long-term. Initiate technical studies. Develop a program for necessary repairs, realignments, and decommissioning of road segments, with planned scopes, schedules and budget for implementation.	Not Yet Started	Not Yet Started	New	Goal 3, Objective 3	Goal 2, Objective 5	\$0	\$0	\$98,911
49		MAA13-XXX	Cloverdale Reservoir Monitoring Improvements	Improve reservoir monitoring infrastructure to manage water for habitat and agriculture.	Execute Phase I of consultant contract to install flow meters on diversion outlet and hydraulic valves in Reservoirs 2 and 3.	Execute Phase 2 of consultant contract to assess hydraulic valve system at Reservoirs 2 and 3, repair diversion stream gage, and modify pump intake locations. Continue to map critical water infrastructure.	Finish infrastructure improvements.	New	Open	Open	Goal 2, Objective 2	Goal 2, Objective 5	\$87,500	\$87,500	\$120,000
50		MAA20-001	Wildlife Corridor: Highway 17 Crossing	Work with partners to develop, engineer, and implement wildlife crossing improvements at Highway 17 to provide safe movement for wildlife connecting over 30,000 acres of protected public lands.	Complete CEQA/NEPA. Work with Valley Transportation Agency as Project Delivery partner to prepare design plans and permit applications. Continue work on Mitigation Credit Agreement.	Continue to work with Valley Transportation Agency as Project Delivery partner to finalize design plan and secure permits. Begin preparing bid package materials for implementation. Finalize work on Mitigation Credit Agreement.	Continue to work with Valley Transportation Agency as Project Delivery partner and if project has Caltrans approval, has received permits and if funded, solicit for and begin construction.	Open	Open	Open	Goal 1, Objective 2		\$900,554	\$1,500,785	\$750,000
51		MAA21-007	Bear Creek Redwoods Preserve Plan: Invasive Weed Treatment and Restoration	Implement targeted treatments under the Integrated Pest Management Plan to control invasive weed populations at Bear Creek Redwoods Open Space Preserve, and facilitate opening phases II and III of the preserve for public access. Implement targeted weed treatments to restore native habitats along roads and trails. Treatment sites are expected to require five years of treatment before requiring maintenance-level treatment (determined by species, habitat, infestation level and time span, and site-history).	Implement year five of targeted weed treatments at Bear Creek Redwoods Preserve to restore native habitats along roads and trails. Project is expected to require five years of treatment before habitats are restored to maintenance levels.	Complete second year of invasive species treatment in Phase II area of Bear Creek Redwoods OSP.	Complete third year of invasive species treatment in Phase II area of Bear Creek Redwoods OSP.	Open	Open	Open	Goal 1, Objective 2	Goal 2, Objective 2	\$110,501	\$100,000	\$100,000
52		MAA21-010	Bear Creek Redwoods Landfill Characterization and Remediation	Remediate former landfill to restore natural open space values, protect public health and safety, and allow for Phase 2 public access at Bear Creek Redwoods.	Implement remedial design and cleanup.	Project completed in prior fiscal year(s).	Project completed in prior fiscal year(s).	Open	Completed	Completed	Goal 2, Objective 2		\$219,573	\$0	\$0
30 - Measure AA Capital Total													\$3,154,898	\$2,342,904	\$2,396,743
40 - General Fund Capital															
53		35012	Driscoll Ranch - New Agricultural Well	Provide a well as a new source of water for agricultural use at Driscoll Ranch to replace existing creek diversion and tie the new well into existing water distribution lines and tanks.	Secure permits and prepare bid package.	Bid, award, and start construction.	Complete construction.	Open	Open	Open	Goal 2, Objective 5		\$72,000	\$32,500	\$15,500
54		35016	Toto Ranch - New Agricultural Well(s)	Drill and install a new agricultural water well in Toto Ranch to replace two existing shallow wells which do not produce sufficient water.	Conduct well assessment. If a deeper well is feasible, complete CEQA review, secure permits and prepare bid package.	Bid, award, and start construction.	Project completed in prior fiscal year(s).	Open	Open	Completed	Goal 2, Objective 5		\$20,000	\$55,500	\$0
55		61024	Lobitos Creek Fencing	Extend a southern fence line along Lobitos creek to protect the riparian area from cattle access.	Prepare bid package, issue Request for Bids, and complete construction.	Project completed in prior fiscal year(s).	Project completed in prior fiscal year(s).	Open	Completed	Completed	Goal 2, Objective 2	Goal 2, Objective 5	\$111,000	\$0	\$0
56		80059	Groundwater Well Decommissioning	Prevent groundwater contamination by sealing unused and abandoned wells.	Deferred to FY25.	Hire a contractor to assess and select wells for decommissioning, location TBD.	Hire a contractor to assess and select wells for decommissioning, location TBD.	Deferred	Open	Open	Goal 2, Objective 2		\$0	\$141,000	\$141,000

Row #	Program & Fund	Project #	Project Name	Project Purpose	FY24 Scope	FY25 Scope	FY26 Scope	FY24 Status	FY25 Status	FY26 Status	Strategic Plan Linkage (Primary)	Strategic Plan Linkage (Secondary)	FY24 Estimated Budget	FY25 Estimated Budget	FY26 Estimated Budget
57		80081	Pescadero Watershed Sediment Reduction Implementation	Comply with San Francisco Regional Water Quality Control Board regulations of the Total Maximum Daily Load for sediment in the Pescadero-Butano Watershed. Identify and then address high priority sediment sources along road and trails in Skyline Ridge and Long Ridge Open Space Preserve. Implementation will be conducted over a long term period, beginning in FY23, depending on the results of the FY22 study and plan.	Continue conceptual designs. Coordinate with E&C (for ADA improvements) and VS (for work downstream of Alpine Pond) on scheduling and compliance with the recovery permit. Investigate streamlined permitting with resource agencies for highest priority sites, including the Alpine Pond Project (dam reconstruction and pond reconfiguration). Engage with neighbors where road agreements or easements exist.	Finalize designs/ permitting of additional high priority sites, including areas along Old Page Mill Road, which will need to occur prior to draining Alpine Pond, and construct if timing allows. Continue working with resource agencies on strategy to include Alpine Pond under recovery permit.	Work on Old La Honda Road (downstream of Alpine Pond); continue permitting efforts with regulatory agencies, develop bid and construction documents.	Open	Open	Open	Goal 2, Objective 2		\$175,000	\$85,000	\$70,000
58		MAA03-007	Purisima-to-the-Sea Habitat Enhancement and Water Supply Improvement Plan (fund 40 funded work)	<i>This project is listed on row 42 and is shown here to illustrate the amount of funding that will come from Fund 40 (unless MAA reallocation or use of MAA interest income is approved).</i>				Open	Open	Completed	Goal 2, Objective 2	Goal 2, Objective 5	\$295,000	\$10,000	\$0
59		VP22-002	Alma Bridge Road Wildlife Passage	Partnership project with Santa Clara County to complete CEQA, design, permitting, and implementation to provide safe passage for wildlife (newts) across Alma Bridge Road. Midpen will retain a consultant to provide CEQA and design services to provide safe passage for newts across Alma Bridge Road. Implementation to be led by Midpen or County. Long term Operation and Maintenance to shift to County.	In partnership with the County, select preferred alternative(s) and begin CEQA, design, and permitting.	Complete design, CEQA review, and permitting. If funding is available, solicit bids for construction of a capital project to install wildlife crossing structure(s).	If funding is available, award construction bid and complete capital project to install wildlife crossing structure(s) and begin effectiveness monitoring.	New	Open	Open	Goal 2, Objective 1		\$500,000	\$250,000	\$1,250,000
60		XXXXX	San Gregorio Creek Fish Habitat Enhancement	Enhance instream salmonid habitat in San Gregorio Creek at Apple Orchard by installing large woody debris.	Hire San Mateo RCD to lead project implementation, including CEQA and permitting. Begin construction summer 2024.	Complete construction.	Conduct Year 1 of 5 of post-construction monitoring.	New	Open	Open	Goal 2, Objective 2		\$130,500	\$148,000	\$5,000
40 - General Fund Capital Total													\$1,303,500	\$722,000	\$1,481,500
Natural Resource Protection and Restoration Total													\$7,896,651	\$6,767,704	\$6,654,595
Public Access, Education, and Outreach															
10 - General Fund Operating															
61		31903	Hwy 35 Multi-use Trail Crossing and Parking (Phase I Feasibility Study, Phase II Concept Design, Phase III Final Design)	Explore feasibility for implementing a trail crossing across Highway 35 to connect the regional Bay Area Ridge Trail from the planned SFPUC Bay Area Ridge Trail Extension to Midpen's Purisima Creek Redwoods Preserve, as well as opportunities for expanded parking at the North Ridge parking lot. Conduct feasibility study, followed by environmental review and concept design of preferred alternative.	Pending Board approval of a preferred alternative, initiate the preliminary conceptual design and environmental review.	Complete the preliminary conceptual design and environmental review, and bring to the Board to certify the CEQA document/adopt the CEQA findings and approve the project description to finalize the conceptual design.	Move conceptual designs to 60-90% construction plans and prepare/submit for permits. Seek grant funding.	Open	Open	Open	Goal 3, Objective 3	Goal 2, Objective 2	\$90,000	\$75,000	\$200,000
62		31908	Long Ridge Parking - Feasibility Study	Provide a public access staging area (parking, restroom, trailhead) for Long Ridge Preserve and trails. Conduct feasibility study, develop opportunities and constraints and project alternatives for Board's consideration.	Project has not started yet.	Project has not started yet.	Initiate discussions with Santa Clara County Parks, Caltrans and other stakeholders in scoping potential sites for parking.	Not Yet Started	Not Yet Started	New	Goal 3, Objective 3	Goal 3, Objective 2	\$0	\$0	\$75,000
63		61027	Rancho San Antonio ADA Path to Deer Hollow Farm	Evaluate feasibility of new ADA-accessible pedestrian path that separates existing combined use of pedestrians and vehicles on road leading to Deer Hollow Farm to improve public accessibility and safety. Separate path may require one or more road crossings with vehicular stops and/or potential bridge.	Conduct public outreach. Hold PNR meeting to review proposed trail improvements and initiate CEQA review.	Finalize CEQA review and seek Board adoption of CEQA findings and approval of trail improvements. Prepare permit applications.	Secure permits, solicit bids, and award a construction contract.	Open	Open	Open	Goal 3, Objective 3	Goal 3, Objective 2	\$147,000	\$157,000	\$112,000

Row #	Program & Fund	Project #	Project Name	Project Purpose	FY24 Scope	FY25 Scope	FY26 Scope	FY24 Status	FY25 Status	FY26 Status	Strategic Plan Linkage (Primary)	Strategic Plan Linkage (Secondary)	FY24 Estimated Budget	FY25 Estimated Budget	FY26 Estimated Budget
64		VP05-002	La Honda Creek Parking and Trailhead Access - Phase I Feasibility Study and CEQA Review	Provide parking, trailhead access and amenities to support opening the currently closed central portion of the Preserve to the public. Conduct technical studies and an analysis of existing conditions, opportunities and challenges to assess the feasibility of six sites recommended by the 2019-20 La Honda Public Access Working Group.	Present technical and feasibility analysis, findings, and PNR recommendations to the Board for review, input, and confirmation on direction for next steps. Select preferred site plan alternatives to advance into environmental review and design development. Continue public and stakeholder engagement. Hire environmental planning consultant and initiate environmental review.	Complete environmental review. Bring final proposed parking and trailhead access project to the Board to certify the CEQA document/adopt the CEQA findings and approve the project to proceed with design and implementation of site(s) prioritized by the Board.	Phase I Project completed in prior fiscal year(s). Phase II - Implementation is discussed as part of Project MAA05-013.	Open	Open	Completed	Goal 3, Objective 3	Goal 3, Objective 2	\$89,000	\$100,000	\$0
65		VP07-XXX	La Honda Parking Area - South Area	Develop a new parking area and trail with equestrian trailer parking in the southern reaches of the preserve per the La Honda Master Plan.	Project not yet started.	Initiate technical studies, site opportunities and constraints analysis.	Develop conceptual site plan alternatives.	Not Yet Started	New	Open	Goal 3, Objective 3		\$0	\$50,000	\$50,000
66		VP11-001	Rancho San Antonio Multimodal Access - Implementation (Non-MAA Funded)	Implement transportation demand management strategies at Rancho San Antonio to reduce parking challenges and encourage multi-modal access to the preserve. <i>*This project is the same as MAA11-003 but is separate as not all the work is MAA eligible.</i>	Continue implementation of Tier 1 strategies. Evaluate pilot program effectiveness and consider long-term implementation if feasible.	Placeholder for evaluation of Tier 2 strategies, if needed.	Project completed in prior fiscal year(s).	Open	Open	Completed	Goal 3, Objective 3	Goal 3, Objective 2	\$50,000	\$10,000	\$0
67		XXXXX	Visitor Use Management and Carrying Capacity	Develop framework for visitor use management to assess visitor use capacity and identify management strategies that protect resources and enhance the visitor experience for possible future implementation at one or more District Preserves.	Project not yet started.	Project not yet started.	Conduct background research, literature review, and partner agency engagement. Initiate the process to develop visitor use management goals for an area, select indicators, establish thresholds and identify management strategies. Initiate public and stakeholder engagement.	Not Yet Started	Not Yet Started	New	Goal 3, Objective 3		\$0	\$0	\$25,000
68	Supporting Project	Cloverdale Interim Public Access	Public access to Cloverdale has been provided under POST ownership for years at the Wilbur's Watch parking lot and trailhead along Pigeon Point Road, South of Pescadero. This access will continue under Midpen management following ownership of the property. Provide additional public access to Cloverdale through a three-phased approach that includes Community Field Days, Docent Naturalist-led Hikes, and Limited Permit Access.	Complete improvements to Wilbur's Watch, including new signage and signboards, gate access and patrol. Implement Phase I of the Interim Access Plan: host two Community Field Days in FY23-24, followed by Phase II: Docent Naturalist-led hikes. Schedule training for existing Docent Naturalists and for new "Community Docents" specific to Cloverdale. Continue planning for Limited Permit Access to follow in FY25.	Make necessary infrastructure improvements to implement a Limited Permit Access program for individuals to access limited area of the preserve. Designate and improve a permit staging area and trails. Complete signage as needed. Incorporate permits into Midpen's current permit system.	Project completed in prior fiscal year(s).	New	Open	Completed	Goal 3, Objective 3	Goal 3, Objective 2		\$0	\$0	\$0
69	Supporting Project	Purisima Preserve Multimodal Access - Implementation	Implement transportation demand management strategies at Purisima Creek to reduce parking challenges and encourage multi-modal access to the preserve. Project implements Board approved transportation demand management strategies not included as part of Purisima-to-the-Sea or Hwy 35 Multiuse Trail projects.	Scope priority recommendations; begin implementing strategies that can be done with in-house support; evaluate other actions with consultant support.	Continue implementation efforts.	Continue implementation efforts, if necessary.	New	Open	Open	Goal 3, Objective 3	Goal 3, Objective 1		\$0	\$0	\$0
70	Supporting Project	Middle Stevens Creek Trail Connection	Partner with Santa Clara County Parks, Friends of Stevens Creek Trail, and the City of Cupertino to secure land rights for the middle section of the Stevens Creek Trail from Linda Vista Park to Stevens Creek County Park.	Continue supporting partners with securing land rights for a feasible Middle Stevens Creek Trail Connection.	Project completed in prior fiscal year.	Project completed in prior fiscal year.	Open	Completed	Completed	Goal 3, Objective 3	Goal 1, Objective 2		\$0	\$0	\$0
71	Supporting Project	Regional Trails and Active Transportation/Access to Open Space Planning and Coordination	Provide technical and planning support on external regional trail and active transportation planning projects initiated by partners and other public agencies.	Continue participation in regional trails planning and active transportation planning efforts that include Bay-to-Sea Trail, Bay Area Ridge Trail priorities, SFPUC South Skyline Ridge Trail Extension, Stevens Creek Trail, Caltrans D4 Pedestrian Plan, Unincorporated San Mateo County Active Transportation Plan, etc.	Continue participation in regional trails planning and active transportation planning efforts that include Bay-to-Sea Trail, Bay Area Ridge Trail priorities, SFPUC South Skyline Ridge Trail Extension, Stevens Creek Trail, Caltrans D4 Pedestrian Plan, Unincorporated San Mateo County Active Transportation Plan, etc.	Project completed in prior fiscal year(s).	Open	Open	Completed	Goal 3, Objective 3	Goal 3, Objective 2		\$0	\$0	\$0
72	Supporting Project	Trail Information System	Provide enhanced quantitative trail data to the public to inform wayfinding, recreation, and accessibility decisions.	Continue data collection and public-facing material development.	Continue data collection at additional Preserves and development of public-facing materials as needed.	Project completed in prior fiscal year(s).	Open	Open	Completed	Goal 3, Objective 3	Goal 3, Objective 2		\$0	\$0	\$0
73	Supporting Project	Trail Junction Numbering System	Improve wayfinding on trails by adding unique trail junction numbers.	Implement at El Corte de Madera Creek Preserve. Solicit public feedback and develop recommendations for further expansion across other Preserves.	Implement at other locations as appropriate.	Implement at other locations as appropriate.	Open	Open	Open	Goal 3, Objective 3	Goal 3, Objective 2		\$0	\$0	\$0
10 - General Fund Operating Total													\$376,000	\$392,000	\$462,000

Row #	Program & Fund	Project #	Project Name	Project Purpose	FY24 Scope	FY25 Scope	FY26 Scope	FY24 Status	FY25 Status	FY26 Status	Strategic Plan Linkage (Primary)	Strategic Plan Linkage (Secondary)	FY24 Estimated Budget	FY25 Estimated Budget	FY26 Estimated Budget
30 - Measure AA Capital															
74		MAA03-009	Purisima-to-the-Sea Parking	Provide a public access staging area and connections to the redwoods trail system and the Coastal Trail. Plan, design, permit and construct new parking area and trailhead amenities.	Hire a design consultant and begin conceptual designs (designs will inform CEQA review that is planned under the Purisima-to-the-Sea Comprehensive Use and Management Plan).	Complete final conceptual design and forward to the Board for approval. Begin design development. Prepare and submit regulatory permits.	Complete design development and prepare construction documents. Prepare and submit local permits.	New	Open	Open	Goal 3, Objective 3	Goal 3, Objective 2	\$151,056	\$182,726	\$130,068
75		MAA03-010	Purisima-to-the-Sea Trail	Connect the existing Purisima Creek Redwoods trail system to the Pacific Ocean by completing the multi-use Purisima-to-the-Sea Trail.	Initiate trail design and engineering and conduct focused biological and cultural resource surveys on preferred trail alignment.	Complete trail design and engineering. Submit regulatory and county permit applications	Secure permits.	New	Open	Open	Goal 3, Objective 3	Goal 3, Objective 2	\$90,749	\$265,954	\$161,733
76		MAA03-012	Purisima Preserve Comprehensive Use and Management Plan	Develop comprehensive plan for new public access improvements and resource and land management activities. Include recommended actions for the Purisima-to-the-Sea Trail and Parking Area, Hwy 35 Trail Crossing and Parking Expansion, Purisima Multimodal Access. This conceptual plan would serve as the basis to conduct environmental (CEQA) review and initiate the permitting process.	Conduct additional technical studies as needed and develop draft CUMP. Conduct public outreach and review with PNR to finalize the draft CUMP. Forward the CUMP to the Board to approve as the CEQA Project Description. Contract with CEQA consultant and initiate environmental review.	Complete the CEQA review and seek Board approval of the CUMP.	Project completed in prior fiscal year(s).	New	Open	Completed	Goal 3, Objective 3	Goal 1, Objective 2	\$30,000	\$30,000	\$0
77		MAA05-007	La Honda Creek Phase II Trail Connections	Implement Master Plan Phase II Trails to connect visitors from the Harrington Creek Trail to the central and northern areas of La Honda Creek Preserve.	Secure permits.	Proceed with construction.	Complete construction and closeout permits	Open	Open	Open	Goal 3, Objective 3	Goal 3, Objective 2	\$166,412	\$302,082	\$360,672
78		MAA05-008	La Honda Creek White Barn Structural Rehabilitation	Preserve the La Honda Creek White Barn as a historic resource. Repair the La Honda Creek White Barn for external viewing and interpretation. Repair the exterior, stabilize the structure, and exclude wildlife.	Complete the structure rehabilitation work.	Project completed in prior fiscal year(s).	Project completed in prior fiscal year(s).	Open	Completed	Completed	Goal 3, Objective 3	Goal 3, Objective 2	\$258,543	\$0	\$0
79		MAA05-009	La Honda Creek Redwood Cabin Removal and Site Restoration	Remove the La Honda Creek Redwood Cabin and enhance the natural resource values of the site.	Complete demolition work. Complete interpretive mitigation for the cabin, including submission of California Department of Parks and Recreation (DPR) 523 Form.	Project completed in prior fiscal year(s).	Project completed in prior fiscal year(s).	Open	Completed	Completed	Goal 3, Objective 3	Goal 2, Objective 2	\$277,601	\$0	\$0
80		MAA05-012	Paulin Culvert/Bridge Improvements	Assess the existing culvert/bridge crossing of La Honda Creek on the main patrol access road from Skyline Boulevard into La Honda Creek Preserve to determine whether the culvert and failing retaining walls should be replaced or repaired for maintenance, patrol, and emergency access. Implement assessment recommendations. Remove remains of dilapidated rail car bridge crossing north of redwood cabin site.	Complete design development and CEQA review. Secure permits.	Prepare bid package, solicit bids, and begin construction.	Complete construction.	Open	Open	Open	Goal 3, Objective 3	Goal 1, Objective 3	\$168,556	\$63,194	\$12,737
81		MAA05-013	La Honda Parking and Trailhead Access – Phase II Implementation	Provide access to the central area of the La Honda Creek Preserve. Design, permit, bid, and construct parking area(s) as determined through the La Honda Parking and Trailhead Access Feasibility Study.	Project has not started yet.	Project has not started yet.	Pending completion of CEQA review and Board approval of the project elements, solicit a Requests for Proposals to hire a design consultant to begin schematic designs of the new public access improvements.	Not Yet Started	Not Yet Started	New	Goal 3, Objective 3	Goal 3, Objective 2	\$0	\$0	\$111,875
82		MAA06-002	Hawthorns Area Plan	Open the closed Hawthorns area of Windy Hill Open Space Preserve to the public. Develop a plan to guide ecologically sensitive public access improvements and future natural resource and land management activities through five phases: (1) establish vision and goals; (2) develop programming alternatives; (3) refine the alternatives, conduct feasibility studies, and prepare a comprehensive use and management plan; (4) conduct environmental review; and (5) obtain project approval.	Complete technical studies, develop resource and land management objectives to inform the program elements and conceptual site planning. Continue public engagement.	Prepare the Hawthorns Area Plan document and obtain Board approval of the project description to conduct the environmental review per the California Environmental Quality Act.	Complete environmental review and obtain Board approval of the Hawthorns Area Plan.	Open	Open	Open	Goal 3, Objective 3	Goal 3, Objective 2	\$293,670	\$109,514	\$51,560

Row #	Program & Fund	Project #	Project Name	Project Purpose	FY24 Scope	FY25 Scope	FY26 Scope	FY24 Status	FY25 Status	FY26 Status	Strategic Plan Linkage (Primary)	Strategic Plan Linkage (Secondary)	FY24 Estimated Budget	FY25 Estimated Budget	FY26 Estimated Budget
83		MAA10-001	Alpine Road Regional Trail, Coal Creek	Complete repairs and improvements to repurpose the road alignment into a regional trail for public access and to reduce further erosion and sedimentation downstream.	Crew to construct a reroute of the bypass trail (Phase 3). Contractor to complete lower retaining wall construction. Close out all regulatory permits. Enter into negotiations with San Mateo County in accordance with MOU for transfer of right-of-way and other property rights.	Complete negotiations with San Mateo County in accordance with MOU for transfer of right-of-way and other property rights. Conduct regulatory monitoring.	Conduct regulatory monitoring.	Open	Open	Open	Goal 3, Objective 3	Goal 2, Objective 2	\$1,106,763	\$30,000	\$20,000
84		MAA11-003	Rancho San Antonio Multimodal Access - Implementation (MAA Eligible)	Implement transportation demand management strategies at Rancho San Antonio to reduce parking challenges and encourage multi-modal access to the preserve. <i>*This project is the same as VP11-001 but is separate as not all the work is MAA eligible.</i>	Complete implementation of MAA-eligible Tier 1 strategies.	Consider implementation of MAA-eligible Tier 2 strategies, if deemed necessary (dependent on outcomes of Tier 1 strategies and likelihood of beneficial impact of Tier 2 strategies).	Project completed in prior fiscal year(s).	Open	Open	Completed	Goal 3, Objective 3	Goal 3, Objective 2	\$25,000	\$0	\$0
85		MAA11-XXX	Rancho San Antonio Deer Hollow Farm Restroom	Replace existing vault toilet at Deer Hollow Farm with new vault toilet.	Complete construction documents. Complete CEQA review.	Obtain permits. Issue Request for Bids and initiate construction.	Complete construction.	New	Open	Open	Goal 3, Objective 3	Goal 4, Objective 1	\$25,867	\$44,866	\$83,500
86		MAA16-001	Long Ridge Trail Connection to Eagle Rock and Devils Canyon	Provide public access to an approximately one-mile trail connection to Eagle Rock and Devils Canyon.	Continue scoping and programming for the site.	Conduct feasibility studies to define the project description.	Initiate technical studies and prepare a preliminary design.	Open	Open	Open	Goal 3, Objective 3		\$65,000	\$175,000	\$323,726
87		MAA17-XXX	Upper Stevens Creek Trail Connection	Partner with Santa Clara County Parks to design and construct a new multi-use trail connecting Picchetti Ranch and Montebello preserves with Upper Stevens Creek County Park, fulfilling legal commitment in conservation easement agreement.	Pending partnership agreement and agreed-upon project scope with Santa Clara County Parks, initiate technical studies, existing conditions and opportunities and constraints analysis. Initiate trail scouting.	Continue opportunities and constraints analysis, trail scouting, development of conceptual trail alignment options and identification of preferred trail alignment. Initiate stakeholder and public engagement.	Pending Board approval of project description, initiate environmental review. Continue stakeholder and public engagement.	New	Open	Open	Goal 3, Objective 3	Goal 1, Objective 2	\$65,000	\$50,000	\$48,911
88		MAA20-002	Bay Area Ridge Trail: Highway 17 Crossing	Provide a regional recreational trail crossing across Highway 17 in Santa Clara County by constructing a new overcrossing near Los Gatos and Lexington Reservoir in close alignment with the HWY 17 Wildlife Crossing project MAA20-001. See project MAA20-004 for description of relevant new trails and connections associated with the overcrossing.	Complete Caltrans PA&ED phase, including CEQA/NEPA review for Board consideration. Work with VTA as Project Delivery Partner to initiate Caltrans PS&E in coordination with Caltrans, including issuance of RFP for design consultant. Continue partnership agreement discussions and negotiations with partner agencies and organizations.	Continue collaboration with VTA on permitting and final design of crossing structure and improvements within the Caltrans ROW. Finalize Property Rights for connecting trails before constructing the trail crossing. Finalize partnership agreements with partner agencies and organizations.	Continue collaboration with VTA as Project Delivery Partner to begin construction on crossing structure and improvements within the Caltrans ROW if project has Caltrans approval and permits are secured and if there is sufficient funding for construction. Finalize partnership agreements with partner agencies and organizations as needed.	Open	Open	Open	Goal 3, Objective 3	Goal 1, Objective 2	\$1,042,716	\$1,551,987	\$1,088,787
89		MAA20-004	Spooky Knoll Trail and Other New Hwy 17 Trail Connections	Construct trails outside of Caltrans ROW that connect to the new Hwy 17 trail crossing.	Secure permits to build new trail connections.	Complete trail construction and Congressional Earmark funding closeout.	Project completed in prior fiscal year(s).	Open	Open	Completed	Goal 3, Objective 3	Goal 1, Objective 4	\$251,224	\$249,949	\$0
90		MAA21-004	Bear Creek Stables Project	Implement maintenance and repairs plan to maintain equestrian use at Bear Creek Stables, including water infrastructure improvements.	Complete construction documents. Obtain local building permits.	Solicit bids, award a contract, and complete construction.	Project completed in prior fiscal year(s).	Open	Open	Completed	Goal 3, Objective 3	Goal 1, Objective 2	\$138,105	\$2,748,398	\$0
91		MAA21-006	Bear Creek Redwoods - Alma College Cultural Landscape Rehabilitation	Implement the planting plan associated with the Alma Cultural Landscape Rehabilitation Plan.	Purchase and install year 2 of native nursery plants, seed, plant protections, and fencing.	Purchase and install year 3 of native nursery plants, seed, plant protections, and fencing.	Purchase and install final year (year 4) of native nursery plants, seed, plant protections, and fencing.	Open	Open	Open	Goal 3, Objective 3	Goal 3, Objective 2	\$159,887	\$84,038	\$30,713
92		MAA21-011	Phase II Trail Improvements, Bear Creek Redwoods OSP	Implement Phase 2 trail improvements, including multiuse through-trail connection, to open northeastern part of Bear Creek Redwoods Open Space Preserve to public access.	Complete construction work. Close out regulatory and local permits. Close out grant. Conduct regulatory monitoring. <i>Current scope assumes use of existing roads versus extensive new trail construction; if scope changes, schedule and budget will need to change.</i>	Conduct regulatory monitoring.	Conduct regulatory monitoring.	Open	Open	Open	Goal 3, Objective 3	Goal 3, Objective 2	\$2,352,003	\$796,000	\$2,000
30 - Measure AA Capital Total													\$6,668,152	\$6,683,708	\$2,426,282
40 - General Fund Capital															
93		31901	ADA Barrier Removal	Implement ADA barrier removals as identified and prioritized in the Board-approved ADA Transition Plan Update; includes tracking and reporting accomplishments.	Complete year five of barrier removals.	Complete year six of barrier removals.	Complete year seven of barrier removals.	Open	Open	Open	Goal 3, Objective 3	Goal 3, Objective 2	\$1,225,000	\$330,000	\$50,000

Row #	Program & Fund	Project #	Project Name	Project Purpose	FY24 Scope	FY25 Scope	FY26 Scope	FY24 Status	FY25 Status	FY26 Status	Strategic Plan Linkage (Primary)	Strategic Plan Linkage (Secondary)	FY24 Estimated Budget	FY25 Estimated Budget	FY26 Estimated Budget
94		31907	Johnston Ranch Loop Trail and Parking Area	Complete improvements to existing parking area and new trail loop at Johnston Ranch property that aligns with City of Half Moon Bay's Local Coastal Program and Parks Master Plan.	Project not yet started. City timeline to start unclear.	In coordination with the City of Half Moon Bay and Peninsula Open Space Trust, conduct site assessments, plan and initiate basis of conceptual design of improvements for the existing parking area and new loop trail. Initiate public and stakeholder outreach and engagement. Conduct trail scouting.	Present conceptual design options to the Planning and Natural Resources Committee at a community meeting and to the Board. Refine the conceptual design option(s). Develop project description for CEQA for Board consideration.	Not Yet Started	New	Open	Goal 3, Objective 3	Goal 3, Objective 1	\$0	\$110,000	\$135,000
95		35006	Kennedy Trailhead Parking Area Improvement	Expand and improve Kennedy trailhead parking area to address community-wide parking and access concerns, address ADA accessibility, and provide trailhead amenities. Plan, design, permit and construct an expanded parking area, vault restroom, bicycle racks and sign boards.	Release a Request for Proposals for consulting services to conduct feasibility studies for trailhead parking area improvements and prepare conceptual plans. Conduct early stakeholder outreach.	Develop project conceptual designs and present to stakeholders and the Planning and Natural Resources Committee for input. Forward conceptual design recommendation to the Board and seek Board approval of the CEQA project description.	Enter contract to complete the CEQA review. Conduct CEQA process and obtain Board certification of CEQA findings and approval of project to pursue development of construction-level plans.	New	Open	Open	Goal 3, Objective 3	Goal 2, Objective 2	\$35,000	\$80,000	\$268,000
96		35008	Kennedy Trail Retaining Wall	Enhance safety for emergency vehicle access along a narrow segment of Kennedy Trail. Design, permit, bid and construct a new retaining wall to support the Kennedy Trail in Sierra Azul Open Space Preserve.	Project not yet started.	Complete technical studies and prepare conceptual design.	Complete CEQA process and prepare regulatory permit applications.	Deferred	Open	Open	Goal 3, Objective 3	Goal 2, Objective 2	\$0	\$147,000	\$73,000
97		35013	Fremont Older Parking Lot Improvements	Improve the parking configuration and traffic flow of the existing parking lot; includes ADA parking enhancements and surface improvements.	Project not yet started.	Assess site conditions and prepare conceptual design documents. Present proposed improvements as the CEQA project description for review and approval by the Board.	Complete the environmental review and secure permits. Prepare bid package to solicit Request for Bids.	Not Yet Started	New	Open	Goal 3, Objective 3	Goal 3, Objective 2	\$0	\$58,000	\$17,000
98		35014	Guadalupe Creek Crossing Replacement	Assess and improve existing creek culvert crossing that is showing signs of failure. Replace existing culvert creek crossing with a bridge crossing.	Assess site conditions and prepare design documents. Initiate environmental review.	Complete environmental review, prepare and submit permit applications.	Secure permits, prepare a Request for Bids and award construction contract. Initiate bridge replacement construction work.	New	Open	Open	Goal 3, Objective 3	Goal 2, Objective 2	\$116,000	\$52,000	\$215,000
99		35015	Rancho San Antonio Road Repair	Improve existing service roads. Repair existing asphalt road, replace culverts (as needed), and improve ADA access from FFO to bridge near Deer Hollow Farm and the lower portion of Mora paved trail.	Initiate design.	Finalize design, conduct CEQA review, and secure permits.	Prepare Request for Bids, award a construction (repair) project, and finalize repairs to the Deer Hollow Farm retaining wall and main access road.	Open	Open	Open	Goal 3, Objective 3	Goal 3, Objective 2	\$226,000	\$111,000	\$596,000
100		61025	FFO Trail Bridge Replacements	Maintain safe trail use to continue public access within Preserves by replacing two wooden bridges. Replace existing bridge on Bear Meadow Trail in Picchetti Ranch and on the Flume Trail in St. Joseph's Preserve.	Finalize design, secure permits, and complete the bridge replacement work.	Project completed in prior fiscal year(s).	Project completed in prior fiscal year(s).	Open	Completed	Completed	Goal 3, Objective 3	Goal 2, Objective 2	\$76,500	\$0	\$0
101		61029	Monte Bello Black Mountain Trail Extension	Utilize the existing trail easement through Lehigh Quarry lands to construct a route with a more gradual ascent of Black Mountain.	Initiate technical studies.	Prepare conceptual trail alignment and project description and initiate environmental review.	Obtain Board certification of CEQA findings and approval of trail alignment. Finalize the trail design & engineering and submit local & regulatory permit applications.	Open	Open	Open	Goal 3, Objective 3		\$50,000	\$100,000	\$155,000
102		MAA21-004	Bear Creek Stables Project (Fund 40 funded work)	<i>This project is listed on row 90 and is shown here to illustrate the amount of funding that may come from Fund 40 (unless MAA reallocation or use of MAA interest income is approved).</i>				Open	Open	Completed	Goal 3, Objective 3	Goal 1, Objective 2	\$0	\$1,750,000	\$0
103		MAA21-011	Phase II Trail Improvements, Bear Creek Redwoods OSP (Fund 40 funded work)	<i>This project is listed on row 92 and is shown here to illustrate the amount of funding that will come from Fund 40 (unless MAA reallocation or use of MAA interest income is approved).</i>				Open	Completed	Completed	Goal 3, Objective 3	Goal 3, Objective 2	\$200,000	\$0	\$0
104		VP14-001	California Riding & Hiking Trails	Pursue viable sections of the California Riding & Hiking Trail (CRHT) at Russian Ridge, Teague Hill and Lower La Honda Creek to Sam McDonald County Park for expanding trail connection opportunities. Work with State Parks to receive quitclaim deed for existing CRHT easement along Woodruff Creek as connection between Russian Ridge and the Woodruff Redwoods addition to La Honda Creek, and work with San Mateo County Parks on connections between La Honda Creek and Sam McDonald Park.	Work with State to facilitate quitclaim of CRHT easements at Russian Ridge and for connection between La Honda Preserve and County Parks and bring acceptance of CRHT easements to the Board for approval.	Project completed in prior fiscal year(s).	Project completed in prior fiscal year(s).	Open	Completed	Completed	Goal 3, Objective 3	Goal 1, Objective 2	\$6,000	\$0	\$0

Row #	Program & Fund	Project #	Project Name	Project Purpose	FY24 Scope	FY25 Scope	FY26 Scope	FY24 Status	FY25 Status	FY26 Status	Strategic Plan Linkage (Primary)	Strategic Plan Linkage (Secondary)	FY24 Estimated Budget	FY25 Estimated Budget	FY26 Estimated Budget
105		VP21-005	Bear Creek Redwoods North Parking Area	Construct new North Parking Area to expand and improve parking capacity at Bear Creek Redwoods Preserve (BCR) as prioritized in Phase III of the BCR Preserve Plan. The new paved parking lot is planned to include equestrian parking.	Complete technical studies. Complete public outreach and stakeholder engagement on conceptual site plan alternatives. Revise the conceptual design with Board and public input. Confirm the need for additional CEQA review.	Complete the design development and construction documentation. If required, complete additional CEQA review and obtain Board certification of CEQA findings. Begin local permitting. Begin interpretive element design.	Secure permits and prepare Request for Bids. Solicit bids and award a construction contract and begin construction.	Open	Open	Open	Goal 3, Objective 3	Goal 3, Objective 2	\$105,000	\$80,000	\$870,500
40 - General Fund Capital Total													\$2,039,500	\$2,818,000	\$2,379,500
Public Access, Education, and Outreach Total													\$9,083,652	\$9,893,708	\$5,267,782
Assets and Organizational Support															
10 - General Fund Operating															
106		10001	Records Management	Continue to support paperless solutions and increase remote access to Midpen documents; use the Board-approved retention schedule to inventory and digitize paper files.	Complete an inventory of electronic documents and input records into the Electronic Document Management System. (Note prior completed work focused on paper documents)	Project completed in prior fiscal year(s).	Project completed in prior fiscal year(s).	Open	Completed	Completed	Goal 4, Objective 1		\$0	\$0	\$0
107		10002	San Mateo County Master Permit	Develop a Master Permit with San Mateo County to streamline project implementation.	Complete the County master permit approval process.	Project completed in prior fiscal year(s).	Project completed in prior fiscal year(s).	Open	Completed	Completed	Goal 4, Objective 1		\$10,000	\$0	\$0
108		10003	Diversity, Equity, and Inclusion Program Actions	Implement new actions to further the Board's policy, goals and priorities related to Diversity, Equity, and Inclusion. Implement DEI recommendations that were developed in 2020-2021 focused on (1) Recruitment, Hiring and Staff Development and (2) Community Outreach and Partnerships.	Work with a DEI Consultant to conduct internal organizational assessment and DEI Action Plan based on findings. Provide cultural awareness and competency trainings for staff. Engage with external partners and stakeholders to develop strategies and leverage partnerships to address how Midpen may better serve its constituents with a focus on equity and inclusion.	Complete internal organizational assessment report and DEI Action Plan. Initiate implementation of priority DEI Action Plan efforts completed to date. Continue with trainings and building leadership competencies. Continue engagement with external partners and stakeholders.	Continue implementation of DEI Action Plan recommendations and implement 2-4 additional new DEI priorities that were identified in 2020-21.	Open	Open	Open	Goal 3, Objective 2	Goal 3, Objective 4	\$50,000	\$50,000	\$25,000
109		10004	FOSM Update	Provide a comprehensive update of the Financial Organization Sustainability Model with a focus on a 5-year detailed outlook on program delivery, organization, reporting structure, staffing and financial sustainability and a broader 30-40 year outlook.	Review report and finalize. Present report findings and recommendations to the Board. Prepare implementation measures for development of FY25 CIAP.	Project completed in previous fiscal year(s).	Project completed in prior fiscal year(s).	Open	Completed	Completed	Goal 4, Objective 2		\$100,000	\$0	\$0
110		51705	Cybersecurity Audit	Due to growing cybersecurity risks, an external cybersecurity audit is needed to improve security posture. This audit will identify areas that need greater protection from cyber threats and provide recommendations to further secure critical infrastructure.	Complete Cybersecurity Audit.	Project completed in previous fiscal year(s).	Project completed in prior fiscal year(s).	Open	Completed	Completed	Goal 4, Objective 1		\$45,000	\$0	\$0
111		51706	Cybersecurity Implementation	Improve Midpen's cybersecurity posture by implementing projects identified in the Cybersecurity Audit.	Project has not started yet.	Begin to implement recommendations identified in Cybersecurity audit.	Continue to implement recommendations from the cybersecurity audit	Not Yet Started	New	Open	Goal 4, Objective 1		\$0	\$70,000	\$135,000
112		51708	Preserve Use Permit System	The IT Master Plan recommends replacing the current legacy access database and manual process for preserve use permits using an online permit system to improve efficiencies, expand automation, and improve tracking and metrics.	Scope, research, and select permit management system.	Procure and Go-live with permit management system.	Project completed in prior fiscal year(s).	Open	Open	Completed	Goal 4, Objective 1		\$35,000	\$75,000	\$0
113		None	Ranger Laptop Refresh	Ranger laptops are over 5 years old and need upgrades to continue functioning properly.	Continue configuring and issuing of all ranger laptops.	Complete the configuration and issuance of ranger laptops.	Project completed in prior fiscal year(s).	Recurring	Recurring	Completed	Goal 4, Objective 1		\$60,000	\$20,000	\$0
114		VP06-XXX	Hawthorns Historic Complex Partnership	Determine long-term disposition of and use for existing structures in the Hawthorns Historic Complex and potential partnership opportunities. Through a public process and in coordination with the Town of Portola Valley and potential partner(s), develop disposition and use options for Board consideration and approval.	Utilize findings from the Hawthorns Historic Complex structural assessment to engage the Town of Portola Valley and potential partner(s) on potential long-term partnerships for use and disposition options of the various structures. Initiate public and stakeholder engagement. Present options to the Board for concurrence and initiate public and stakeholder engagement.	Present final recommendations to the Board as the proposed CEQA project description for approval and conduct environmental review. Continue public and stakeholder engagement.	Complete environmental review and obtain Board certification of CEQA findings and final project approval. Implementation to be assigned as a separate project.	New	Open	Open	Goal 4, Objective 5		\$15,000	\$25,000	\$10,000
115	Supporting Project		Basic Policies for the Coastside Protection Area	Develop basic policies for the Coastside Protection Area and incorporate into Midpen's existing Basic Policy, originally adopted in 1999, to fulfill an obligation established by the 2003 Coastal Service Plan.	Obtain Committee and Board approval of project scope and engagement strategy. Conduct outreach and engagement. Draft basic policies for the Coastside Protection Area based on Board, public, and stakeholder input.	Finalize basic policies for the Coastside Protection Area with Committee guidance and present to the full Board for approval. Incorporate into Midpen's existing Basic Policy.	Project completed in prior fiscal year(s).	Open	Open	Completed	Goal 2, Objective 5	Goal 3, Objective 1	\$0	\$0	\$0

Row #	Program & Fund	Project #	Project Name	Project Purpose	FY24 Scope	FY25 Scope	FY26 Scope	FY24 Status	FY25 Status	FY26 Status	Strategic Plan Linkage (Primary)	Strategic Plan Linkage (Secondary)	FY24 Estimated Budget	FY25 Estimated Budget	FY26 Estimated Budget
116		Supporting Project	Computer System Failover (Off-site)	Maintain an off-site computer system failover for business continuity in the event physical servers are damaged by fire, natural disaster, or cyberattack.	Project has not started yet.	Assess available off-site computer system failover solutions. Renew the current solution or implement a new one that better meets business needs.	Project completed in prior fiscal year(s).	Not Yet Started	New	Completed	Goal 4, Objective 3		\$0	\$0	\$0
117		Supporting Project	Update to the District CEQA Guidelines	Update the Board adopted 2001 District Guidelines for the implementation of the California Environmental Quality Act (CEQA) to conform with current state law and Board policies.	Conduct internal review and identify sections needing revisions to be consistent with current state law and Midpen policies.	Bring recommended CEQA guideline updates to the Board for consideration of approval.	Project completed in prior fiscal year(s).	New	Open	Completed	Goal 4, Objective 1		\$0	\$0	\$0
118		Supporting Project	Fleet Management	Consistent with the IT Master Plan, implement a Fleet Management System to plan, program, and track the management (including replacements and maintenance) of the vehicle and equipment fleet.	Scope and research Fleet Management Systems.	Procure and launch Fleet Management System.	Project completed in prior fiscal year(s).	New	Open	Completed	Goal 4, Objective 1		\$0	\$0	\$0
119		Supporting Project	Fleet Transition Plan	Create a medium to long term plan to transition the fleet away from fossil fuels, consistent with the Climate Action Plan.	Manage the production of a fleet transition plan to inform future fleet management decisions, including replacements and purchases.		Project completed in prior fiscal year(s).	Open	Completed	Completed	Goal 2, Objective 3	Goal 4, Objective 1	\$0	\$0	\$0
120		Supporting Project	GIS Strategic Plan	Consistent with the IT Master Plan, develop a GIS Strategic Plan that establishes a unified vision, goals and objectives for the GIS Program and provides a framework for department staff and other stakeholders to efficiently and effectively use geospatial technology.	Procure a consultant through a Request for Proposals and Qualifications process to develop the GIS strategic plan by gathering information, conducting department interviews, and synthesizing information within a final report.		Project completed in prior fiscal year(s).	New	Completed	Completed	Goal 4, Objective 1		\$0	\$0	\$0
121		Supporting Project	GM Signature Authority Legislation	Work with East Bay Regional Park District to seek legislation allowing for general manager purchasing authorization up to an amount not to exceed \$200,000 for supplies, materials, labor, and other services, with the actual amount subject to Board approval and Board policy.	Pursue sponsored legislation through first year of two-year legislative session.	If necessary, continue to pursue sponsored legislation through the second year of the two-year legislative session.	Project completed in prior fiscal year(s).	Open	Open	Completed	Goal 4, Objective 1		\$0	\$0	\$0
122		Supporting Project	Good Neighbor Policy Update	Review and update the Good Neighbor policy to ensure policy remains fresh and effective in maintaining positive relationships with neighbors/adjacent landowners.	Present recommendations to the Board for approval. Post updated policy online and publish revised Good Neighbor brochure.		Project completed in prior fiscal year(s).	Open	Completed	Completed	Goal 3, Objective 3	Goal 2, Objective 5	\$0	\$0	\$0
123		Supporting Project	Historic Resources Procedural Guide/Library	Develop an administrative historic resources procedural guide as a guiding document for consistent historic resource management and update existing database.	Complete populating database with existing historic resources data. Ongoing updates to historic resources procedural guide, library, and database will continue as future historic resource management projects and activities occur at Midpen.		Project completed in prior fiscal year(s).	Open	Completed	Completed	Goal 4, Objective 1		\$0	\$0	\$0
124		Supporting Project	IT Master Plan Update	Improve Midpen's technology tools by updating the IT Master Plan.	Project has not started yet.	Post a Request for Proposals and select a vendor.	Complete the update to the IT Master Plan.	Not Yet Started	New	Open	Goal 4, Objective 1		\$0	\$0	\$0
125		Supporting Project	Midpen Science Summit	Midpen-hosted event on applied science in land restoration and stewardship as a compliment to statewide 30x30 efforts.	Host a regional conservation science summit that will highlight the applied conservation work Midpen performs while broadening the discussion to issues facing the greater natural and working lands landscape. Tie this work to larger state goals such as 30x30 and the California Natural and Working Lands Climate Smart Strategy.		Project completed in prior fiscal year(s).	Open	Completed	Completed	Goal 1, Objective 1	Goal 1, Objective 2	\$0	\$0	\$0
126		Supporting Project	SharePoint - Document Management System	Continue building out the SharePoint platform on Office 365 to provide a cloud based document management system that supports remote work and ease of document retrieval/storage/transmittal/review.	Complete all necessary file migrations.		Project completed in prior fiscal year(s).	Open	Completed	Completed	Goal 4, Objective 1		\$0	\$0	\$0
10 - General Fund Operating Total													\$315,000	\$240,000	\$170,000
Assets and Organizational Support															
40 - General Fund Capital															
127		31202-11-100000	New Administrative Office (AO) Facility	Prepare 5050 El Camino Real as the new administrative office.	Complete construction of rental suite reconfiguration and interpretive elements.		Project completed in prior fiscal year(s).	Open	Completed	Completed	Goal 4, Objective 1	Goal 4, Objective 5	\$465,000	\$0	\$0

Row #	Program & Fund	Project #	Project Name	Project Purpose	FY24 Scope	FY25 Scope	FY26 Scope	FY24 Status	FY25 Status	FY26 Status	Strategic Plan Linkage (Primary)	Strategic Plan Linkage (Secondary)	FY24 Estimated Budget	FY25 Estimated Budget	FY26 Estimated Budget
128		35004	Sierra Azul Ranger Residence	Repurpose and repair existing structure as residence to enhance onsite presence, monitoring, and off-hours response at Sierra Azul Preserve. Assess, design, permit and construct/remodel of existing single family structure, with site improvements and driveway replacement	Complete design documents, submit permit applications, solicit bids, and complete construction. Receive building occupancy permit.	Project completed in prior fiscal year(s).	Project completed in prior fiscal year(s).	Open	Completed	Completed	Goal 4, Objective 1	Goal 4, Objective 5	\$589,000	\$0	\$0
129		35010	Structure Disposition	Assess condition of vacant structures and gather information to determine long term disposition and implement Board-approved decisions.	Complete implementation actions for structures evaluated in FY23. Conduct research and assess conditions of an additional two to three structures and develop disposition recommendations for Board consideration.	Implement Board decisions for structures evaluated in FY24. Conduct research and assess conditions of an additional two to three structures and develop disposition recommendations for Board consideration.	Implement Board decisions for structures evaluated in FY25. Conduct research and assess conditions of an additional two to three structures and develop disposition recommendations for Board consideration.	Open	Open	Open	Goal 4, Objective 5		\$522,700	\$522,700	\$522,700
130		51707	District-wide Firewall Upgrade	Upgrade firewalls to provide additional information security. Midpen's current firewalls are approaching 4 years in age. Due to the rapid change in technology and the growing need for additional security features new firewalls are required.	Scope, research, and draft a Request for Proposals and select vendor.	Procure and install firewalls.	Project completed in prior fiscal year(s).	Open	Open	Completed	Goal 4, Objective 1		\$105,000	\$15,000	\$0
131		61026	Quam Residence Road Repair	Repair driveway and associated drainage infrastructure to provide all-season vehicular access to the Quam Residence. Permit, bid and construct culvert replacements, road re-shaping, and associated amenities.	Start and complete driveway repairs and drainage improvements.	Project completed in prior fiscal year(s).	Project completed in prior fiscal year(s).	Open	Completed	Completed	Goal 4, Objective 5		\$330,000	\$0	\$0
132		65407	Radio System Assessment and Upgrade	Ensure Midpen's radio system remains operational and reliable. Provide radio coverage within new land acquisitions and address coverage gaps in existing high-use areas. Research options to expand Midpen radio coverage to Coastal areas, improve radio coverage in selected high-use areas, upgrade quality of system and replace equipment reaching end of life.	Continue installation of new radio system. Replace all handheld and vehicle radios. Conduct testing of new system. Once testing is complete, conduct cleanup, cutover and final acceptance.	Project completed in prior fiscal year(s).	Project completed in prior fiscal year(s).	Open	Completed	Completed	Goal 4, Objective 1		\$2,154,535	\$0	\$0
133		None	District Office Server Refresh	Upgrade current server infrastructure. Midpen's current server infrastructure (Nutanix) is currently around five years old. Modern server hardware will allow expanded remote work options and improved performance on enterprise applications, such as GIS and Cityworks.	Purchase and set up new server infrastructure, including new hardware and software. Migrate current virtual server infrastructure to new system.	Project completed in prior fiscal year(s).	Project completed in prior fiscal year(s).	Open	Completed	Completed	Goal 4, Objective 1		\$10,000	\$0	\$0
134		None	Vehicle and Machinery/Equipment Purchases	Provide necessary vehicles and equipment for Administrative and Field Office staff to further Midpen's mission and meet project delivery and service delivery commitments.	Recommended new vehicles and equipment TBD based on recommendations from the Fleet Transition Plan. Budget line item is a placeholder.	Recommended new vehicles and equipment TBD based on recommendations from the Fleet Transition Plan. Budget line item is a placeholder.	Recommended new vehicles and equipment TBD based on recommendations from the Fleet Transition Plan. Budget line item is a placeholder.	Recurring	Recurring	Recurring	Goal 4, Objective 1	Goal 4, Objective 5	\$465,000	\$465,000	\$300,000
135		VP06-XXX	Hawthorns Structures Stabilization/Repairs	Implement Board direction based on structure assessment findings.	Project has not yet started.	Initiate implementation of Board decisions regarding the Hawthorns Historic Complex structures.	Continue with implementation.	Open	Open	Open	Goal 4, Objective 5		\$0	TBD	TBD
136		XXXXX	Allen Road Washout Repair	Washout of Allen Road into creek between Bechtel and Paulin properties makes it narrow for fire truck access on a key fire road. Assess options.	Project has not yet started.	Project has not yet started.	Prepare design plans for a retaining wall or tree removal/slope repair.	Not Yet Started	Not Yet Started	New	Goal 4, Objective 1	Goal 2, Objective 5	\$0	\$0	\$60,000
137		XXXXX	Annex Building Repairs	Repair foundation to the building and update interior office space.	Project has not yet started.	Evaluate needed repairs to foundation and scope of work for repairs to kitchen, restroom and office space. Evaluate current Use Permit.	Prepare plans, submit for permits, and solicit bids for construction.	New	Open	Completed	Goal 4, Objective 1	Goal 4, Objective 5	\$0	\$70,000	\$17,500
138		XXXXX	Coastal Field Office	Secure property to establish a coastal field office for field staff to support coastal land holdings.	Secure coastal field office site through lease or purchase.	Secure coastal field office site through lease or purchase.	Project completed in prior fiscal year(s).	New	Open	Completed	Goal 4, Objective 1		\$55,000	\$10,000	\$0
139		XXXXX	Cunha House Repair	Remodel attached one bedroom housing unit by replacing flooring, installing an updated bathroom, installing a kitchen, repairing the HVAC repair, and performing electrical repairs to meet current building code to expand housing offerings for staff.	Project has not yet started.	Hire consultant to provide evaluation, recommendations, and cost estimate for repairs. Select appropriate repairs.	Develop plans and submit for permit. Prepare Request for Bids, award construction contract and begin construction.	Not Yet Started	New	Open	Goal 4, Objective 1	Goal 4, Objective 5	\$0	\$43,000	\$122,000
140		XXXXX	FFO Solar Panels/EV Chargers	Install solar panels on FFO shop and EV chargers.	Project has not yet started.	Project has not yet started.	Evaluate feasibility of solar power installation for FFO, EV charger quantity and location.	Not Yet Started	Not Yet Started	New	Goal 4, Objective 1	Goal 2, Objective 3	\$0	\$0	\$45,000

Row #	Program & Fund	Project #	Project Name	Project Purpose	FY24 Scope	FY25 Scope	FY26 Scope	FY24 Status	FY25 Status	FY26 Status	Strategic Plan Linkage (Primary)	Strategic Plan Linkage (Secondary)	FY24 Estimated Budget	FY25 Estimated Budget	FY26 Estimated Budget
141		XXXXX	Fremont Older Residence Roof Replacement	Repair roof and associated framing to ensure longevity of structure. Permit, bid and repair roof and associated amenities.	Project not yet started.	Project not yet started.	Perform structural assessment, identify regulatory requirements to inform the repair, prepare cost estimates, and prepare bid package.	Not Yet Started	Not Yet Started	New	Goal 4, Objective 5		\$0	\$0	\$30,000
142		XXXXX	Lone Madrone Mobile Home Replacement	Replace existing mobile home that has reached the end of its useful life and remove/ demolish existing attached mobile from barn structure.	Project has not yet started.	Project has not yet started.	Hire consultant to provide evaluation, recommendations, and cost estimate for a mobile home replacement and site repairs.	Not Yet Started	Not Yet Started	New	Goal 4, Objective 5		\$0	\$0	\$45,000
143		XXXXX	Prospect Road Culvert Replacement	Replace culvert on Prospect Road. Culvert is beginning to degrade and likely to fail. Prospect Road is the main access road into Fremont Older Preserve.	Project has not yet started.	Design culvert replacement, retaining wall, project mitigation.	Hire contractor to complete project.	Not Yet Started	New	Open	Goal 4, Objective 5		\$0	\$121,000	\$342,250
144		XXXXX	Purisima Creek Road Vehicle Access	Purisima Creek Road is not passable due to a washout from the 2023 storms. Assess road for long-term viability as a road, including potential replacement of 3 bridges. Rebuild washouts and replace bridges for patrol and emergency vehicle access.	Begin technical assessments and conceptual design for road and bridge repairs.	Develop design and construction plans. Conduct CEQA review. Submit permit applications. Develop bid package and release for bid. Select contractor.	Begin road and bridge repairs.	New	Open	Open	Goal 4, Objective 1	Goal 4, Objective 5	\$90,000	\$385,000	\$1,540,000
145		XXXXX	Replace Bridge MRBR1 in Miramontes Ridge OSP	Replace existing underrated weight bridge at MRBR1 to a bridge, or culvert, rated greater than 10000 pounds to improve a key fire access route.	Project has not yet started.	Project has not yet started.	Design replacement crossing -- culvert or bridge decision.	Not Yet Started	Not Yet Started	New	Goal 4, Objective 1	Goal 4, Objective 5	\$0	\$0	\$90,000
146		XXXXX	Replace Roof on Coal Creek Barn	Part of the roof has blown off the building. If we choose to keep the structure, the roof needs to be replaced. Minimal impact at this time to items stored inside barn or to general aesthetic from outside. Perform structural assessment to determine the opportunities and constraints for rehabilitation, stabilization, or repair; identify regulatory requirements for structure stabilization; and provide options with high-level cost estimates.	Project has not yet started.	Project has not yet started.	Contract structural assessment and roof replacement.	Not Yet Started	Not Yet Started	New	Goal 4, Objective 5		\$0	\$0	\$50,000
147		XXXXX	Resource Management Permit for the Former Event Center Site	Comply with conditions of approval to formalize and secure a County of San Mateo Resource Management Permit for the former Event Center site.	Hire consultant to provide evaluation, recommendations, and cost estimates for upgrades and repairs (will likely include building repairs and potential barn demolition). Conduct environmental review. Initiate permit application process.	Begin site improvements as required by the County.	Complete site improvements.	New	Open	Open	Goal 4, Objective 5		\$75,000	\$250,000	\$50,000
148		XXXXX	Schilling Lake Spillway Repair	Repair spillway culvert to prevent erosion of dam.	Project has not yet started.	Project has not yet started.	Design culvert replacement or spillway redesign.	Not Yet Started	Not Yet Started	New	Goal 4, Objective 5		\$0	\$0	\$95,000
149		XXXXX	Skyline Field Office Renovation	Renovate existing or build new structures to continue supporting field staff operational needs in the Skyline region.	Assess future SFO staffing and programming needs; use FOSM recommendation to guide the assessment. Present program recommendations to the Board for concurrence. Solicit a Request for Proposals to initiate design of repairs and new site elements.	Develop design and construction plans. Conduct CEQA review. Submit permit applications	Solicit a Request for Bids and award a construction contract.	New	Open	Open	Goal 4, Objective 1	Goal 4, Objective 5	\$100,000	\$105,000	\$208,000
40 - General Fund Capital Total													\$4,961,235	\$1,986,700	\$3,517,450
Assets and Organizational Support Total													\$5,276,235	\$2,226,700	\$3,687,450
Grand Total													\$25,894,489	\$20,773,112	\$15,916,827

**FY24/FY25/FY26 Capital Improvement and Action Plan
Board Retreat #2**

Capital Improvement & Action Plan (CIAP) Summaries

CIAP Summary by Funding Source	Total FY24 Estimated Budget	Total FY25 Estimated Budget	Total FY26 Estimated Budget
Fund 10 - General Fund Operating*	\$4,129,253	\$4,334,800	\$3,408,352
Fund 20 - Hawthorn	-	-	-
Fund 30 - Measure AA	\$13,172,001	\$10,556,612	\$4,833,025
Fund 40 - General Fund Capital	\$8,593,235	\$5,881,700	\$7,675,450
Total	\$25,894,489	\$20,773,112	\$15,916,827

Land Acquisition and Preservation**	\$3,637,951	\$1,885,000	\$307,000
Natural Resource Protection and Restoration	\$7,896,651	\$6,767,704	\$6,654,595
Public Access, Education, and Outreach	\$9,083,652	\$9,893,708	\$5,267,782
Assets and Organizational Support	\$5,276,235	\$2,226,700	\$3,687,450
Total	\$25,894,489	\$20,773,112	\$15,916,827

Land Acquisition and Preservation

Fund 10 - General Fund Operating	-	-	-
Fund 30 - Measure AA	\$3,348,951	\$1,530,000	\$10,000
Fund 40 - General Fund Capital	\$289,000	\$355,000	\$297,000
Land Acquisition and Preservation Total	\$3,637,951	\$1,885,000	\$307,000

Natural Resource Protection and Restoration

Fund 10 - General Fund Operating	\$3,438,253	\$3,702,800	\$2,776,352
Fund 30 - Measure AA	\$3,154,898	\$2,342,904	\$2,396,743
Fund 40 - General Fund Capital	\$1,303,500	\$722,000	\$1,481,500
Natural Resource Protection and Restoration Total	\$7,896,651	\$6,767,704	\$6,654,595

Public Access, Education, and Outreach

Fund 10 - General Fund Operating	\$376,000	\$392,000	\$462,000
Fund 30 - Measure AA	\$6,668,152	\$6,683,708	\$2,426,282
Fund 40 - General Fund Capital	\$2,039,500	\$2,818,000	\$2,379,500
Public Access, Education, and Outreach Total	\$9,083,652	\$9,893,708	\$5,267,782

Assets and Organizational Support

Fund 10 - General Fund Operating	\$315,000	\$240,000	\$170,000
Fund 40 - General Fund Capital	\$4,961,235	\$1,986,700	\$3,517,450
Assets and Organizational Support Total	\$5,276,235	\$2,226,700	\$3,687,450
Total	\$25,894,489	\$20,773,112	\$15,916,827

* Fund 10 - General Fund Operating includes supporting projects with a zero dollar budget. Supporting projects are important activities undertaken each year that do not meet CIAP project criteria of \$50,000 or more over the lifetime of the project. While the supporting projects included in this attachment may incur real expenses, those expenses will only be included in the departments' operating budgets.

** Land Costs only account for due diligence expenses; actual purchase price is not included and is added as a budget adjustment by the Board at the time of purchase approval given that land purchases are opportunistic.

**FY24/FY25/FY26 Capital Improvement and Action Plan
Board Retreat #2**

Grant Income

Row #	Grant/Partnership/Other	Project #	Total Grants in FY24	Total Grants in FY25	Total Grants in FY26
<i>California Department of Parks and Recreation</i>					
50	Wildlife Corridor: Highway 17 Crossing	MAA20-001	\$ 2,000,000		
<i>California Natural Resources Agency</i>					
92	Phase II Trail Improvements, Bear Creek Redwoods OSP	MAA21-011	1,059,614		
<i>California Department of Resources Recycling and Recovery</i>					
40	Purisima Upland Site Clean up and Soil Remediation	MAA03-002	77,480		
<i>Valley Water</i>					
23	IPM Implementation of Valley Water Grant	80065	275,000	250,000	250,000
<i>Wildlife Conservation Board</i>					
17	Los Gatos Creek Watershed - Wildland Fire Resiliency	61023	825,000	375,000	
32	Santa Cruz Kangaroo Rat Habitat and Population Management Project	80083	112,000	95,000	
50	Wildlife Corridor: Highway 17 Crossing	MAA20-001	1,000,000	3,000,000	
Total			\$ 5,349,094	\$ 3,720,000	\$ 250,000

**FY24/FY25/FY26 Capital Improvement and Action Plan
Board Retreat #2**

Categories of Interest Project Summary

Row #	Category & Project Name	Project #	Total FY24 Estimated Budget	Total FY25 Estimated Budget	Total FY26 Estimated Budget
Agriculture**					
94	Johnston Ranch Loop Trail and Parking Area	31907		\$ 110,000	\$ 135,000
53	Driscoll Ranch New Agricultural Well	35012	72,000	32,500	15,500
54	Toto Ranch New Agricultural Well(s)	35016	20,000	55,500	
55	Lobitos Creek Fencing	61024	111,000		
18	Toto Ranch Agricultural Plan	61030	20,000		
1	Johnston Ranch Land Acquisition	MAA01-005	37,000	5,000	5,000
38	Madonna Creek Fish, Water Supply and Bridge Replacement	MAA01-006	96,915	204,451	207,695
2	South Cowell Upland Land Conservation	MAA03-006	5,354	5,000	5,000
41	Purisima-to-the-Sea Habitat Enhancement and Water Supply Improvement Plan	MAA03-007	445,000	10,000	
44	Lone Madrone Ranch Fence Installation	MAA05-011	66,000		
45	Lone Madrone Corrals	MAA05-014	7,000	50,000	
46	Lower Turtle Pond Repair	MAA07-008	205,915	116,858	
47	Cloverdale - Ranch Road Realignment	MAA13-001	70,000	40,000	275,000
4	Cloverdale Ranch Land Opportunity	MAA13-003	15,000	1,520,000	
49	Cloverdale Reservoir Monitoring Improvements	MAA13-XXX	87,500	87,500	120,000
136	Allen Road Washout Repair	XXXXX			60,000
115	Basic Policies for the Coastside Protection Area	Supporting Project*			
122	Good Neighbor Policy Update	Supporting Project*			
Agriculture Total			\$ 1,258,684	\$ 2,236,809	\$ 823,195
Diversity					
108	Diversity, Equity, and Inclusion Program Actions	10003	\$ 50,000	\$ 50,000	\$ 25,000
93	ADA Barrier Removal	31901	1,225,000	330,000	50,000
99	Rancho San Antonio Road Repair	35015	226,000	111,000	596,000
63	Rancho San Antonio ADA Path to Deer Hollow Farm	61027	147,000	157,000	112,000
101	Monte Bello Black Mountain Trail Extension	61029	50,000	100,000	155,000
77	La Honda Creek Phase II Trail Connections	MAA05-007	166,412	302,082	360,672
81	La Honda Parking and Trailhead Access – Phase II Implementation	MAA05-013			111,875
82	Hawthorns Area Plan	MAA06-002	293,670	109,514	51,560
84	Rancho San Antonio Multimodal Access - Implementation (MAA Eligible)	MAA11-003	25,000		
86	Long Ridge Trail Connection to Eagle Rock and Devils Canyon	MAA16-001	65,000	175,000	323,726
87	Upper Stevens Creek Trail Connection	MAA17-XXX	65,000	50,000	48,911
91	Bear Creek Redwoods - Alma College Cultural Landscape Rehabilitation	MAA21-006	159,887	84,038	30,713
92	Phase II Trail Improvements, Bear Creek Redwoods OSP	MAA21-011	2,552,003	796,000	2,000
64	La Honda Creek Parking and Trailhead Access - Phase I Feasibility Study and CEQA Review	VP05-002	89,000	100,000	
65	La Honda Parking Area - South Area	VP07-XXX		50,000	50,000
66	Rancho San Antonio Multimodal Access - Implementation (Non-MAA Funded)	VP11-001	50,000	10,000	
105	Bear Creek Redwoods North Parking Area	VP21-005	105,000	80,000	870,500
69	Purisima Preserve Multimodal Access - Implementation	Supporting Project*			
71	Regional Trails and Active Transportation/Access to Open Space Planning and Coordination	Supporting Project*			
72	Trail Information System	Supporting Project*			
73	Trail Junction Numbering System	Supporting Project*			
Diversity Total			\$ 5,268,972	\$ 2,504,634	\$ 2,787,957

**FY24/FY25/FY26 Capital Improvement and Action Plan
Board Retreat #2**

Row #	Category & Project Name	Project #	Total FY24 Estimated Budget	Total FY25 Estimated Budget	Total FY26 Estimated Budget
Fire Prevention					
16	Fuel Reduction Implementation	61017	\$ 715,000	\$ 715,000	\$ 715,000
17	Los Gatos Creek Watershed - Wildland Fire Resiliency	61023	1,110,880	929,800	
19	Wildland Fire Capacity	61031	467,600	467,600	467,600
26	Irish Ridge Restoration	80072	45,000	385,000	405,000
28	CEQA Review for IPM Program	80076	20,000	101,000	
30	Miramontes Ridge Reforestation	80079		100,000	15,000
43	Restoration Forestry Demonstration Project	MAA05-010	279,082	40,000	540,000
51	Bear Creek Redwoods Preserve Plan: Invasive Weed Treatment and Restoration	MAA21-007	110,501	100,000	100,000
34	Long Ridge Forest Health Treatment	XXXXX	5,000	5,000	5,000
35	Prescribed Fire Plan Implementation	XXXXX	75,000	75,000	75,000
Fire Prevention Total			\$ 2,828,063	\$ 2,918,400	\$ 2,322,600
Total			\$ 9,355,719	\$ 7,659,843	\$ 5,933,752

* Supporting Projects do not qualify as a Capital Project. Expenditures for these projects are part of ongoing operating programs that are reflected in staff time and departmental service and supplies budgets.

** A majority of projects within the Agriculture area are improvements to grazing properties, which provide significant fuel reduction and fire prevention benefits.



Midpeninsula Regional
Open Space District

March 7, 2023
Board Meeting 23-07

SPECIAL MEETING

BOARD OF DIRECTORS
MIDPENINSULA REGIONAL OPEN SPACE DISTRICT

Tuesday, March 7, 2023

The Board of Directors conducted this meeting in accordance with California Government Code section 54953(e) and Midpeninsula Regional Open Space District Resolution 21-33.

DRAFT MINUTES

SPECIAL MEETING OF THE BOARD OF DIRECTORS OF THE MIDPENINSULA REGIONAL OPEN SPACE DISTRICT

President Kishimoto called the special meeting of the Midpeninsula Regional Open Space District to order at 9:31 a.m.

ROLL CALL

Members Present: Jed Cyr, Craig Gleason, Karen Holman, Zoe Kersteen-Tucker, Yoriko Kishimoto, Margaret McNiven, and Curt Riffle

Members Absent: None

Staff Present: General Manager Ana Ruiz, General Counsel Hilary Stevenson, Assistant General Manager Brian Malone, Assistant General Manager Susanna Chan, Chief Financial Officer/Director of Administrative Services Stefan Jaskulak, District Clerk/Assistant to the General Manager Maria Soria, Budget & Analysis Manager Rafaela Duran, Engineering and Construction Manager Jason Lin, Finance Manager Andrew Taylor, Human Resources Manager Candice Basnight, Information Services & Technology Manager Casey Hiatt, Land & Facilities Manager Brandon Stewart, Natural Resources Manager Kirk Lenington, Planning Manager Jane Mark, Public Affairs Manager Kori Skinner, Real Property Manager Mike Williams, Senior Real Property Agent Allen Ishibashi, Acting Visitor Services Chris Barresi, Management Analyst I Jordan McDaniel, Management Analyst I Lupe Hernandez

President Kishimoto announced the meeting is being held in person at the District’s Administrative Office, and by teleconference pursuant to Government Code Section 54953(e). Members of the public can attend and participate in the meeting in person or via Zoom. Instructions for submitting public comments are available on the meeting agenda.

Meeting 23-07

President Kishimoto shared her deepest sympathies to the family of the victim of the tragic event that occurred on March 5 at the Rancho San Antonio Preserve and thanked District staff and first responders who responded to the situation.

ADOPTION OF AGENDA

Motion: Director Riffle moved, and Director MacNiven seconded the motion to adopt the agenda.

ROLL CALL VOTE: 7-0-0

BOARD BUSINESS**1. Fiscal Year 2023-24 through Fiscal Year 2025-26 Capital Improvement and Action Plan Review (R-22-37)**

General Manager Ana Ruiz provided opening comments summarizing the agenda topics for the retreat for Board review to confirm the priority projects for the upcoming fiscal year and to review the three-year capital improvement and action plan (CIAP).

Chief Financial Officer/Director of Administrative Services Stefan Jaskulak reviewed the budget planning cycle, described the preliminary fiscal year 2024 (FY24) budget, including the MAA preliminary budget by program for FY24-FY26, reviewed the annual Measure AA expenses trend, the annual Measure AA Budget and Actuals, recapped the December 6, 2022 Board retreat, including the approved updates to the Strategic Goals and Objectives, and progress made to date on Measure AA commitments.

Director Riffle inquired how the funding for potential land acquisitions are noted.

Mr. Jaskulak stated that funds are not included in the budget if the closing date is unknown or if the Board has not approved the acquisition. Once an acquisition is approved by the Board, a resolution is included that amends the budget and increases the appropriation of the funds for an acquisition.

President Kishimoto commented on the high inflation noting that since 2014, actual inflation-adjusted dollars have decreased and are getting smaller.

Mr. Jaskulak agreed and pointed out that the District is succeeding greatly in obtaining grants to augment funding and generate interest income from the bond proceeds as they wait to be spent.

Director Holman requested and received information on the anticipated revenue of the District's new administrative building and inquired if that funding source should be captured in the budget.

Mr. Jaskulak indicated that it is captured in the General Fund revenue.

Director Gleason commented that over the past five years, operating expenses have remained consistent at 90% of target and capital expenses at 80% of target. He asked if any adjustments will be made or if this trend is expected to continue and if it is effective going forward.

Meeting 23-07

Mr. Jaskulak stated that remaining in the 90% operating side range is fine and that staff does budget conservatively. Furthermore, staffing is budgeted as if there are no vacancies. In June, staff presents to the Board any projection of salary and benefits savings, and those savings are then placed into a 115 Trust that augments the unfunded liability with CalPERS pensions. On the capital expenses, the projects that staff brings forward match staff capacity to execute, at times projects may be delayed for unforeseen circumstance.

Director Gleason suggested considering ways to adjust the budget to avoid a consistent shortfall.

Director Riffle mentioned there was an exercise that the Board conducted at the February 16, 2023 Board workshop to review the Basic Policy and rank their priorities of the various elements of the mission. The outcome of the ranking was (1) preserve and protect, (2) resource protection, (3) public access, enjoyment, and education, with the overarching goal was to strike a balance between the three. Director Riffle inquired if the Board agreed with his key takeaway from that discussion, and if not, now would be a great opportunity to be in alignment because that overlay is important as the Board reviews the CIAP.

Assistant General Manager Brian Malone discussed the development of the FY24-FY26 CIAP, reviewed the grant and partnership funding for FY24 of over \$5M.

Director Kersteen-Tucker requested and received information on how staff is tracking capacity gaps to complete work and inform the FOSM process to build staff capacity.

Director Holman commented the Board had recently been given an update on the second-year Human-Mountain Lion Interaction Study and there was discussion on trail planning and fire breaks, because they may disrupt mountain lion patterns. The Board has not had a full discussion or vote on this topic but inquired if it is possible to anticipate that it may cause projects to be reconsidered, redesigned, or take longer.

General Manager Ruiz stated that the study is in year two of a five-year study timeframe and at this point it is too early to make findings or conclusions.

Mr. Malone stated there are four programs in the CIAP that he and Assistant General Manager Susanna Chan will be presenting and highlighting projects within the programs. In addition, there are projects listed under Areas of Interest that focus on agriculture, diversity, fire prevention that will also be highlighted in the programs. Mr. Malone introduced Assistant General Manager Chan to review the first two programs.

Ms. Chan reviewed 10 projects in the land acquisition and preservation program, which includes one new project and nine continuing projects. The budget request for FY24 is \$3.6M and includes purchase of the Eberhard property that is expected to close in FY24.

President Kishimoto requested a map of El Mirador Land Conservation and Quint Trail Easement.

Ms. Chan stated she would provide the map to the Board.

Public comments opened at 10:53 a.m.

Meeting 23-07

Trent Poltronetti acknowledged the Board for their work, and the great job of navigating many conflicting goals and interests. Mr. Poltronetti shared his thoughts about Measure AA and commented the results appear to be lagging particularly in terms of trails and access. His observation has been that trails have primarily been constructed on gravel roads and personally believes that hiking and bike trails are more crucial. Furthermore, he inquired if the District has divested any properties that were not in line with their views or goals and lastly, encourages staff to work with county parks to work on regional coordination.

Public comment closed at 10:55 a.m.

Mr. Malone reviewed projects associated with the natural resource protection and restoration program that includes ten new projects and thirty continuing projects of which many are multi-year projects, including policy review and development, and reviewed various agricultural projects.

Director Gleason inquired if the Science Advisory Panel has a list of projects that the Board has already reviewed and prioritized.

Mr. Malone stated there is a list of projects that the Board discussed and prioritized, but staff does not just work from that list; when staff or the Board identify new issues, the list is presented to the Board for review. In addition, Mr. Malone will provide the list to the Board for their review.

Mr. Malone continued to review the wildlife program that includes the aquatic habitat assessment, mountain lion conservation research, Santa Cruz kangaroo rat habitat and population management project, Highway 17 wildlife crossing, and the Alma bridge road wildlife passage, and reviewed the restoration and remediation projects, and fire prevention projects.

Director Kersteen-Tucker suggested that the Board take a tour of the Cloverdale Ranch property.

Mr. Malone stated he would arrange a tour sometime in late spring or early summer once the land dries after all the rain.

Public comments opened at 12:00 p.m.

Daniel Olstein, Director of Land Stewardship with Peninsula Open Space Trust (POST) expressed POST's appreciation for the District's strong partnership and regional leadership and collaboration with the Santa Cruz Mountain Stewardship Network. He noted the coordination and collaboration work between the two entities to protect open space across the region, participate in regional trail planning, protect natural resources, expand public access, and ensure a sustainable future for agriculture.

Public comments closed at 12:33 p.m.

The Board recessed at 12:03 p.m. and reconvened at 12:33 p.m. with all directors present.

Ms. Chan presented on the public access, education, and outreach program, the program has thirty-six projects, including nine new projects and twenty-seven continuing projects. Ms. Chan

Meeting 23-07

highlighted projects that support the regional trail efforts and projects that expand public access in the District preserves.

Director Riffle expressed his disappointment that in the current CIAP the work on the La Honda Creek central area is not progressing faster and stated this preserve has been in a planning phase for a long time.

Director Holman suggested using tinted permeable concrete in parking lots and inquired if funds were already built into the budget.

Ms. Chan stated that staff is looking into a more long-term maintenance for parking areas and are considering a more permanent surface to reduce long-term maintenance. The tradeoff is that it is more expensive for the upfront installation and staff is looking at feasible options.

General Manager Ruiz stated that when staff is ready to present parking area options, the permeable concrete will have certain upfront costs and downstream costs that the Board would need to consider as compared to other options.

Director Holman suggested also looking at the broad range of considerations on climate impacts such as creation, manufacture, and transport of concrete.

Director Holman commented that she believes that the Fremont Older house is considered a historic structure, but it is not mentioned in the CIAP and hopes that is taken into consideration. In addition to the roof, she suggested the house may also need repair work.

Planning Manager Jane Mark confirmed that the Fremont Older house is designated as a National Historic Resource and staff is working on securing a historic consultant to assist in preparing a DPR 523 historic documentation form for the house.

Ms. Chan continued with her presentation with projects that expand public access at District preserves and highlighted project in the La Honda Creek and Bear Creek Redwoods preserves.

Director Riffle expressed his concern about the south parking area at La Honda and stated that commitments were made to the public on the use of the Event Center and feels that those commitments are straying away, and requests that the Board have an opportunity to discuss the Event Center before staff spends a lot of time looking at parking areas.

Director Kersteen-Tucker agreed with Director Riffle and stated that there are a number of policy issues pertaining to this area and the Board should have the opportunity to weigh-in.

Director Gleason inquired about the La Honda Creek trail system and when the Board could weigh-in on items such as user experience, trail surfaces, and trail widths.

Mr. Malone stated that the current development of trails connecting the upper and lower area is based on the Master Plan trails alignments that the Board has already approved.

Ms. Chan continued with her presentation and reviewed the public access, education and outreach projects that include the Ranch San Antonio Preserve and Purisima Preserve multimodal access studies and implementation actions. Ms. Chan also reviewed a map that

Meeting 23-07

provides a summary of the miles of trails that have been complete since 2014 when Measure AA was approved, along with trails that are under construction for FY24-26 and trails that are in planning, scoping, or permitting for FY24-26.

President Kishimoto suggested that the trails maps should be incorporated into the Measure AA information on the District's website.

General Manager Ruiz confirmed that the maps will be added.

Public comments opened at 1:03 p.m.

Ms. Soria reported there are no public comments.

Public comments closed at 1:03 p.m.

President Kishimoto inquired if the Board was interest in holding a Board workshop on trails due to the amount of public interest.

Director Gleason commented he would be interested in a workshop and expressed his concern that there has been a lot of communication on Measure AA that would add 200 miles of trails to the trail system. He believes there is a shortfall relative to where the District needs to be in order to complete the trail miles. His other concern is about the user experience and suggested that when there are roads in the system, it works against the usability of the system and the user experience.

Mr. Malone reviewed the FY24 assets and organizational support projects, an additional nine projects have been added and twenty-three projects are continuing. Mr. Malone highlighted projects under this program.

Director Riffle commented that in the past there was a one-page chart that listed all the projects broken down by the goals and objectives.

Mr. Malone stated that chart was not prepared this time but will be available during the budget process.

President Kishimoto summarized the topics that were suggested by the board that include a tour to the Cloverdale Ranch, and a Board discussion on the Event Center, and again inquired if the Board was interested in having a general workshop on trails.

Mr. Malone stated that the District has a robust trial planning process and could bring it forth to the Board to review its trails standards.

President Kishimoto proposed staff to summarize the process they use on the trails and review the guiding principles.

Mr. Malone asked if that was the request from the Board, and there is a majority of the Board stating interest for such an update.

Meeting 23-07

Director Kersteen-Tucker stated she did not want to micromanage staff on how to build trails and that staff are experts, adding that it is not a policy decision for the Board. However, she is interested in trails and receiving trail updates, which are provided throughout the year, and feels very well appraised on trails.

Director MacNiven agreed that the Board should not micromanage staff on how to build trails.

President Kishimoto stated that she was not referring to micromanaging staff, but rather looking at the existing guidelines and seeing if there is a need for any changes. In addition, the Board will also have a discussion on the Bear Creek multi-use trail and will be making a policy decision for this trail during the year.

Director Cyr commented that a review of what staff considers when making trail design/construction choices would be helpful for the Board if it is relatively brief and kept at a higher level.

Director Riffle commented that the Board has seen several public comments using the same script about delivering 200 miles of trails and believes it is an unfair metric given that the District is only a third of the way through Measure AA and suggested a better metric is what staff is using. There are 25 projects, and doing the best to get through those, some of which involve trails, as well as buying land, adding parking lots, and so on.

Mr. Malone stated that staff reviews the actual language that was provided to the voters and marks each accomplishment for commitments included in the ballot language. Many of the commitments involve trails.

Director Riffle commented on the proposed trail workshop stating it can serve as added education. At this point, he does not see a problem with the level of trail work accomplished so far. Furthermore, he asked if this was the best use of staff's time. In addition, he acknowledged that some of the Directors have agreed to hold the workshop if it can be done with low staff investment from an education point of view.

Mr. Malone stated it would certainly be an investment of staff time and that the workshop would be structured as an informational session on the Trail Use Policies. However, if there is a desire to change the policies, this would constitute a much larger staff effort to conduct the appropriate level of public outreach and prepare draft policy update language, and would require a reevaluation of the CIAP to see what project(s) may need to be deferred for this type of effort.

Public comments opened at 1:37 p.m.

Ms. Soria reported there are no public comments.

Public comments closed at 1:37p.m.

Motion: Director Cyr moved, and Director Riffle seconded the motion to affirm the proposed Fiscal Year 2023-24 through Fiscal Year 2025-26 Capital Improvement and Action Plan.

ROLL CALL VOTE: 7-0-0

President Kishimoto commended staff for a great presentation.

Mr. Malone stated he wanted to confirm three items he heard from the Board beyond the adoption of the CIAP, which it to schedule a tour of the Cloverdale Ranch, return to the Board in the next fiscal year with a presentation on the Trail Use Policy that guides the trail planning process, and lastly to return to the Board to review the options for parking in the Lower La Honda Event Center property and across the highway.

President Kishimoto confirmed the three items.

ADJOURNMENT

President Kishimoto adjourned the special meeting of the Board of Directors of the Midpeninsula Regional Open Space District at 2:08 p.m.

Maria Soria, MMC
District Clerk