



Midpeninsula Regional  
Open Space District

## ACTION PLAN AND BUDGET COMMITTEE MEETING

R-25-57  
May 6, 2025

### AGENDA ITEM 3

#### AGENDA ITEM

Fiscal Year 2025-26 Budget and Three-Year Capital Improvement and Action Plan Review

#### GENERAL MANAGER'S RECOMMENDATION *den*

Review and affirm, with any changes requested by the Action Plan and Budget Committee, that the Proposed Fiscal Year 2025-26 Budget and Fiscal Year 2025-26 through Fiscal Year 2027-28 Capital Improvement and Action Plan may be forwarded to the full Board of Directors.

#### SUMMARY

This report presents the proposed Fiscal Year 2025-26 (FY26) Budget and FY26-FY28 Capital Improvement and Action Plan (CIAP), which is organized into four primary sections, including the Introduction (Attachment 1), Budget Summary and Overview (Attachment 2), CIAP (Attachment 3) and Departmental Summaries (Attachment 4). In addition, the preliminary three-year CIAP (Attachment 5) and "Big Rocks" List (Attachment 6), as proposed to the Board of Directors (Board) at the priority-setting retreat on March 5, 2025, are also included for reference.

Note: This is a two-part committee meeting. Staff will initiate a presentation to the Action Plan and Budget Committee (ABC) on May 6, 2025 and complete the presentation at the subsequent ABC meeting on May 13, 2025.

#### DISCUSSION

##### *Estimated Revenues*

Projected revenues for FY26 are estimated at \$95.1 million, as shown in Table 1 below, reflecting a \$1.8 million or 2% increase from the prior year's adopted budget. The total available funding for action plan projects, programs, and general operations is \$94.4 million; this amount accounts for all anticipated revenues, plus Measure AA bond funding and Hawthorns Fund reimbursements, proposed transfers to General Fund Capital and Debt Service Fund, and a proposed transfer (deduction) to the Committed for Infrastructure Reserve to support significant near-term infrastructure projects.

A comprehensive analysis of the District's estimated revenues is available in Section 2 of the Budget and Action Plan (Attachment 2).

Table 1. FY26 Revenues by Fund

<b>FY26 Revenues</b>	<b>Fund 10 Operating</b>	<b>Fund 20 Hawthorn</b>	<b>Fund 30 Measure AA Capital</b>	<b>Fund 40 Capital</b>	<b>Fund 50 Debt Service</b>	<b>Total</b>
<b>Revenue</b>						
Property Tax Revenues	\$74,490,000				\$7,520,000	\$82,010,000
Grants (Awarded)	913,000		4,271,121	500,000		5,684,121
Interest Income	3,975,000	62,000	810,000		90,000	4,937,000
Rental Income	1,317,688					1,317,688
Rental Income (5050 El Camino Real)	670,020					670,020
Rancho San Antonio Agreement	427,729					427,729
Miscellaneous	100,000					100,000
<b>Total Revenues</b>	<b>81,893,437</b>	<b>62,000</b>	<b>5,081,121</b>	<b>500,000</b>	<b>7,610,000</b>	<b>95,146,558</b>
<b>Other Funding Sources</b>						
Bond Reimbursements			3,703,963			3,703,963
Hawthorns Funds		905,200				905,200
Committed for Infrastructure Transfer	(5,350,000)					(5,350,000)
General Fund Transfers	(20,529,410)			11,594,635	8,934,775	0
<b>Total Other Funding Sources</b>	<b>(25,879,410)</b>	<b>905,200</b>	<b>3,703,963</b>	<b>11,594,635</b>	<b>8,934,775</b>	<b>(740,837)</b>
<b>Grand Total: Revenues &amp; Other Funding Sources</b>	<b>\$56,014,027</b>	<b>\$967,200</b>	<b>\$8,785,084</b>	<b>\$12,094,635</b>	<b>\$16,544,775</b>	<b>\$94,405,721</b>

***Estimated Expenditures***

Projected expenditures for FY26 total \$94.1 million, as shown in Table 2 below, representing a net \$4.6 million or 5% increase compared to the FY25 adopted budget. The primary drivers for the budgetary changes by fund from the prior year's adopted budget are summarized below. Section 2 of the Budget and Action Plan (Attachment 2) provides a more detailed analysis, including a 5-year expenditure trend. Note: given the opportunistic nature and unknown precise timing of land purchases, land purchase amounts are normally not included in the proposed new budget and instead added midyear to Fund 30 or Fund 40 at the time an acquisition is approved by the Board.

- The **General Fund Operating** budget shows an increase of \$4.7 million, primarily due to strategic investments in personnel consistent with the 2023 FOSM Refresh to expand internal capacity, as well as annual step increases and anticipated cost changes to employer-paid benefits (representing \$3.9 million of the increase). This also includes a \$0.7 million increase for new initiatives such as the La Honda South Area Parking Feasibility Study (VP07-003) and hosting a Science Symposium (80098).



- The **Hawthorns Fund** budget is increasing by \$0.8 million. The increase is primarily due to the scheduled site clean-up and building stabilization work planned for the historic complex structures.
- The **Measure AA Capital Fund** reflects an increase of \$1.5 million due to the progression of several capital projects into active construction phases, particularly at La Honda Creek Open Space Preserve, and significant planning and design work for the Stevens Creek Shoreline Nature Area Restoration project (MAA02-004).
- The **General Fund Capital** budget is decreasing by \$1.9 million as a non-recurring key infrastructure project, the Radio System Assessment and Upgrade (65407), is nearing completion. Moreover, the focus of the multi-year ADA Barrier Removal project (31901) is shifting from construction of prior phases to planning and design for future phases.
- The **Debt Service Fund** is decreasing by \$0.4 million, primarily due to adjustments in the principal repayment schedule for the Measure AA 2024 Series GO Green Bonds.

Table 2. FY26 Expenditures by Fund

FY26 Expenditures	Fund 10 Operating	Fund 20 Hawthorn	Fund 30 Measure AA Capital	Fund 40 Capital	Fund 50 Debt Service	Total
Operating	\$56,627,271	117,200				\$56,744,471
Labor Reimbursement	(697,062)					(697,062)
Capital		850,000	8,785,084	12,094,635		21,729,719
Debt Service (General Fund)					9,024,775	9,024,775
Debt Service (Measure AA)					7,287,163	7,287,163
<b>Total Expenses</b>	<b>\$55,930,200</b>	<b>\$967,200</b>	<b>\$8,785,084</b>	<b>\$12,094,635</b>	<b>\$16,311,938</b>	<b>\$94,089,066</b>

### *Proposed FY26 CIAP by Program Area*

At the March 5, 2025 (R-25-25) Priority Setting Retreat, the Board reviewed and approved the preliminary FY26-FY28 CIAP (Attachment 5) and “Big Rocks” List (Attachment 6). Following the retreat, staff continued to refine project scopes and schedules. To demonstrate a balanced effort in support of the District's mission, projects are allocated across four distinct Program Areas.

The distribution of projected expenditures by Program Area varies slightly each year, reflecting the dynamic nature of the District's action plan and project priorities. Compared to the prior year's adopted CIAP budget, the FY26 CIAP budget is proposed to decrease by \$1.2 million or 5%. Below is a summary of the various Program Area budgets, including mention of primary drivers for budgetary changes year over year.

- The **Land Acquisition and Preservation** budget remains largely consistent with the prior fiscal year's budget allocation.
- The decrease in the **Natural Resource Protection and Restoration** budget is primarily due to the reclassification of the Wildland Fire Resiliency Program initiative. Previously managed as a comprehensive project within the CIAP with numerous new fuel treatment projects, the initiative has transitioned to the departmental operating budget. This shift reflects the greater use of in-house labor in FY26 versus external contracted work and the

proportionally high maintenance aspect of the fuel management activities that require recurring actions to keep previously established fuel treatment zones effective. Furthermore, several natural resource protection and restoration projects are transitioning into phases with lower anticipated expenditures or were concluded in the prior fiscal year.

- The increase to the **Public Access, Education and Outreach** budget is due to the progression of several key projects into subsequent phases of work, including the La Honda Creek Phase 2 Trail Connections (MAA05-007), Bear Creek Redwoods North Parking Area (VP21-005) and Purisima Creek Trail Repair (35035) projects.
- The decrease in the **Assets and Organizational Support** budget is largely attributable to the near completion of major upgrades to the District's radio system (65407) and fewer anticipated vehicle and machinery purchases.

Table 3. FY26 CIAP Expenditures by Program Area

Program Area	FY25 Adopted	FY26 Proposed	\$ Change from FY25 Adopted	% Change from FY25 Adopted
Land Acquisition and Preservation	637,000	627,000	(10,000)	-2%
Natural Resource Protection & Restoration	9,786,250	8,130,529	(1,655,721)	-17%
Public Access, Education & Outreach	7,388,603	8,220,117	831,514	11%
Assets and Organizational Support	8,131,825	7,745,900	(385,925)	-5%
<b>Total CIAP</b>	<b>25,943,678</b>	<b>24,723,546</b>	<b>(1,220,132)</b>	<b>-5%</b>

### ***FY26 Staffing Update***

The FY26 budget proposes funding for twelve net new full-time equivalent (FTE) positions compared to the FY25 modified FTE count. This includes nine newly established FTE positions at a pro-rated cost of \$1.2 million and the conversion of three existing limited-term positions to FTE status, resulting in no net change to the overall headcount from these conversions. The new positions were either directly recommended in the FOSM Refresh or indirectly (namely two new Public Affairs positions) as a result of other FOSM Refresh recommendations. The FY26 budget also includes funding to maintain a total of 12 intern positions.

Detailed information regarding each new proposed position is provided in Section 2 of the Budget and Action Plan (Attachment 2) while a summary of total positions by department is available in Section 4 (Attachment 4).

### **FISCAL IMPACT**

Staff have reviewed preliminary financial information to ensure that the proposed FY26 Budget and Action Plan is aligned with available funding sources and staff/resource capacity. The Controller has reviewed and concurs with the budget, which is also within the parameters of the 2023 FOSM refresh and the 30-year fiscal model. The table below provides an overview of the FY26 proposed budget by fund.

<b>FY26 Proposed Budget</b>	<b>Fund 10 Operating</b>	<b>Fund 20 Hawthorn</b>	<b>Fund 30 MAA Capital</b>	<b>Fund 40 Capital</b>	<b>Fund 50 Debt Service</b>	<b>Total</b>
Revenues	81,893,437	62,000	5,081,121	500,000	7,610,000	95,146,558
Other Funding Sources	(25,879,410)	905,200	3,703,963	11,594,635	8,934,775	(740,837)
<b>Total Revenues &amp; Other Funding Sources</b>	<b>56,014,027</b>	<b>967,200</b>	<b>8,785,084</b>	<b>12,094,635</b>	<b>16,544,775</b>	<b>94,405,721</b>
<b>Total Expenses</b>	<b>\$55,930,209</b>	<b>\$967,200</b>	<b>\$8,785,084</b>	<b>\$12,094,635</b>	<b>\$16,311,938</b>	<b>\$94,089,066</b>
<b>Change in Fund Balance</b>	<b>\$83,818</b>	<b>\$0</b>	<b>\$0</b>	<b>\$0</b>	<b>\$232,837</b>	<b>\$316,655</b>

## PRIOR BOARD AND COMMITTEE REVIEW

- **December 3, 2024:** Environmental Scan and Fiscal Year 2025-26 Strategic Plan Goals and Objectives ([R-24-143](#), [minutes](#))
- **March 5, 2025:** Fiscal Year 2025-26 through Fiscal Year 2027-28 Capital Improvement and Action Plan Review ([R-25-25](#), [minutes](#))

## PUBLIC NOTICE

Public notice was provided as required by the Brown Act. No additional notice is required.

## CEQA COMPLIANCE

This proposed action is not a project under the California Environmental Quality Act and no environmental review is required.

## NEXT STEPS

Staff will continue to present the proposed budget to ABC on May 13, 2025. If recommended by the ABC, the proposed budget will be presented to the full Board on May 28, 2025. If the full Board directs changes to the proposed budget, ABC will have another opportunity to review on June 3, 2025.

May 13, 2025	Action Plan & Budget Committee
May 28, 2025	Board Initial Review of Budget & Public Hearing
June 3, 2025	Action Plan & Budget Committee (if needed)
June 11, 2025	Board Adoption of Budget

## Attachments:

1. Draft Budget and Action Plan – Section 1: Introductions
2. Draft Budget and Action Plan – Section 2: Budget Summary and Overview
3. Draft Budget and Action Plan – Section 3: Capital Improvement and Action Plan
4. Draft Budget and Action Plan – Section 4: Department Summaries
5. FY26 Board Retreat #2 CIAP Summary, as provided March 5, 2025
6. FY26 Big Rocks List, as provided March 5, 2025

Responsible Department Manager:  
Rafaela Ocegüera, Budget & Finance Manager

Prepared by:  
Rafaela Ocegüera, Budget & Finance Manager  
Elissa Martinez, Budget & Analysis Supervisor  
Jordan McDaniel, Management Analyst I

Section 1:  
Introduction

Table of Contents ..... 3

General Manager’s Transmittal ..... 4

Board of Directors and Management..... 5

Organizational Chart ..... 6

FY26 Strategic Plan Goals and Objectives..... 7

Regional Map ..... 9

About Us..... 10

Demographics and Economic Statistics ..... 11

Resolution No. 25-XX..... 13



# Budget and Action Plan

**Fiscal Year Ending June 30, 2026**  
**Adopted June X, 2025**

## Table of Contents

Click on the table of contents below to jump to that page. You can also click on the table of contents icon at the bottom of every page to jump back to this table of contents.

<b>1</b>	<b>Section 1: Introduction</b>
2	General Manager's Transmittal
4	Board of Directors and Management
5	Organizational Chart
6	Strategic Plan Goals and Objectives
8	Regional Map
9	About Us
10	Demographics
12	Board Resolution
<b>15</b>	<b>Section 2: Budget Summary and Overview</b>
16	Budget Summary and Overview
18	Revenues
20	Expenditures
24	Staffing
27	Hawthorns Fund
28	Vision Plan
30	Measure AA
32	Debt Service
36	Grants Program
36	Grantmaking Program
37	General Fund Balance
38	Long-Range Financial Planning
39	Climate Action Plan
39	Delivering on Midpen's Mission
41	Budget Process
43	Financial Policies
<b>45</b>	<b>Section 3: Capital Improvement and Action Plan</b>
46	Capital Improvement and Action Plan Overview
51	Land Acquisition and Preservation
65	Natural Resource Protection and Restoration
98	Public Access, Education and Outreach
129	Assets and Organizational Support
<b>153</b>	<b>Section 4: Department Summaries</b>
155	Departments Overview
156	Administrative Services Service Line
160	Engineering and Construction
163	Facilities and Fleet
168	Office of the General Counsel
170	Office of the General Manager
172	Land Stewardship and Trails
174	Natural Resources
176	Planning
180	Public Affairs
182	Real Property
186	Visitor Services
<b>190</b>	<b>Project Index</b>
<b>192</b>	<b>Glossary</b>

## General Manager's Transmittal

Dear Board of Directors and Midpen Constituents,

It is with pride that we present the Midpeninsula Regional Open Space District's Budget and Action Plan for the fiscal year (FY26) ending June 30, 2026. This \$94 million spending plan underscores our unwavering commitment to preserving and caring for over 70,000 acres of open space lands across the Santa Cruz Mountains and along the bayfront, ensuring their protection for generations to come. More than a decade has passed since the approval of Measure AA, and during that time, we have continued to acquire and protect new open space and agricultural lands, strengthen our natural resource stewardship, sustain farming and grazing on Midpen lands to protect rural character and the land's underlying open space values, and fulfill our mission of connecting the community to the natural landscapes that enrich our region.

In FY26, Midpen remains dedicated to expanding the greenbelt of protected open spaces. Key priorities in land acquisition include the potential purchase of two open space properties from our non-profit land trust partner, Peninsula Open Space Trust (POST): the 70-acre Salamander Camp near Bear Creek Redwoods and an additional 1,200-acre portion of POST-protected land at Cloverdale Ranch. These efforts continue Midpen's mission of preserving a regional network of open spaces for future generations.

Improving public access and the visitor experience remains as another core focus for Midpen, with significant improvements planned across multiple preserves. Work at Bear Creek Redwoods will add a new entry point by establishing a northernmost trailhead entrance into the preserve near the Highway 17/Bear Creek Road junction. Parking and vehicle enhancements at Purisima Creek Redwoods aim to improve accessibility, as well as plans for a Highway 35 pedestrian crossing to facilitate connectivity between trail systems that lie on either side of the highway. At La Honda Creek, new parking areas and trailheads will establish additional entrances for visitors to experience this scenic open space and facilitate access to the central area of the preserve.

Midpen continues its commitment to natural resource protection and restoration through a range of ecological and habitat improvement projects. Actions to move forward the Alma Bridge Road Wildlife Passage Project and Highway 17 Wildlife Corridor Project support the creation of safe wildlife corridors across known roadkill hot spots to protect sensitive species as they travel across fragmented landscapes for breeding, foraging, and shelter. Numerous other projects are proceeding in the upcoming year to protect sensitive species, including the Pescadero Watershed Sediment Reduction Project that aims to reduce downstream creek sedimentation to protect anadromous fisheries. Another initiative, the Stevens Creek Shoreline Nature Study Area Restoration Project will support the long-term survivability of Western Snowy Plover, a species listed as federally threatened in the Bay Area.

This upcoming year we also will continue to make infrastructure improvements that support agricultural uses on Midpen lands to preserve the local rural heritage and retain the natural resource value benefits that agricultural lands and sustainable practices provide. This work includes water improvements, pasture fencing, and new corrals at multiple coastside preserves to ensure the continuity of Midpen's conservation grazing program as a land management tool for maintaining grassland habitats and reducing fuel loads that can intensify catastrophic fires.

Focus on organizational capacity and infrastructure also remain crucial to support Midpen's long-term conservation mission and the growing acreage of protected open space lands with the proposed addition of new staff and early phases of work to establish a new Coastal Field Office and a larger Skyline Field Office. Additionally, Midpen will be expanding its external and internal engagement efforts to broaden the opportunities for inclusion and participation in its programs and projects. Investments are also underway to protect and maintain important cultural landmarks that enrich the visitor experience, including the picturesque Coal Creek Barn and the historic Fremont Older House.

Midpen's operating budget represents a smaller share of its total budget (60%) compared to most city and county agencies, emphasizing its commitment to land conservation and project delivery. Capital projects and land acquisitions make up 23%, while debt service accounts for 17%. With projected revenues and other funding sources totaling \$94 million — including \$82 million from property taxes — Midpen maintains a balanced budget of \$94 million in planned expenditures.



Respectfully submitted,

**Ana María Ruiz**  
General Manager



## Board of Directors and Management



Midpen Wards  
(Effective November 8, 2022)



Left to right: Craig Gleason, Karen Holman, Margaret MacNiven, Zoe Kersteen-Tucker, Jed Cyr, Yoriko Kishimoto, Curt Riffle

Craig Gleason – <b>Board Vice President</b>	Ward 1: Cupertino, Lexington Hills, Los Gatos, Monte Sereno, Saratoga
Yoriko Kishimoto	Ward 2: Cupertino, Los Altos, Los Altos Hills, Loyola, Mountain View, Palo Alto, Stanford
Jed Cyr – <b>Board President</b>	Ward 3: Cupertino, Sunnyvale
Curt Riffle – <b>Board Treasurer</b>	Ward 4: Cupertino, Los Altos, Mountain View, Sunnyvale
Karen Holman	Ward 5: East Palo Alto, Menlo Park, Mountain View, Palo Alto, Sunnyvale
Margaret MacNiven	Ward 6: Atherton, La Honda, Ladera, Loma Mar, Menlo Park, North Fair Oaks, Pescadero, Portola Valley, Redwood City, West Menlo Park, Woodside
Zoe Kersteen-Tucker – <b>Board Secretary</b>	Ward 7: El Granada, Emerald Lake Hills, Half Moon Bay, Montara, Moss Beach, Redwood City, San Carlos, Woodside

### Executive Management

Ana María Ruiz – General Manager

Hilary Stevenson – General Counsel

Mike Foster – Controller

Susanna Chan – Assistant General Manager/Project Planning and Delivery

Brian Malone – Assistant General Manager/Visitor and Field Services

Stefan Jaskulak – Chief Financial Officer/Director of Administrative Services

### Mission Statement

*To acquire and preserve a regional greenbelt of open space land in perpetuity, protect and restore the natural environment, and provide opportunities for ecologically sensitive public enjoyment and education.*

### Coastside Protection Mission Statement

*To acquire and preserve in perpetuity open space land and agricultural land of regional significance, protect and restore the natural environment, preserve rural character, encourage viable agricultural use of land resources, and provide opportunities for ecologically sensitive public enjoyment and education.*

## Budget Document Preparation

Rafaela Ocegüera – Budget and Finance Manager

Elissa Martinez – Budget & Analysis Supervisor

Jordan McDaniel – Management Analyst

## Management Team

Allen Ishibashi – Real Property

Brandon Stewart – Facilities and Fleet

Candice Basnight – Human Resources

Casey Hiatt – Information Systems and Technology

Jane Mark – Planning

Jason Lin – Engineering and Construction

Kirk Lenington – Natural Resources

Lori Low – Public Affairs

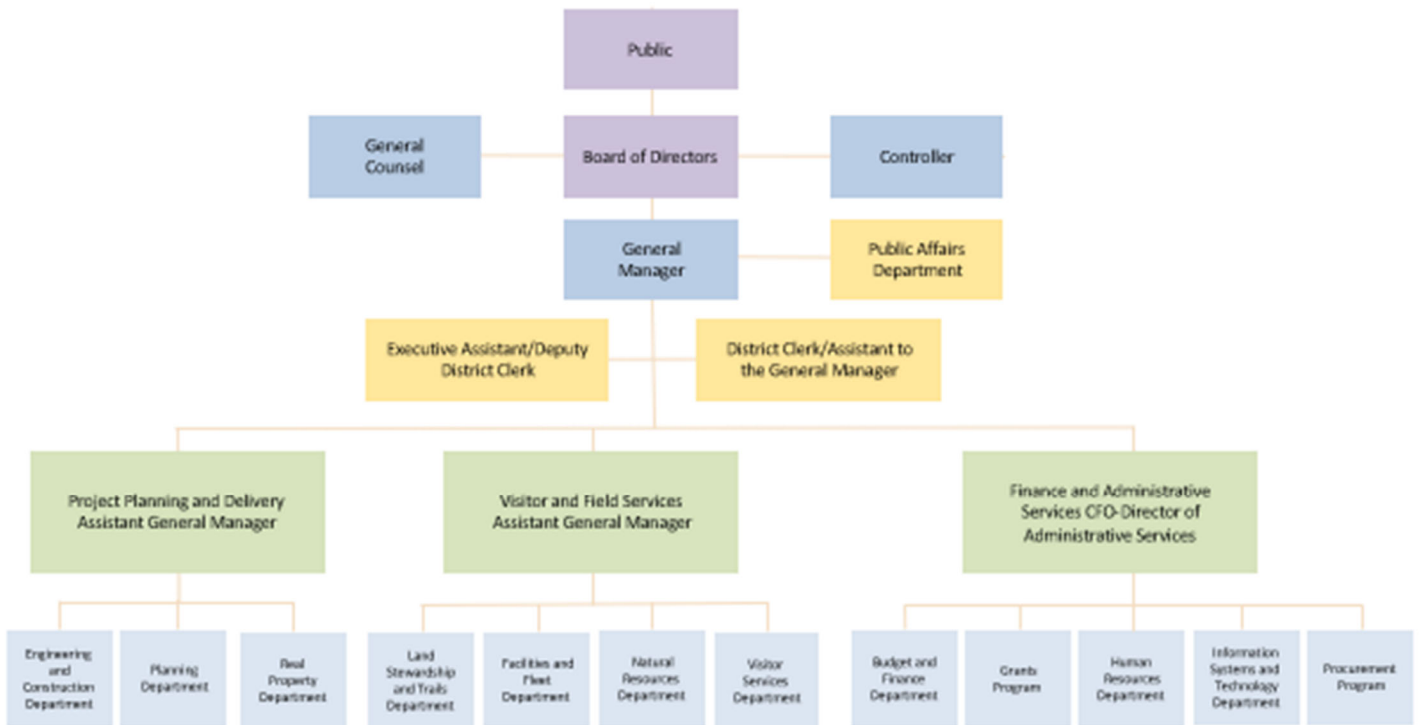
Maria Soria – District Clerk

Matthew Anderson – Visitor Services

Rafaela Ocegüera – Budget and Finance

Vacant – Land Stewardship and Trails

## Organizational Chart



## FY26 Strategic Plan Goals and Objectives

The Strategic Plan was first adopted by the board of directors in September 2011 and is updated annually based on the results of an environmental scan. The FY26 updated Strategic Plan provides high-level direction for the annual Budget and Action Plan.

### **Goal 1 – Promote, establish, and implement a regional environmental protection vision with partners**

**Objective 1** – Continue implementation of the District's Vision Plan and communicate progress on projects through reporting results and building partner relationships

**Objective 2** – Build and strengthen diverse partnerships to implement a collaborative and science-based approach to regional environmental protection

**Objective 3** – Take a leadership role in advocating for environmental protection goals by building and strengthening relationships with legislators and other elected officials

**Objective 4** – Preserve and connect open space and agricultural lands of local and regional significance

### **Goal 2 – Protect the positive environmental and biodiversity values of open space and agricultural lands**

**Objective 1** – Take a regional leadership role in promoting the benefits of open space

**Objective 2** – Protect and restore the natural environment and implement wildlife corridors to preserve healthy natural systems and biodiversity

**Objective 3** – Lead by example to reduce the impacts of climate change: implement the Climate Action Plan to reduce operational emissions, expand regional landscape resiliency through partnerships, protect the capacity for long-term carbon storage of open space lands, and climate change adaptation strategies to protect viable populations of local native species

**Objective 4** – Work with fire agencies and surrounding communities to strengthen the prevention of, preparation for and response to wildland fires for enhanced ecosystem resiliency and public safety

**Objective 5** – Support the viability of sustainable agriculture and protect the character of rural communities

### **Goal 3 – Connect people to open space and agricultural lands, and a regional environmental protection vision**

**Objective 1** – Engage the public in realizing the benefits and responsibilities of a regional environmental protection vision to further the District's achievements in protecting open space and agricultural lands

**Objective 2** – Implement diversity, equity, and inclusion (DEI) strategies to build and strengthen partnerships, increase broad and inclusive public outreach and engagement, engage tribal groups in the District's work, and instill DEI values across all levels of the organization

**Objective 3** – Expand opportunities, including multimodal options, to equitably connect people to their public open space preserves and enhance the visitor experience in balance with the protection of natural resources

**Objective 4** – Develop strategies to reflect the diverse communities we serve in the District's visitors, staff, volunteers, and partners.

### **Goal 4 – Strengthen organizational capacity and long-term financial sustainability to fulfill the mission**

**Objective 1** – Provide the necessary resources, tools, training, staff facilities, and infrastructure, including technology upgrades, capacity building and safeguards to address cybersecurity threats and future natural disasters

**Objective 2** – Effectively and efficiently deliver Vision Plan projects and priority initiatives by implementing recommendations in the updated 2023 financial and operational sustainability model to guide operational growth and areas of focus, and facilitate project momentum

**Objective 3** – Evaluate new initiatives against the District's mission, strategic goals and objectives, as well as internal capacity/workplan to confirm alignment and state of readiness

**Objective 4** – Remain financially sustainable by preparing for, pursuing, and ensuring discretionary funding opportunities and partnerships

**Objective 5** – Ensure large operational and capital expenses, including land acquisitions, associated public access and land management costs, are evaluated within the long-term financial model and remain financially sustainable

**Objective 6** – Ensure the District remains competitive in the labor market and able to recruit, develop, and retain diverse and talented staff to implement the mission. Pursue opportunities to enhance professional development training and career ladders to strengthen our organizational capacity and succession planning efforts

### CIAP Budget Summary by Strategic Plan Goals & Objectives

The three-year Capital Improvement and Action Plan (CIAP) was prepared by Midpen staff in accordance with the Fiscal Year 2026 Strategic Plan Goals and Objectives. A summary of CIAP budget allocations by primary and secondary Strategic Plan Goal and Objective is provided below, noting that many projects address more than one goal and/or objective. Strategic Plan Goals and Objectives not listed in the tables above and below are not directly linked to a CIAP project; instead, these are addressed through core programs or functions within departmental operational activities (refer to individual department pages for details). Operational and routine project expenses are not included in this CIAP; details on these can be found in Section 4 (Department Summaries).

#### CIAP by Primary Goal and Objective

Primary Goal & Objective	FY26	FY27	FY28	Three-Year Total
Goal 1, Objective 2	\$1,904,314	\$ 3,183,617	\$14,833,613	\$19,921,544
Goal 1, Objective 3	159,122	1,095,993	1,595,894	2,851,009
Goal 1, Objective 4	602,000	454,000	410,000	1,466,000
<b>Goal 1 Total</b>	<b>2,665,436</b>	<b>4,733,610</b>	<b>16,839,507</b>	<b>24,238,553</b>
Goal 2, Objective 1	1,011,382	400,000	350,000	1,761,382
Goal 2, Objective 2	3,080,376	3,932,892	5,259,255	12,272,523
Goal 2, Objective 3	30,000	20,000	180,000	230,000
Goal 2, Objective 4	445,000	818,000	525,000	1,788,000
Goal 2, Objective 5	1,117,457	2,968,132	160,000	4,245,589
<b>Goal 2 Total</b>	<b>5,684,215</b>	<b>8,139,024</b>	<b>6,474,255</b>	<b>20,297,494</b>
Goal 3, Objective 2	75,000	75,000	75,000	225,000
Goal 3, Objective 3	7,867,995	20,851,869	30,504,362	59,224,226
<b>Goal 3 Total</b>	<b>7,942,995</b>	<b>20,926,869</b>	<b>30,579,362</b>	<b>59,449,226</b>
Goal 4, Objective 1	4,871,500	5,060,500	12,192,000	22,124,000
Goal 4, Objective 2	77,200	77,200	67,200	221,600
Goal 4, Objective 3	0	70,000	107,000	177,000
Goal 4, Objective 5	3,482,200	1,491,700	1,723,700	6,697,600
<b>Goal 4 Total</b>	<b>8,430,900</b>	<b>6,699,400</b>	<b>14,089,900</b>	<b>29,220,200</b>
<b>CIAP Total</b>	<b>\$24,723,546</b>	<b>\$40,498,903</b>	<b>\$67,983,024</b>	<b>\$133,205,473</b>

#### CIAP by Secondary Goal and Objective

Secondary Goal & Objective	FY26	FY27	FY28	Three-Year Total
Goal 1, Objective 2	\$2,050,213	\$7,694,698	\$17,527,613	\$27,272,524
Goal 1, Objective 3	250,685	303,490	0	554,175
Goal 1, Objective 4	254,744	80,000	105,000	439,744
<b>Goal 1 Total</b>	<b>2,555,642</b>	<b>8,078,188</b>	<b>17,632,613</b>	<b>28,266,443</b>
Goal 2, Objective 1	47,000	40,000	10,000	97,000
Goal 2, Objective 2	3,686,972	6,458,711	5,835,394	15,981,077
Goal 2, Objective 3	216,950	975,562	795,607	1,988,119
Goal 2, Objective 4	295,000	537,000	640,000	1,472,000
Goal 2, Objective 5	804,665	985,760	1,898,842	3,689,267
<b>Goal 2 Total</b>	<b>5,050,587</b>	<b>8,997,033</b>	<b>9,179,843</b>	<b>23,227,463</b>
Goal 3, Objective 1	29,350	70,000	130,000	229,350
Goal 3, Objective 2	3,144,867	9,730,731	5,962,927	18,838,525
Goal 3, Objective 3	0	5,000	0	5,000
Goal 3, Objective 4	75,000	75,000	75,000	225,000
<b>Goal 3 Total</b>	<b>3,249,217</b>	<b>9,880,731</b>	<b>6,167,927</b>	<b>19,297,875</b>
Goal 4, Objective 1	67,200	167,200	167,200	401,600
Goal 4, Objective 5	4,705,000	4,456,500	11,824,000	20,985,500
<b>Goal 4 Total</b>	<b>4,772,200</b>	<b>4,623,700</b>	<b>11,991,200</b>	<b>21,387,100</b>
<b>CIAP Total</b>	<b>\$15,627,646</b>	<b>\$31,579,652</b>	<b>\$44,971,583</b>	<b>\$92,178,881</b>



## Regional Map

## Midpeninsula Regional Open Space District



Preserve

Protect

Restore

Educate

Enjoy



1 Bear Creek Redwoods

2 Cloverdale Ranch

3 Coal Creek

4 El Corte de Madera Creek

5 El Sereno

6 Foothills

7 Fremont Older

8 La Honda Creek

9 Long Ridge

10 Los Trancos

11 Miramontes Ridge

12 Monte Bello

13 Picchetti Ranch

14 Pulgas Ridge

15 Purisima Creek Redwoods

16 Rancho San Antonio

17 Ravenswood

18 Russian Ridge

19 Saratoga Gap

20 Sierra Azul

21 Skyline Ridge

22 St. Joseph's Hill

23 Stevens Creek Shoreline Nature Area

24 Teague Hill

25 Thornewood

26 Tunitas Creek

27 Windy Hill

## About Us

Midpen helps plants, animals and people thrive throughout the greater Santa Cruz Mountains region by preserving a connected greenbelt of more than 70,000 acres of open space. These diverse and scenic landscapes, from bay wetlands to redwood forests and coastal grasslands, host an incredible diversity of life, making our region one of the world's biodiversity hotspots.

Midpen preserves have long and complex histories of human use prior to becoming open space. We actively manage the land and waterways to restore their health and function, helping our local ecosystem become more resilient in a time of climate change. By caring for the land, the land in turn takes care of us, providing tangible and intangible benefits like clean air and water, flood protection and the opportunity for restorative experiences in nature.

On the San Mateo County Coast, where local agricultural roots run deep, our mission includes preserving viable working lands. We partner with local ranchers to use conservation grazing as a land management tool for enhancing native coastal grasslands and providing wildland fire protection.

Midpen preserves are free and open to the public daily, 365 days a year, and provide an extensive trail network for low-impact recreation. Our programming connects people to nature through experiences, including environmental interpretation, docent-led activities and volunteer opportunities.

By preserving, protecting, restoring and providing access to our region's iconic, cultural, working and scenic landscapes, Midpen lands offer us opportunities for health, climate resilience and refuge.

### History

The late 1960s was a time of rapid growth in the Bay Area. Through a determined and heartfelt grassroots effort by local conservationists, Midpen was created in 1972, when the Measure R "Room to Breathe" initiative was passed by Santa Clara County voters. Residents voted to expand Midpen's boundary into southern San Mateo County in 1976, and again in 1992 to a small portion of Santa Cruz County. In the late 1990s, development pressure increased on the San Mateo County Coast, threatening sensitive habitat and the area's rural heritage. This led to the 2004 Coastsides Protection Area, an extension of Midpen boundaries to the Pacific Ocean in San Mateo County, and the addition of preserving rural character and encouraging viable, agricultural use of the land to our organizational mission.

### Governance

Midpen is governed by a seven-member publicly elected board of directors. Board members serve a four-year term and represent a geographic ward of approximately equal populations. The board holds its regular public meetings on the second and fourth Wednesdays of each month at 7 p.m., at the Midpen administrative office: 5050 El Camino Real, Los Altos, CA.

### Staffing

The staff currently includes over 200 employees in 13 departments: budget and finance, engineering and construction, facilities and fleet, general manager's office, general counsel's office, human resources, information systems and technology, land stewardship and trails, natural resources, planning, public affairs, real property and visitor services. Though not part of a department, the Controller is included in the staffing numbers and, like the General Manager and General Counsel, reports directly to the board of directors.

For more information about Midpen, visit [openspace.org](https://openspace.org).

### Midpen At A Glance



## Demographics and Economic Statistics

Midpen encompasses over 550 square miles of land located in the County of Santa Clara (approximately 200 square miles out of 1,304), the County of San Mateo (approximately 350 square miles out of 744) and the County of Santa Cruz County (approximately 3.3 square miles out of 607). The following is economic and demographic information on Santa Clara and San Mateo Counties, representing the majority of Midpen's constituency. Because Midpen does not receive property tax revenue from the small amount of Santa Cruz County land that it holds, information on Santa Cruz County is not included.

### Demographic and Economic Statistics Last Ten Fiscal Years

#### County of Santa Clara

Fiscal Year	Population <sup>1</sup> (January 1st)	Personal Income <sup>2</sup> (in millions)	Per Capita Personal Income <sup>2</sup>	Median Age <sup>3</sup>	School Enrollment <sup>4</sup>	County Unemployment Rate <sup>5</sup>
2015	1,911,670	158,729	82,756	37.2	276,689	4.6%
2016	1,928,438	170,673	88,920	37.0	274,948	4.0%
2017	1,937,008	190,002	98,032	37.1	273,264	3.5%
2018	1,943,579	209,020	107,877	37.2	271,400	2.9%
2019	1,944,733	223,625	115,997	37.4	267,224	2.6%
2020	1,945,166	235,835	123,661	37.2	263,449	10.7%
2021	1,907,693	261,565	138,724	38.2	253,625	5.2%
2022	1,894,783	*	*	38.3	241,326	2.2%
2023	1,886,079	*	*	38.3	236,428	3.0%
2024	1,903,198	*	*	*	232,168	4.3%

#### County of San Mateo

Calendar Year	Population <sup>1</sup> (January 1st)	Personal Income <sup>2</sup> (in millions)	Per Capita Personal Income <sup>2</sup>	Median Age <sup>3</sup>	School Enrollment <sup>4</sup>	County Unemployment Rate <sup>5</sup>
2015	761,621	78,525	102,639	39.8	95,187	3.3%
2016	767,099	81,448	106,115	39.5	95,502	3.3%
2017	769,401	89,223	116,077	39.9	95,620	2.9%
2018	770,927	96,306	125,332	39.9	95,103	2.5%
2019	771,160	101,056	132,133	39.9	94,234	2.2%
2020	771,061	107,559	141,841	39.8	93,554	10.8%
2021	751,596	118,420	160,485	40.8	90,315	5.0%
2022	744,662	*	175,070	41.4	86,442	2.1%
2023	737,644	*	*	41.5	84,836	2.6%
2024	741,565	*	*	*	83,579	3.7%

\* Information not available

#### Data Sources

<sup>1</sup> State of California Department of Finance - <https://www.dof.ca.gov/Forecasting/Demographics/Estimates/c-4/2010-21/>

<sup>2</sup> U.S. Department of Commerce Bureau of Economic Analysis (includes retroactive revisions)

<sup>3</sup> U.S. Census Bureau, American Community Survey

<sup>4</sup> State of California Department of Education

<sup>5</sup> State of California Employment Development Department, Labor Market Division (includes retroactive revisions)

Notes: Starting fiscal year (FY) 2015-16 the District changed from a fiscal year end date of March 31st to June 30th. As a result, FY2015-16 is a fifteen (15) month period rather than a twelve (12) month period.



Principal Employers  
Most Current Year and Nine Years Ago

County of Santa Clara						
Employer	2024			2015		
	Number of Employees <sup>1</sup>	Rank	Percentage of Total Employment	Number of Employees <sup>2</sup>	Rank	Percentage of Total Employment
Google LLC	44,244	1	4.40%	11,000	6	1.25%
Tesla Motors Inc.	30,000	2	2.98%	*		*
Apple Inc.	25,000	3	2.49%	15,000	3	1.71%
Meta Platforms Inc.	22,515	4	2.24%	*		*
County of Santa Clara	21,590	5	2.15%	16,408	2	1.87%
Cisco Systems Inc.	18,500	6	1.84%	16,819	1	1.91%
Stanford University	16,963	7	1.69%	14,641	4	1.66%
Stanford Health Care	10,847	8	1.08%	8,451	7	0.96%
University of California Santa Cruz	8,671	9	0.86%	*		*
City of San Jose	8,134	10	0.81%	5,650	10	0.64%
Kaiser Permanente	*		*	13,500	5	1.53%
Lockheed Martin Space Systems Co.	*		*	6,400	8	0.73%
Intel Corporation	*		*	5,800	9	0.66%
Total	206,464		20.54%	113,669		12.92%

County of San Mateo						
Employer	2023			2014		
	Number of Employees	Rank	Percentage of Total Employment	Number of Employees <sup>3</sup>	Rank	Percentage of Total Employment
Meta (Facebook, Inc.)	21,000	1	4.75%	3,957	5	0.96%
Oracle Corp.	12,140	2	2.75%	6,750	3	1.63%
Genentech Inc.	10,000	3	2.26%	9,800	2	2.37%
United Airlines	8,700	4	1.97%	10,000	1	2.42%
County of San Mateo	5,794	5	1.31%	5,472	4	1.32%
Gilead Sciences, Inc.	4,500	6	1.02%	3,115	8	0.75%
Visa USA/Visa International	4,092	7	0.93%	3,500	7	0.85%
Alaska Airlines	4,000	8	0.91%			
YouTube	2,400	9	0.54%			
Electronic Arts Inc	1,770	10	0.40%			
Kaiser Permanente				3,900	6	0.94%
Mills-Peninsula Health Services				2,500	9	0.61%
San Mateo Community College				2,285	10	0.56%
Total	74,396		16.84%	51,279		12.41%

\* Information not available

Source:

<sup>1</sup> County of Santa Clara Finance Department FY 2023-24 ACFR

<sup>2</sup> County of San Mateo Finance Department FY2022-23 ACFR



Resolution No. 25-XX

The Government Finance Officers Association (GFOA) of the United States and Canada presented a Distinguished Budget Presentation Award to Midpen for its annual FY25 budget. To receive this award, a governmental unit must publish a budget document that meets program criteria as a policy document, financial plan, operations guide and communications device.

This award is valid for a period of one year only. We believe our current FY26 budget continues to conform to program requirements and are submitting it to GFOA to determine its eligibility for an award.



## Section 2: Budget Summary and Overview

### Table of Contents

Budget Summary and Overview .....	2
Revenues .....	4
Expenditures.....	6
Staffing .....	9
Hawthorns Fund.....	14
Vision Plan .....	15
Measure AA .....	17
Debt Service .....	21
Grants Program.....	25
Grantmaking Program .....	27
General Fund Balance .....	28
Long-Range Financial Planning.....	29
Climate Program .....	30
Delivering on Midpen's Mission .....	31
Budget Process.....	34
Financial Policies .....	36

## Section 2

# Budget Summary and Overview

## Budget Summary and Overview

The annual budget reflects priorities established in the Strategic Plan's Goals and Objectives, which are reviewed, updated and adopted by the board of directors annually in December. Based on these priorities, staff prepared the three-year Capital Improvement and Action Plan (CIAP), as included in Section 3 – Capital Improvement and Action Plan, for board approval. Subsequently, staff developed a detailed budget by department and fund, which is described in this section and in Section 4 (Department Summaries).

The table on the following page outlines revenues and expenses by fund. Each fund has either a balanced budget or a positive change in fund balance. Once the budget is adopted, appropriations for all funds are made at the fund level.

### FY26 Financial Overview

The budget is funded by five distinct funds, four of which are major governmental funds:

**Fund 10: General Fund Operating.** Includes personnel costs, routine operational and/or maintenance expenses, debt service and non-capital projects. Fund 10 is a major fund.

**Fund 20: Hawthorns.** This endowment fund may only be used for expenses required to maintain the value of the Hawthorns property gifted to Midpen by the Woods family. Fund 20 is reported as a part of Fund 10 General Fund in audited financial statements.

**Fund 30: Measure AA Capital.** Includes capital projects and land acquisitions in the top 25 priority Vision Plan project portfolios that are eligible for Measure AA funding. Fund 30 is a major fund.

**Fund 40: General Fund Capital.** Includes capital projects that are not eligible for Measure AA funding or are beyond what Measure AA is able to fund, such as projects from the 54 Vision Plan priority Project Portfolios. Fund 40 is a major fund.

**Fund 50: Debt Service Fund.** Includes payments on all Midpen-issued debt, both public and private. Fund 50 is a major fund.

## FY26 Budget by Fund

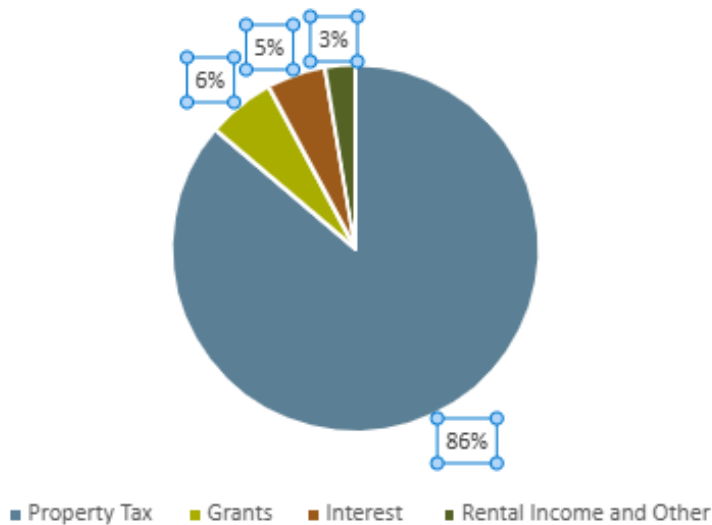
<b>FY26 Change in Fund Balance</b>	<b>Fund 10 General Fund Operating</b>	<b>Fund 20 Hawthorns</b>	<b>Fund 30 Measure AA Capital</b>	<b>Fund 40 General Fund Capital</b>	<b>Fund 50 Debt Service</b>	<b>Total</b>
<b>Revenue</b>						
Property Tax Revenues	\$74,490,000				\$7,520,000	\$82,010,000
Grants (Awarded)	913,000		4,271,121	500,000		5,684,121
Interest Income	3,975,000	62,000	810,000		90,000	4,937,000
Rental Income	1,317,688					1,317,688
Rental Income (5050 El Camino Real)	670,020					670,020
Rancho San Antonio Agreement	427,729					427,729
Miscellaneous	100,000					100,000
<b>Total Revenues</b>	<b>81,893,437</b>	<b>62,000</b>	<b>5,081,121</b>	<b>500,000</b>	<b>7,610,000</b>	<b>95,146,558</b>
<b>Other Funding Sources</b>						
Bond Reimbursements			3,703,963			3,703,963
Hawthorns Funds		905,200				905,200
Committed for Infrastructure Transfer	(5,350,000)					(5,350,000)
General Fund Transfers	(20,529,410)			11,594,635	8,934,775	0
<b>Total Other Funding Sources</b>	<b>(25,879,410)</b>	<b>905,200</b>	<b>3,703,963</b>	<b>11,594,635</b>	<b>8,934,775</b>	<b>(740,837)</b>
<b>Grand Total: Revenues &amp; Other Funding Sources</b>	<b>56,014,027</b>	<b>967,200</b>	<b>8,785,084</b>	<b>12,094,635</b>	<b>16,544,775</b>	<b>94,405,721</b>
<b>Expenses</b>						
Operating	56,627,271	117,200				56,744,471
Labor Reimbursement	(697,062)					(697,062)
Capital		850,000	8,785,084	12,094,635		21,729,719
Debt Service (General Fund Debt)					9,024,775	9,024,775
Debt Service (Measure AA Debt)					7,287,163	7,287,163
<b>Total Expenses</b>	<b>\$55,930,209</b>	<b>\$967,200</b>	<b>\$8,785,084</b>	<b>\$12,094,635</b>	<b>\$16,311,938</b>	<b>\$94,089,066</b>
<b>Change in Fund Balance</b>	<b>\$83,818</b>	<b>\$0</b>	<b>\$0</b>	<b>\$0</b>	<b>\$232,837</b>	<b>\$316,655</b>

## Revenues

FY26 revenues are estimated at \$95.1 million, representing a \$1.8 million or 2% increase compared to the FY25 adopted budget. The increase of \$1.8 million is primarily attributed to a steady rise in property tax revenues, which are expected to exceed the prior year's adopted budget by \$4.3 million. This increase in property tax revenues is balanced against a \$2.8 million decrease in grant revenues and a \$0.3 million increase in interest income as further described below.

Midpen's primary revenue source is property taxes, levied on all taxable property within its boundaries, which span portions of Santa Clara and San Mateo counties. Property tax revenue demonstrates consistent year-over-year growth, driven by increases in assessed property valuation. Based on historical trends and new construction data, General Fund property tax revenues (excluding the Measure AA ad valorem levy) are projected to increase by 5% compared to the revised FY25 estimate, with an anticipated annual growth rate of 4% for the subsequent two fiscal years. The County Assessors of San Mateo and Santa Clara counties provide the underlying data for these projections.

**FY25 Revenue by Source**



Grant revenue projections reflect a decrease due to the natural conclusion of specific grant agreements, the progression of projects through various phases, and inherent fluctuations due to the diverse nature and planned activities of Midpen's grant-funded projects. In Fund 30, for example, where grant revenues are projected to decrease by \$2.0 million, the Highway 17 Crossings projects (MAA20-001 and MAA20-002) concluded the Project Approval & Environmental Document (PA&ED) phase later than anticipated. While this project's designs phase is anticipated to ramp up in FY26, we acknowledge the potential for project timelines to extend and the standard processing times for receiving reimbursements from funding agencies.

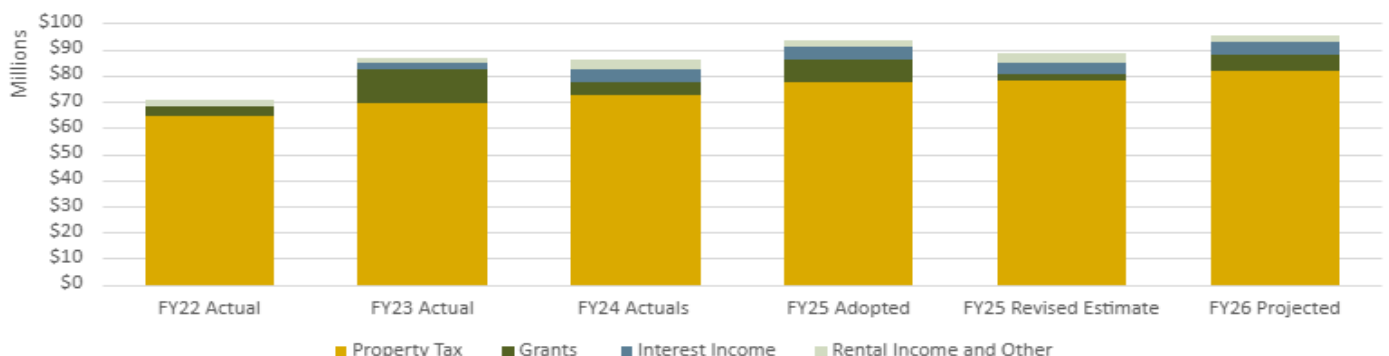
Similarly, Fund 10 grant revenues are projected to decrease by \$0.8 million, primarily due to the completion of the Los Gatos Creek Watershed – Wildland Fire Resiliency project (61023) in FY25. Furthermore, Fund 10 grant revenue projections for the Wildland Fire Capacity project (61031) are impacted by the current uncertainty surrounding federal funding allocations.

Interest income is anticipated to increase by \$0.3 million due to improved investment yields and the interest earned on general

obligation bond proceeds. Minimal changes are anticipated for rental income and other revenues, which make up the remainder of the Midpen's revenue budget. Other revenues include donations, camping fee payments, insurance claims and miscellaneous revenues.

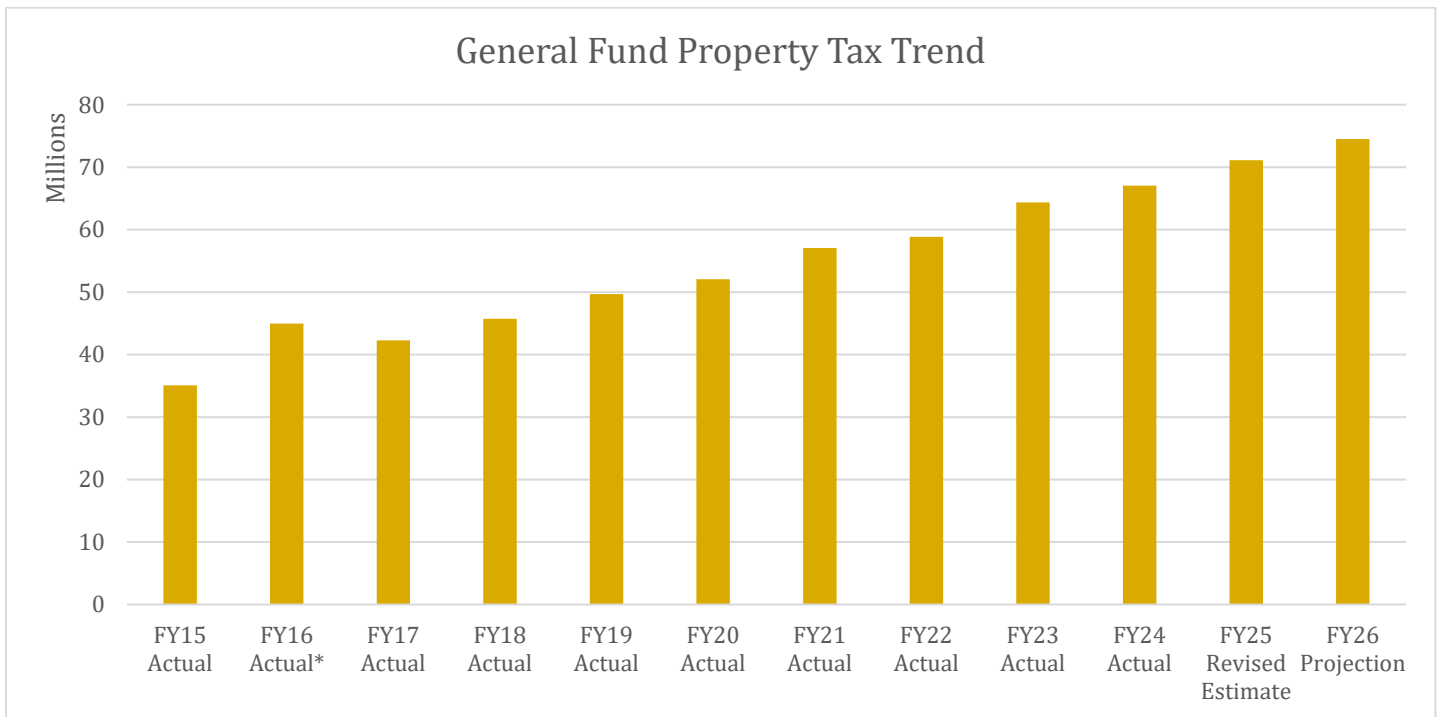
Revenue	FY22 Actual	FY23 Actual	FY24 Actuals	FY25 Adopted	FY25 Revised Estimate	FY26 Projected
Property Tax	64,409,628	69,718,892	72,304,115	77,701,000	78,101,000	82,010,000
Grants	3,884,075	12,685,318	5,044,101	8,525,621	2,290,786	5,684,121
Interest Income	-896,478	2,330,570	5,227,791	4,623,000	4,623,000	4,937,000
Rental Income and Other	2,332,512	2,275,888	3,281,079	2,506,833	3,611,833	2,515,437
<b>Total</b>	<b>69,729,737</b>	<b>87,010,668</b>	<b>85,857,086</b>	<b>93,356,454</b>	<b>88,626,619</b>	<b>95,146,558</b>

**Five-Year Revenues Trend**



## 2022-2026 General Fund Tax Revenue

	Actual FY22	Actual FY23	Actual FY24	Budget FY25	Updated Estimate FY25	Budget FY26	% Change From FY25 Updated Estimate
<b>Santa Clara County</b>							
Current Secured	35,602,710	38,544,940	41,098,531	43,547,000	43,680,000	45,952,000	5.2%
Current Unsecured	2,021,764	2,195,247	2,332,171	2,363,000	2,537,000	2,588,000	2.0%
<b>Total Santa Clara County</b>	<b>37,624,474</b>	<b>40,740,187</b>	<b>43,430,702</b>	<b>45,910,000</b>	<b>46,217,000</b>	<b>48,540,000</b>	<b>5.0%</b>
<b>San Mateo County</b>							
Current Secured	17,343,424	17,991,815	19,322,621	20,351,000	20,413,000	21,291,000	4.3%
Current Unsecured	24,591	580,911	681,389	664,000	711,000	725,000	2.0%
<b>Total San Mateo County</b>	<b>17,368,015</b>	<b>18,572,726</b>	<b>20,004,010</b>	<b>21,015,000</b>	<b>21,124,000</b>	<b>22,016,000</b>	<b>4.2%</b>
Supplemental + Homeowner Property Tax Relief (HOPTR)	2,755,723	3,870,648	2,903,749	1,767,000	1,351,000	1,432,000	6.0%
Redevelopment	1,090,879	1,180,738	696,650	2,369,000	2,418,000	2,502,000	3.5%
<b>Total Tax Revenue</b>	<b>\$58,839,091</b>	<b>\$64,364,299</b>	<b>\$67,035,111</b>	<b>\$71,061,000</b>	<b>\$71,110,000</b>	<b>\$74,490,000</b>	<b>4.8%</b>



\*FY16 Actual reflects 15 months of revenue due to changing the fiscal year start date from April 1 to July 1.

## Expenditures

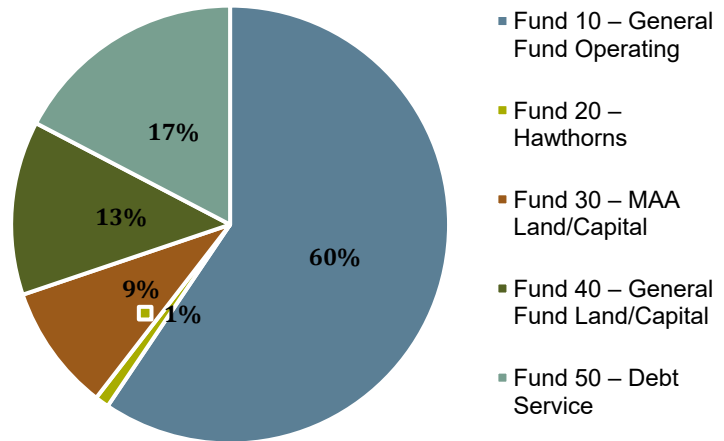
Projected FY26 expenditures total \$94.1 million, reflecting an 5% increase of \$4.6 million when compared to the prior fiscal year's adopted budget. The primary drivers for the budgetary changes by fund from the prior year's adopted budget are summarized below.

### Fund 10 – General Fund Operating

The General Fund Operating budget shows an increase of \$4.7 million or 9%, primarily due to strategic investments in personnel consistent with the 2023 FOSM Refresh to expand internal capacity, as well as annual step increases and anticipated cost changes to employer-paid benefits (representing \$3.9 million of the increase). This also includes a \$0.7 million increase for new exploratory initiatives such as the La Honda South Area Parking Feasibility Study (VP07-003) as well as hosting a Science Symposium (80098) to share new research and land management findings with partners and the larger community.

Compared to most city and county government agencies, Midpen's operating budget accounts for a much lower percentage of the total budget (60%), reflecting the organization's focus on project delivery.

FY26 Budget by Fund



### Fund 20 – Hawthorns

The Hawthorns budget is increasing by about \$0.8 million. The increase is primarily due to the scheduled Hawthorns Historic Structures Stabilization/Repair project (VP06-004) and associated site clean-up work.

### Fund 30 – Measure AA Land/Capital

The Measure AA (MAA) Capital Fund increase of 20%, or \$1.5 million, is due to the progression of several capital projects into active construction phases, particularly at La Honda Creek Open Space Preserve, and significant planning and design work for the Stevens Creek Shoreline Nature Area Restoration project (MAA02-004). The MAA Capital Fund land budget remains flat, reflecting Midpen's practice of obtaining Board approval for mid-year budget adjustments to fund the purchase costs of new acquisitions given the speculative nature of land negotiations. Currently, the land budget only accounts for appraisals and other costs associated with property purchase research and early negotiations for prospective land purchases.

### Fund 40 – General Fund Land/Capital

The General Fund Land/Capital budget is decreasing by \$1.9 million, as a non-recurring key infrastructure project, the Radio System Assessment and Upgrade (65407), is nearing completion. Midpen finalized the design of the radio systems and began installation in FY25 with installation of equipment being complete in FY26. Moreover, the focus of the multi-year ADA Barrier Removal project (31901) is shifting from construction of prior phases to planning and design for future phases.

Similar to the Fund 30 land budget, the Fund 40 land budget remains flat, with budget adjustments for the purchase cost of land acquisitions made at the time of purchase approval. Therefore, the land budget in Fund 40 currently only accounts for appraisals and other costs associated with property purchase research and early negotiations for prospective lands.

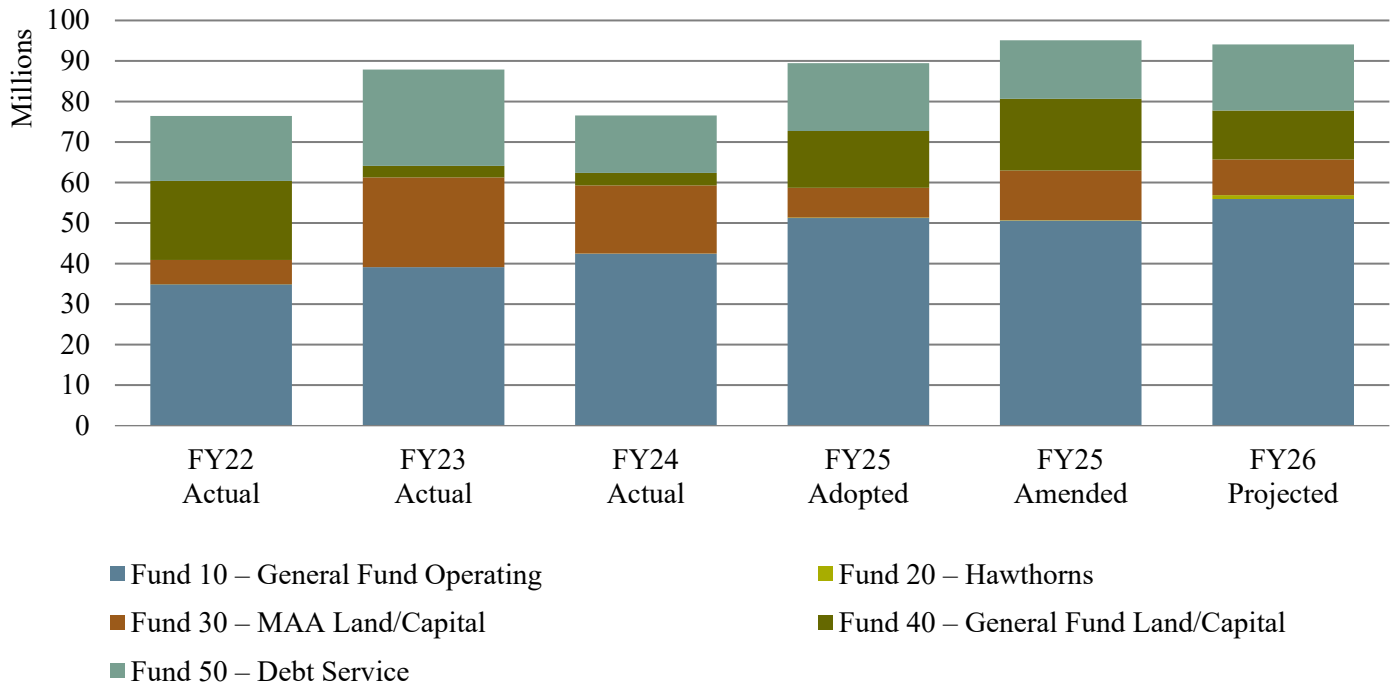
### Fund 50 – Debt Service

The Debt Service Fund for FY26 decreased by approximately \$0.4 million from FY25, or 3%, mainly due to a lower principal payment than last fiscal year for the new debt service issuance of Measure AA 2024 Series GO Green Bonds.

Midpen Budget by Funding Source	FY24 Actuals	FY25 Adopted Budget	FY26 Proposed Annual Budget	\$ Change From FY25 Adopted Budget	% Change From FY25 Adopted Budget
Fund 10 – General Fund Operating	\$42,446,412	\$51,246,917	\$55,930,209	\$4,683,292	9%
Fund 20 – Hawthorns	8,996	118,200	967,200	849,000	718%
Fund 30 – MAA Land/Capital	16,817,200	7,323,044	8,785,084	1,462,040	20%
Fund 40 – General Fund Land/Capital	3,106,531	14,031,825	12,094,635	(1,937,190)	-14%
Fund 50 – Debt Service	14,171,263	16,756,163	16,311,938	(444,225)	-3%
<b>Total Midpen Budget</b>	<b>\$76,550,401</b>	<b>\$89,476,148</b>	<b>\$94,089,066</b>	<b>\$4,612,917</b>	<b>5%</b>



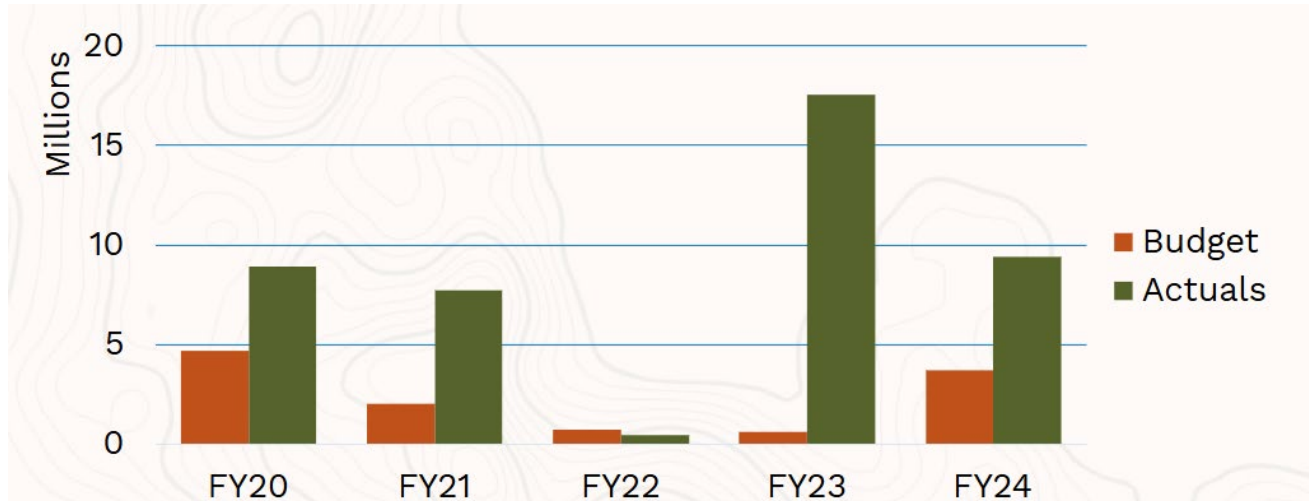
## Expense Trend by Fund



## FY26 Budget by Fund and Expenditure Type

Midpen Budget by Expenditure Category	FY24 Actuals	FY25 Adopted Budget	FY26 Proposed Budget	\$ Change From FY25 Adopted Budget	% Change From FY25 Adopted Budget
Salaries and Benefits	\$31,512,332	\$37,868,464	\$41,916,744	\$4,048,280	11%
Less: MAA Reimbursable Staff Costs	(547,279)	(595,554)	(697,062)	(101,508)	17%
Net Salaries and Benefits	30,965,053	37,272,910	41,219,682	3,946,772	11%
Services and Supplies	11,481,359	13,974,007	14,710,527	736,520	5%
<b>Total Operating Expenditures</b>	<b>42,446,412</b>	<b>51,246,917</b>	<b>55,930,209</b>	<b>4,683,292</b>	<b>9%</b>
Hawthorns Operating	8,996	118,200	117,200	(1,000)	-1%
Hawthorns Capital	0	0	850,000	850,000	N/A
<b>Total Hawthorns Expenditures</b>	<b>8,996</b>	<b>118,200</b>	<b>967,200</b>	<b>849,000</b>	<b>718%</b>
Fund 30 – MAA Capital	7,574,287	7,183,044	8,645,084	1,462,040	20%
Fund 40 – General Fund Capital	2,902,969	13,379,825	11,442,635	(1,937,190)	-14%
<b>Total Capital Expenditures</b>	<b>10,477,255</b>	<b>20,562,869</b>	<b>20,087,719</b>	<b>(475,150)</b>	<b>-2%</b>
Fund 30 – MAA Land and Associated Costs	9,242,914	140,000	140,000	0	0%
Fund 40 – General Fund Land and Associated Costs	203,563	652,000	652,000	0	0%
<b>Total Land and Associated Costs</b>	<b>9,446,476</b>	<b>792,000</b>	<b>792,000</b>	<b>0</b>	<b>0%</b>
Debt Service	14,171,263	16,756,163	16,311,938	(444,225)	-3%
<b>Total Debt Service (Fund 50)</b>	<b>14,171,263</b>	<b>16,756,163</b>	<b>16,311,938</b>	<b>(444,225)</b>	<b>-3%</b>
<b>Total Midpen Budget</b>	<b>\$76,550,401</b>	<b>\$89,476,148</b>	<b>\$94,089,066</b>	<b>\$4,612,917</b>	<b>5%</b>

## Budget to Actuals Expense Trend for Land and Associated Costs



Note: Midpen's land budget is initially limited to pre-acquisition expenses such as appraisals and research. Budget adjustments for actual land acquisition costs are sought from the Board mid-year, contingent upon successful negotiation of specific properties.

## FY26 Budget by Department

Midpen Budget by Department	FY24 Actuals	FY25 Adopted Budget	FY26 Proposed Budget	\$ Change from FY25 Adopted Budget	% Change from FY25 Adopted Budget
Administrative Services Service Line	\$8,951,351	\$10,864,308	\$11,221,135	\$356,827	3%
Engineering and Construction	7,615,160	13,146,849	15,482,245	2,335,396	18%
Facilities and Fleet	0	0	7,640,442	7,640,442	N/A
General Counsel	1,049,796	1,114,609	1,201,388	86,778	8%
General Manager	2,365,708	2,534,086	2,634,337	100,251	4%
Land Stewardship and Trails	13,999,287	18,470,516	12,931,098	(5,539,417)	-30%
Natural Resources	5,815,400	7,638,770	6,736,285	(902,485)	-12%
Planning	2,864,216	3,932,338	4,710,219	777,881	20%
Public Affairs	1,782,610	1,977,886	2,807,516	829,630	42%
Real Property	10,623,958	1,893,294	1,810,686	(82,608)	-4%
Visitor Services	7,311,654	11,147,331	10,601,777	(545,554)	-5%
Debt Service	14,171,263	16,756,163	16,311,938	(444,225)	-3%
<b>Total Midpen Budget</b>	<b>\$76,550,401</b>	<b>\$89,476,148</b>	<b>\$94,089,066</b>	<b>\$4,612,917</b>	<b>5%</b>

Note: Following the 2023 Financial and Operational Sustainability Study Refresh, a strategic organizational realignment occurred, splitting the Land & Facilities Department into two specialized entities. The Facilities and Fleet Department will centralize oversight of facilities maintenance, property management, fleet services and contract management to enhance operational efficiency. Simultaneously, the Land Stewardship and Trails Department will focus on the protection, restoration and maintenance of Midpen lands, ensuring public access aligns with ecological values and safety protocols. This restructuring aims to optimize resource allocation and strengthen the dedicated focus on both essential operational support and land stewardship.

## Staffing

### Financial and Operational Sustainability Model

After voter passage of Measure AA in 2014, Midpen embarked on a Financial and Operational Sustainability Model (FOSM) study to evaluate existing workflow processes, staff capacity, and organizational structure to support Measure AA-funded projects while continuing to carry out daily business in a financially prudent and sustainable manner.

The 2015 FOSM provided detailed staffing growth plans for the first five years, with broader projections out to 2045. Given the expansion of programmatic needs not envisioned in 2015, and a desire to refer to a new, detailed short-term growth plan, the board requested a refresh of the FOSM study in late 2021, which was then added to the Fiscal Year 2022-23 work plan.

The FOSM Refresh conducted in 2023 provides a modernized roadmap to guide future growth, including financially sustainable staffing recommendations for the next decade. The short-term “catch-up” period from FY24 to FY27 is projected at 32 FTE positions (including four FTE positions recommended by the Coastal Management Plan). A phased implementation approach for the “catch up” is planned through FY27. The total increase in staffing is projected at 92.75 full-time equivalent (FTE) positions.

### FY26 Staffing Update

The FY26 budget includes funding for twelve FTE positions compared to the FY25 modified FTE position count. This allocation includes nine new FTE positions at a pro-rated cost of \$1.2 million and the net-zero conversion of three limited term positions to FTE status. All twelve new FTE positions are based on the 2023 FOSM Refresh.

Seasonal employees are budgeted at an estimated 960 hours, which is equivalent to slightly less than one-half of an FTE position. The 14.3 FTE seasonal positions in FY26 consist of 21 seasonal open space technicians and 10 seasonal ranger aides, representing an increase of 4.7 FTE positions from the prior year based on visitation trends and operational realities. Seasonal ranger aides provide an enhanced presence at Midpen’s busiest preserves while seasonal open space technicians support the Wildland Fire Resiliency Program as well as routine maintenance throughout Midpen preserves.

The proposed FY26 staffing budget is consistent with the 2023 FOSM refresh and the Controller’s 30-year fiscal model to ensure long-term financial sustainability.

### Full-Time Equivalent Positions by Department

Department	FY22 Modified FTE	FY23 Adopted FTE	FY24 Modified FTE	FY25 Modified FTE	FY26 Proposed FTE	Change from FY25 Modified
Administrative Services Service Line	27.25	29.25	33.25	37.33	38.33	1.00
Engineering and Construction	7.50	7.50	9.50	9.50	9.50	0.00
Facilities and Fleet	0.00	0.00	0.00	0.00	12.00	12.00
General Counsel	4.00	4.00	4.00	4.00	4.00	0.00
General Manager	8.00	8.00	8.00	8.00	8.00	0.00
Land Stewardship and Trails (formerly Land and Facilities Services)	51.00	54.00	60.00	61.00	55.00	-6.00
Natural Resources	11.50	12.50	12.50	13.00	16.00	3.00
Planning	10.50	10.50	12.50	14.00	14.00	0.00
Public Affairs	7.00	7.00	7.00	7.00	9.00	2.00
Real Property	4.50	4.50	4.50	4.50	4.50	0.00
Visitor Services	42.00	44.00	46.00	48.00	48.00	0.00
<b>Subtotal FTE</b>	<b>173.25</b>	<b>181.25</b>	<b>197.25</b>	<b>206.33</b>	<b>218.33</b>	<b>12.00</b>
Seasonals (counted as FTEs)	10.20	10.20	11.40	9.60	14.30	4.70
<b>Total FTE</b>	<b>183.45</b>	<b>191.45</b>	<b>208.65</b>	<b>215.93</b>	<b>232.63</b>	<b>16.70</b>

## New Full-Time Equivalent Positions

### Administrative Services Service Line

#### Senior Technologist (one FTE)

Adding a Senior Technologist will significantly boost GIS operational efficiency by directly addressing current and future workload demands. Reporting to the GIS Program Administrator and supervising one GIS Technician, this position will provide crucial technical leadership, optimize database performance, ensure data integrity, and offer vital support and training to other IT staff and users. Moreover, this role will serve as a key technical advisor for enterprise application development and integration, streamlining processes across platforms and ensuring user needs are effectively met. This strategic addition strengthens the team's capacity to manage complex systems and implement new technologies seamlessly.

### Visitor and Field Services Service Line

#### Administrative Assistant (one FTE)

Providing responsible office, administrative, secretarial, and clerical support to the newly created Facilities and Fleet Department under general supervision, this role encompasses word processing, data entry and organization, permit issuance, invoice processing, record keeping, and report preparation. Responsibilities also include telephone and front desk reception, along with filing. The position involves providing information and assistance to the general public and performing related work as required, directly reporting to the Facilities & Fleet Department Manager.

#### Facilities Maintenance Specialist (one FTE)

Under the general supervision of the Facilities Supervisor, the Facilities Maintenance Specialist performs a variety of semi-skilled and skilled maintenance, repair, and improvement tasks on Midpen facilities, including the Administrative Offices, field offices (Foothills and Skyline), residential houses, and outposts. This role addresses an increasing maintenance demand, particularly significant at the administrative and field offices. The Facilities Maintenance Specialist will work within a small team consisting of the supervisor and one other specialist and may coordinate with external contractors to augment capacity due to increasing maintenance needs and logistical challenges related to facility distances and vehicle access. This position represents one of the three net-zero conversions from limited term to FTE status.

#### Fleet Services Specialist (one FTE)

Midpen currently lacks a dedicated fleet manager, with a management analyst overseeing only fleet maintenance contracts. This decentralized approach limits comprehensive fleet management, including acquisition, fuel management, sustainability, maintenance protocols, and policy adherence. Implementing a dedicated fleet manager is crucial for developing efficient systems and evaluating practices to maximize fleet utilization and control costs as the district expands. This position will report directly to the Facilities and Fleet Department Manager.

#### Management Analyst I/II (one FTE)

Under supervision and directly reporting to the Facilities and Fleet Department Manager and supporting the new Facilities and Fleet Department, this position will perform diverse analytical, administrative, budgetary, grant, human resources, and workflow duties supporting departmental projects. This position will analyze practices, recommend improvements, conduct studies, support departmental contracting, and manage special projects. The position will also develop and maintain records, foster interdepartmental cooperation, and liaise with external agencies. This role will include contract management support for the limited number of contracts managed by the Visitor and Field Services Department, acting as a liaison with the Procurement team.

#### Facilities and Fleet Manager (one FTE)

Under general direction of the Assistant General Manager for Visitor and Field Services, this position plans, organizes, and manages the new Facilities and Fleet Department. Responsibilities include fleet management, property management (rentals, leases, agricultural leases), construction, maintenance, and contract services for Midpen facilities and residences. The manager coordinates with other departments and external agencies, providing expert assistance and overseeing all related functions.

Note: This position received approval from the Board of Directors on January 22, 2025 in order to initiate the recruitment process before the end of FY25. FY25 salary savings will be used to cover any personnel costs associated with this position. The position is fully budgeted for in FY26.

#### Resource Management Specialist I/II (three FTEs)

The Grazing Program Resource Management Specialist I/II will support the multifaceted goals of the conservation grazing program and the heavy workload of existing property management staff. The role will monitor habitat health, conduct wildlife surveys and rangeland evaluations, and develop vegetation management plans. Responsibilities include assessing natural and cultural resources, managing resource databases, overseeing consultant contracts, ensuring tenant compliance, compiling reports, and providing technical information in support of the conservation grazing program, including the implementation of grazing support infrastructure such as new fencing, corrals, and water systems as well as brush management. This dedicated support is essential for the conservation grazing program's success and efficient resource management of grazing lands. This position will report to the Conservation Grazing Program Manager within the Facilities and Fleet Department.

The Water Resource Management Specialist I/II position is crucial for supporting Midpen's Coastal Service Plan and managing newly acquired coastal properties. This role provides essential expertise in reptiles, amphibians, and insects, vital for coastal land management and District-wide preserve health. The expansion of coastal preserves, with unique habitats and endangered species, necessitates this specialized expertise to address increased resource management demands identified in the Coastal Management Plan. This position reports to a Senior Resource Management Specialist within the Natural Resources Department and represents one of the three net-zero conversions from limited term to FTE status.

The Wildlife Resource Management Specialist I/II initially identified for the Coastal Service Plan, is crucial for ongoing water quality monitoring, including harmful algal blooms (HABs) which have exceeded state levels in recent years. This role also supports residential water quality monitoring for human health and safety. Converting this limited-term position to regular ensures these vital monitoring programs continue, fulfilling Midpen's obligations for coastal property management and public safety. This position will report to a Senior Resource Management Specialist within the Natural Resources Department and represents one of the three net-zero conversions from limited term to FTE status.

#### Resource Management Specialist III (one FTE)

The Wildlife Permitting Resource Management Specialist III position will share the responsibility for state and federal resource agency permitting across all Midpen departments, collaborating with the Water Resource Management Specialist III. Supervising Wildlife Program staff and coordinating permitting with Water Resources and Vegetation staff within the Natural Resources Department, this role centralizes the permitting function to streamline permit procurement and management. This addresses the current inefficient, decentralized project-level permitting and establishes a central point of contact with regulatory agencies and counties.

#### Public Affairs

##### Public Affairs Specialist I/II (two FTEs)

This Governmental Affairs Public Affairs Specialist I/II, reporting to the Governmental Affairs Program Manager, is crucial due to Midpen's expanding holdings and project growth, necessitating stronger partnerships with a large delegation and key stakeholders. The role will support Midpen's successful track record of pursuing mission-positive legislation and funding, especially given the changing state funding landscape and climate change impacts. This addition will also aid in succession planning for this vital program, engaging with numerous elected officials and jurisdictions to advance organizational priorities.

The Outreach Public Affairs Specialist I/II, reporting to a Public Affairs Specialist III, will focus on outreach and engagement, coordinating community events, and tailoring them to diverse audiences. The specialist will represent Midpen at events, build community partnerships, support the volunteer program, create digital outreach content, and manage the online store. This position strengthens Midpen's community presence and builds lasting relationships, demonstrating Midpen's commitment to engagement and supporting organizational priorities.

#### Limited Term Positions by Department

Department	FY22 Modified FTE	FY23 Adopted FTE	FY24 Modified FTE	FY25 Modified FTE	FY26 Proposed FTE	Change from FY25 Modified
Administrative Services Service Line	0	0	0	1	0	-1
General Manager	0	0	0	1	1	0
Land Stewardship and Trails (formerly Land and Facilities Services)	0	0	0	1	0	-1
Natural Resources	0	0	2	2	0	-2
Public Affairs	1	1	0	0	0	0
Real Property	0	0	1	1	1	0
<b>Total</b>	<b>1</b>	<b>1</b>	<b>3</b>	<b>6</b>	<b>2</b>	<b>-4</b>

## Intern Positions by Department

Department	FY22 Modified FTE	FY23 Adopted FTE	FY24 Modified FTE	FY25 Modified FTE	FY26 Proposed FTE	Change from FY25 Modified
Administrative Services Service Line	1	2	3	3	3	0
Engineering and Construction	0	0	1	2	2	0
General Manager	0	0	0	0	0	0
Natural Resources	2	2	2	3	3	0
Planning	2	2	2	2	2	0
Public Affairs	1	2	2	2	2	0
<b>Total</b>	<b>6</b>	<b>8</b>	<b>10</b>	<b>12</b>	<b>12</b>	<b>0</b>

## Internship Program

The FY26 budget includes funding for a total of 12 intern positions. Midpen's internship program serves as a valuable recruitment pipeline for entry-level positions and offers college students and recent graduates a unique learning experience within local government. The internship program effectively advances the agency's diversity, equity and inclusion (DEI) goals while providing crucial project and program-level support. Interns gain practical experience by collaborating with seasoned Midpen employees and contributing their skills to a variety of projects.

**Current Intern Roster (12)****Engineering and Construction Department (two interns)**

Under general direction, the Engineering and Construction intern supports professional-level engineering and construction project management activities, including the design and implementation of capital improvement and natural resource preservation and protection projects; coordinate project related assignments with other Midpen staff, outside consultants, contractors and regulatory agencies; assist with the construction bidding process; and perform related work as required.

**Human Resources Department (one intern)**

The HR intern gains valuable work experience and exposure to various HR functions and the public sector, including recruitment, selection and retention activities; onboarding and offboarding employees; staff training, staff development and recognition; research of employee benefits; HR metrics and demographics tracking, analysis and reporting; policy research; assistance with compensation studies; data entry into the Human Resources Information System and employee/customer service. Interns participate in the HR functions in the lifecycle of Midpen employees and provide a myriad of HR support. The interns receive feedback, coaching and practical experience needed to advance as a professional in Human Resources.

**Information Systems and Technology Department (two interns)**

The IST intern is exposed to government information technology. They gain applicable experience to prepare them for an IT Technician job. This intern also participates in new cybersecurity projects, software integration and provide hands-on helpdesk support. In addition, they are exposed to contracting and overall IT management processes.

The GIS Intern gains experience in cartography, data collection/management, web/software support, and customer service by performing entry level GIS services that support Midpen operations and projects. The GIS Intern supports the GIS mapping and data entry needs of Vision Plan and Measure AA projects and of field-related programs, including the tracking of fuel and vegetation treatment related to the Wildland Fire Resiliency and Integrated Pest Management Programs.

**Natural Resources Department (three interns)**

The Wildlife Biology Intern assists with essential projects and programs like the wildlife camera program, the mountain lion collaring project, and wildlife monitoring to support capital and routine work. The intern also assists with reviewing and preparing permits for outside researchers. Training is provided in a variety of wildlife identification and field survey techniques as well as desktop review of wildlife imagery, data entry and management.

The Conservation Biology Intern assists with essential projects and programs like the Conservation Grazing Program, Mitigation and Monitoring Programs, and capital improvement projects as a biological monitor. In addition, the intern assists with the Request for Qualifications and Proposals and/or Requests for Bids process as needed. Training is provided in a variety of natural resource identification and field survey techniques.

The Water Resources Intern assists with essential projects and programs like the Water Quality Monitoring Program, Climate Program, and capital improvement projects. The intern supports interagency collaboration in watershed and fisheries protection programs by leading or assisting with field surveys, hydrological instrument deployment and maintenance, and other data collection. In addition, the intern assists with reviewing reports, Request for Qualifications and Proposals, and Requests for Bids process as needed.

### **Planning (two interns)**

Planning interns are trained to conduct data collection/entry and site verification and photo documentation in the field (50% - 60%), assisting Midpen Planners and GIS staff with critical projects such as the Trail Information Project and Historic Resources Library/Database. The Planning Interns also work on a broad range of duties, responsibilities and assignments balancing field work, online research and analysis, the application of computer and GIS skills, and support public meetings to round out their exposure to Planning.

### **Public Affairs (two interns)**

Interns are engaged with supporting outreach and event planning; editorial planning; digital content management; and public/media relations planning. Interns learn and practice project management skills; strategic content creation; and public engagement strategies. The summer/fall and winter/spring interns work on a wide variety of assignments and projects, including research and writing for publications; creating social media posts and campaigns; creating and updating website content; drafting, proofreading and production of various informational materials; and special projects. The winter/spring Public Affairs intern may also support governmental relations projects.

### **Compensation and Benefits**

Salaries and benefits account for 44% of the total budget. This category includes all personnel-related costs. Midpen's board-adopted Classification and Compensation Plan outlines all position titles, step range number (6-59), and salary ranges, and is available on the organization's website. Midpen has two represented groups: Midpeninsula Regional Open Space District Field Employees Association and the Midpeninsula Rangers Peace Officers Association. The remaining unrepresented employees are Office, Supervisory and Management Employees.

Midpen contracts with the California Public Employee's Retirement System for retirement pension benefits. Midpen's retirement formulas are 2.5% @ age 55 for "Classic" members and 2% @ age 62 for "New" members. Staff may participate in optional deferred compensation plans.

Midpen provides health insurance coverage to all its full-time employees and their dependents. The health insurance program is administered by CalPERS where a variety of medical plans are available for employee selection. There is also a cash-in-lieu benefit for those who opt out of a medical plan. Additional health benefits include full dental insurance coverage for employees and their eligible dependents (Delta Dental), including 60% orthodontia coverage, and full vision insurance for employees and their dependents (VSP). Midpen pays \$400 per month toward CalPERS retiree medical, which is above the PEMHCA minimum amount of \$151 per month (a lifetime benefit).

Other insurances provided include Life, AD&D, Long Term Disability, supplemental life, SDI, paid family leave and workers' compensation. Additional benefits include a Midpen-paid employee assistance program, vacation starting at 15 days per year, three days of personal leave per year, administrative leave (if eligible), 12 paid holidays (13 for FEA and POA employees) and up to 12 days of sick leave per year. Optional benefits that staff may take advantage of include flexible spending plans, commuter incentive program, tuition reimbursement programs and supplemental life insurance. In addition, Midpen is a strong advocate for training and provides numerous opportunities for employees throughout the year.

## Hawthorns Fund

Hawthorns, a 79-acre historic estate named for the flowering hawthorn bushes that once lined its boundary, is one of the last remaining islands of open space in residential Portola Valley. The Hawthorns Fund was established in 2011 with a \$2 million endowment from the Woods Family Trust to provide stewardship funding for the Hawthorns property in perpetuity.

Since 2011, staff have been working to restore native grasslands, improve community wildland fire safety and protect historic features on the property. Expenses for maintenance efforts to mitigate the deterioration of structures and to maintain defensible space, as required by the Woodside Fire Protection District, are included in the operating budget.

In June 2023, Hawthorns Area Public Access Working Group was officially formed to collaborate with Midpen staff, Midpen ward stakeholders, and elected official liaisons on a plan to introduce ecologically sensitive public access to the site in a manner consistent with Midpen vision and goals. In March 2025, the Board of Directors approved the working group's public access recommendations. The complete Hawthorns Area Plan with the full span of use and management recommendations for ecologically sensitive public access, as well as natural resource protection, cultural resource protection, land management, and operations will be developed in the next phase of work and brought back to the Board for consideration prior to the initiation of environmental review.

In July 2024, Board of Directors approved an Interim Stabilization and Debris Removal Plan for the Hawthorns Historic Complex as recommended by the Hawthorns Historic Complex Ad Hoc Committee. The Plan identifies interim stabilization measures for primary structures and the removal and cleanup of secondary accessory structures and debris while the District deliberates on the long-term plan for the Complex. Half of the currently planned improvements will be funded by the endowment and the other half will be covered by Fund 40 – General Fund Capital. The Fund 20 – Hawthorns Fund contribution is planned for FY26.

The endowment fund balance at the end of FY26 is projected to be \$0.6 million.

### Hawthorns – Projected Cash Balance

Hawthorns: Endowment Fund	Interest Income	Expenditures	Total Cash Balance
Hawthorns Fund Original Endowment			\$2,018,445
Actual: FY12 through FY18	\$68,962	(\$586,801)	1,500,606
FY19 Actual	63,321	(30,888)	1,533,039
FY20 Actual	66,906	(12,838)	1,587,107
FY21 Actual	5,704	(23,186)	1,569,625
FY22 Actual	(57,960)	(14,439)	1,497,222
FY23 Actual	13,047	(46)	1,510,223
FY24 Actual	74,710	(8,996)	1,575,938
FY25 Estimated Actual	64,000	(113,000)	1,526,938
FY26 Projected	62,000	(967,200)	621,738
<b>Projected Ending Balance</b>			<b>\$621,738</b>

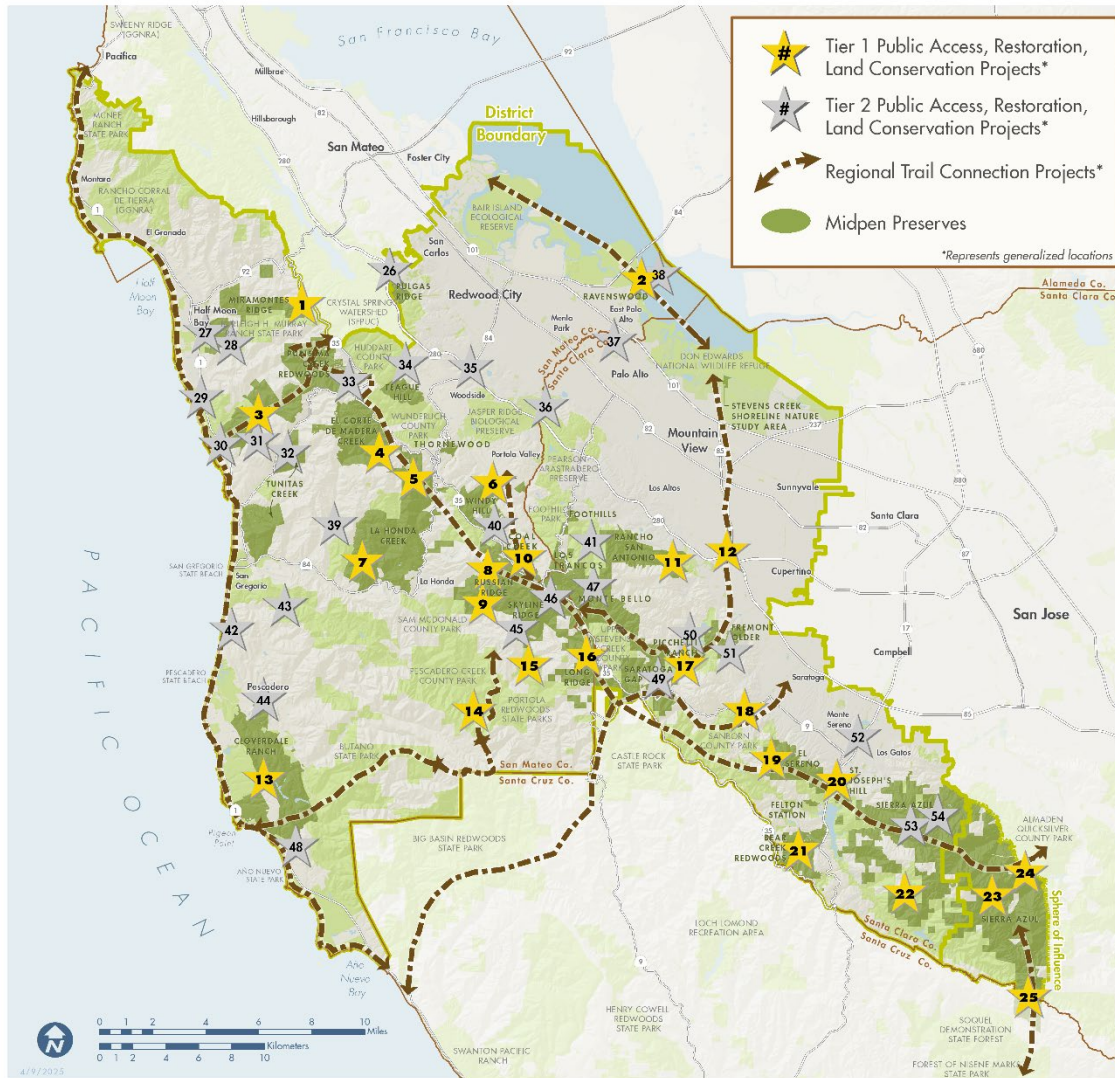


## Vision Plan

The MAA expenditure plan with 25 priority actions and project portfolios were the culmination of a vision planning effort that began in 2012. The public portion of this visioning process spanned 18 months to define Midpen's strategic direction for the following 40 years. In total, the vision plan yielded 54 priority actions that aim to achieve the five Vision Plan Goals listed below.

The 54 priority actions portfolios identified in the Vision Plan are separated into two tiers. Many of the capital projects identified in the top 25 priority actions (Tier 1) were subsequently incorporated into the Measure AA ballot initiative (see Measure AA Projects Budget Overview). Priority actions 26-54 (Tier 2) are to be completed as time and resources allow.

The map below identifies the location of both Tier 1 and Tier 2 priority actions, followed by a list of Tier 2 action locations and names.



### Vision Plan Goals

- 1. Outdoor Recreation and Healthy Living:** Provide accessible open space lands for recreation and outdoor exercise in nature.
- 2. Cultural and Scenic Landscape Preservation:** Conserve the area's scenery and rich history; provide places for escape and quiet enjoyment.
- 3. Healthy Nature:** Take care of the land, air, water and soil so that plants and animals thrive and people can receive nature's benefits.
- 4. Connecting with Nature and Each Other:** Provide opportunities for people to learn about and appreciate the natural environment and to connect with nature and each other.
- 5. Viable Working Lands:** Provide viable working lands that reflect our agricultural heritage and provide food and jobs.

## Tier 2 Vision Plan Priority Actions

Portfolio	Location and Name
26	Pulgas Ridge: Regional and Neighborhood Trail Extensions
27	Miramontes Ridge/Purisima Creek Redwoods: Coastside Environmental Education Partnerships
28	Miramontes Ridge/Purisima Creek Redwoods: Mills Creek /Arroyo Leon Watershed Protection, Stream Restoration, and Regional Trail Connections
29	Regional: Advocate to Protect Coastal Vistas of North San Mateo County Coast
30	Regional: Support California Coastal Trail
31	Miramontes Ridge/Purisima Creek Redwoods: Fire Management and Risk Reduction
32	Tunitas Creek: Additional Watershed Preservation and Conservation Grazing
33	Purisima Creek Redwoods: Parking and Repair Projects
34	Teague Hill: West Union Creek Watershed Restoration Partnership
35	Peninsula and South Bay Cities: Major Roadway Signage
36	Regional: Collaborate to Restore San Francisquito Creek Fish Habitat
37	Peninsula and South Bay Cities: San Francisquito Creek Restoration Partnership
38	Ravenswood: Cooley Landing Nature Center Partnership
39	La Honda Creek/El Corte de Madera Creek: San Gregorio Watershed and Agriculture Preservation Projects
40	Regional: San Andreas Fault Interpretive Trail Program
41	Rancho San Antonio: Hidden Villa Access and Preservation Projects
42	Regional: Advocate to Protect Coastal Vistas of South San Mateo County Coast
43	Lower Pomponio Creek: Watershed Preservation and Conservation Grazing
44	Lower Pescadero Creek: Watershed Preservation and Conservation Grazing
45	Skyline Subregion: Fire Management and Forest Restoration Projects
46	Skyline Ridge: Education Facilities, Trails, and Wildlife Conservation Projects
47	Monte Bello: Campfire Talks and Habitat Projects
48	Gazos Creek Watershed: Redwood Preservation, Long-distance Trails, Fish Habitat Improvements
49	Saratoga Gap: Stevens Canyon Ranch Family Food Education Projects
50	Picchetti Ranch: Family Nature Play Program
51	Fremont Older: Historic Woodhills Restoration and Overall Parking Improvements
52	Peninsula and South Bay Cities: Los Gatos Creek Trail Connections
53	Sierra Azul: Expand Access in the Kennedy-Limekiln Area
54	Sierra Azul: Fire Management

Midpen's Vision Plan Report and appendices can be found online at:  
[openspace.org/what-we-do/our-vision](https://openspace.org/what-we-do/our-vision)

FUNDED BY

**MEASURE AA**

2014 OPEN SPACE BOND

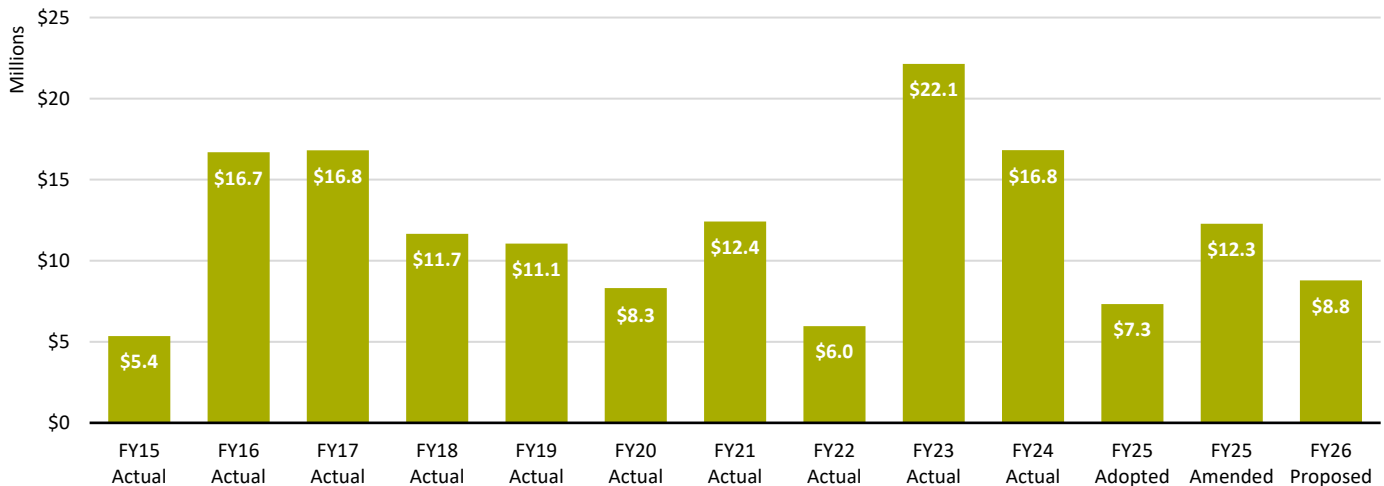
## Measure AA

In June 2014, more than two-thirds of voters residing within Midpen boundaries voted “yes” on Measure AA. Passage of this ballot measure is allowing Midpen to sell up to \$300 million in general obligation bonds over 30 years, “to improve access to hiking and biking opportunities; protect and preserve redwood forests, natural open spaces, critical wildlife habitat and the scenic beauty of our region and coastline; restore creeks to protect water quality; and reduce forest fire risk.”

As of June 30, 2025, Midpen has spent an estimated \$113 million toward these goals, tracking well with the expenditure plan. Information on current Measure AA accomplishments can be found in the Measure AA Bond Annual Accountability Report. This MAA accountability report is arranged in parallel with that expenditure plan to facilitate review.

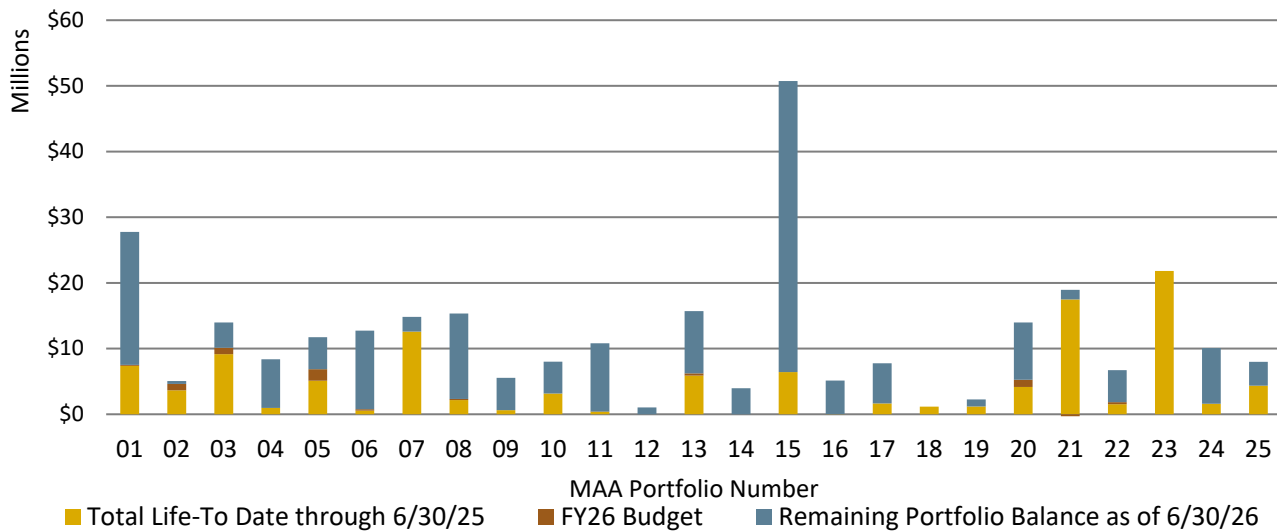
The proposed FY26 budget brings the total estimated Measure AA expenditures to \$117.6 million (the \$8.8 million proposed budget is offset by approximately \$4.3M in grants). On the following pages, the tables and graphs illustrate expenditures relative to portfolio allocation, including life-to-date estimate as of June 30, 2025, the amounts budgeted for FY26, and the amount remaining for each portfolio (net of grants awarded unless otherwise noted).

### Measure AA Expenditures by Fiscal Year



Total expenditures are not net of grants awarded.

### Measure AA Expenditures by Portfolio



## Measure AA Projects Budget Overview

Tier 1 Vision Plan Priority Actions

MA A#	Measure AA Portfolio	Expenditure Plan* (Updated 2023)	Total Life-To-Date Estimate thru 6/30/25	FY26 Proposed	Balance Remaining	% Spent
01	Miramontes Ridge: Gateway to the Coast Public Access, Stream Restoration and Agriculture Enhancement	\$27,774,000	\$7,386,809	\$130,128	\$20,257,063	27.1%
02	Regional: Bayfront Habitat Protection and Public Access Partnership	5,052,000	3,651,665	978,139	422,196	91.6%
03	Purisima Creek Redwoods: Purisima-to-Sea Trail, Watershed Protection and Conservation Grazing	13,965,920	9,164,823	969,482	3,831,615	72.6%
04	El Corte de Madera Creek: Bike Trail and Water Quality Projects	8,376,000	966,168	0	7,409,832	11.5%
05	La Honda Creek: Upper Area Recreation, Habitat Restoration and Conservation Grazing Projects	11,733,000	5,101,591	1,770,811	4,860,598	58.6%
06	Windy Hill: Trail Improvements, Preservation and Hawthorns Area Historic Partnership	12,740,000	546,634	230,000	11,963,366	6.1%
07	La Honda Creek: Driscoll Ranch Public Access, Endangered Wildlife Protection and Conservation Grazing	14,825,000	12,588,908	0	2,236,092	84.9%
08	La Honda Creek/Russian Ridge: Preservation of Upper San Gregorio Watershed and Ridge Trail	15,347,000	2,153,910	177,000	13,016,090	15.2%
09	Russian Ridge: Public Recreation, Grazing and Wildlife Protection Projects	5,560,000	628,202	0	4,931,798	11.3%
10	Coal Creek: Reopen Alpine Road for Trail Use	8,017,000	3,171,835	0	4,845,165	39.6%
11	Rancho San Antonio: Interpretive Improvements, Refurbishing, and Transit Solutions	10,811,000	409,605	10,000	10,391,395	3.9%
12	Peninsula/South Bay Cities: Partner to Complete Middle Stevens Creek Trail	1,038,000	0	0	1,038,000	0.0%
13	Cloverdale Ranch: Wildlife Protection, Grazing and Trail Connections	15,712,000	5,890,252	328,500	9,493,248	39.6%
14	Regional: Trail Connections and Campgrounds	3,966,000	0	0	3,966,000	0.0%
15	Regional: Redwoods Protection and Salmon Fishery Conservation	50,728,000	6,419,837	0	44,308,163	12.7%
16	Long Ridge: Trail, Conservation and Habitat Restoration Projects (Saratoga)	5,140,000	6,202	0	5,133,798	0.1%
17	Regional: Complete Upper Stevens Creek Trail	7,760,000	1,646,442	0	6,113,558	21.2%
18	South Bay Foothills: Saratoga-to-Sea Trail and Wildlife Corridor	1,164,189	1,164,187	0	2	100.0%
19	El Sereno: Dog Trails and Connections	2,254,000	1,198,187	0	1,055,813	53.2%
20	South Bay Foothills: Wildlife Passage and Ridge Trail Improvements	13,966,000	4,151,439	1,096,518	8,718,043	37.6%
21	Bear Creek Redwoods: Public Recreation and Interpretive Projects	17,478,000	17,477,316	(1,478,151)	1,478,835	91.5%
22	Sierra Azul: Cathedral Oaks Public Access and Conservation Projects	6,714,000	1,538,223	301,536	4,874,241	27.4%
23	Sierra Azul: Mount Umunhum Public Access and Interpretive Projects	21,814,891	21,814,891	0	0	100.0%
24	Sierra Azul: Rancho de Guadalupe Family Recreation	10,078,000	1,591,996	0	8,486,004	15.8%
25	Sierra Azul: Loma Prieta Area Public Access, Regional Trails and Habitat Projects	7,986,000	4,358,668	0	3,627,332	54.6%
	<b>TOTAL MAA Bond</b>	<b>\$300,000,000</b>	<b>\$113,027,790</b>	<b>\$4,513,963</b>	<b>\$182,458,247</b>	<b>39.2%</b>

Note: Total life-to-date estimates and proposed expenditures are net of grants awarded.

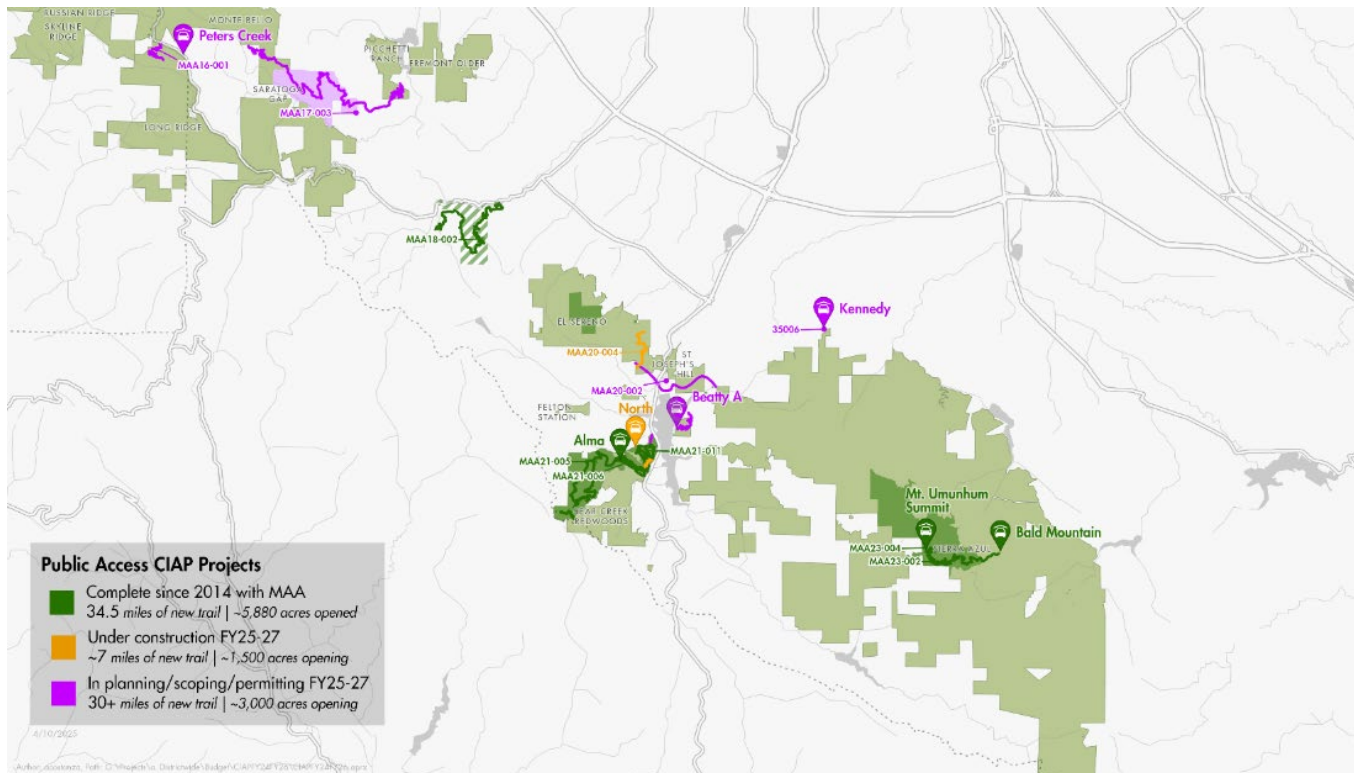
\*In June 2023, the board of directors approved the closure of completed Portfolios 18 and 23 and reallocated the combined \$6.4 million remainder to Portfolio 03.



**Public Access CIAP Projects**

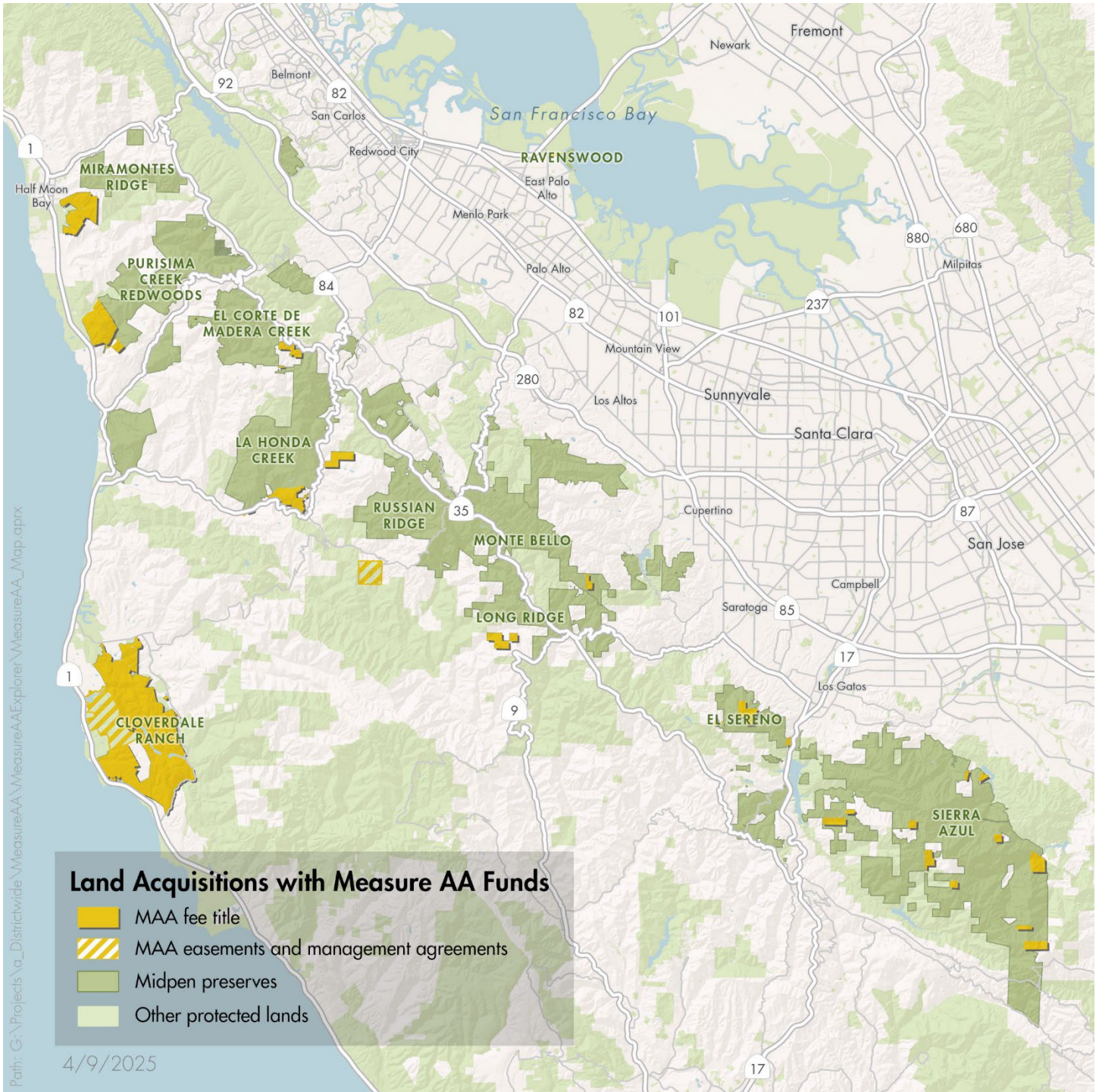
- Complete since 2014 with MAA  
34.5 miles of new trail | ~5,880 acres opened
- Under construction FY25-27  
~7 miles of new trail | ~1,500 acres opening
- In planning/scoping/permitting FY25-27  
30+ miles of new trail | ~3,000 acres opening

Map labels include: Johnston Ranch, North Ridge, Verde Road, El Corte de Madera, Hawthorns A, Hawthorns B, Sears Ranch Road, Event Center, Mindego, Rancho San Antonio, and various hills and creeks.



May 1, 2025  
Page 19





## Debt Service

### Legal Debt Limit

The legal debt limit for Midpen is based on Section 5568 of the California Public Resources Code, which states that for the purpose of acquiring land or other property, and for constructing or completing any capital improvements, Midpen may incur an indebtedness not to exceed 15% of the assessed valuation of property situated within Midpen boundaries. As of June 30, 2025, the assessed value of all property within Midpen's jurisdictional boundaries totaled \$382.051 billion, resulting in a legal debt limit of \$57.308 billion. As of June 30, 2025, Midpen's outstanding debt remained well below this amount at \$189 million.

In 2017 and 2018, both Standard & Poor's and Fitch Ratings awarded AAA ratings to Midpen's new 2017 Green Bonds Refunding, the 2017 Parity Bonds, and the 2018 General Obligation Bonds. All of Midpen's Refunding Promissory Notes and Bonds remain at AAA as of April 2023 with Stable Outlook.

### Outstanding Debt Obligations

As of June 30, 2025, Midpen had the following outstanding debt obligations:

Type of Debt	Maturity Actual	Interest Rate	Authorized and Issued	Outstanding as of June 30, 2025
2012 Refunding Promissory Notes*	2034	3% to 5.44%	\$31,264,707	\$6,580,601
2015 Refunding Promissory Notes	2035	2% to 5%	23,630,000	14,705,000
2016 Green Bonds Refunding	2039	3% to 5%	57,410,000	27,755,000
2017 Green Bonds Refunding	2038	3% to 5%	25,025,000	25,025,000
<b>General Fund</b>			<b>137,329,707</b>	<b>74,065,601</b>
2015 General Obligation Bonds	2046	1.5% to 5%	45,000,000	36,600,000
2018 General Obligation Bonds	2049	2% to 5%	50,000,000	42,030,000
2024 General Obligation Bonds	2054	5%	37,430,000	36,290,000
<b>Measure AA Fund</b>			<b>132,430,000</b>	<b>114,920,000</b>
<b>Total Debt</b>			<b>\$269,759,707</b>	<b>\$188,985,601</b>

\* The 2024 - 2029 and 2035 - 2042 maturities of the 2012 Revenue Bonds were refunded through Midpen's 2017 Green Bonds Refunding.

### General Fund Bond

#### 2012 Revenue Refunding Bonds

On January 19, 2012, Midpen advance refunded \$34.7 million in 1999 Lease Revenue Bonds by issuing \$34.265 million in promissory notes. The notes are a blend of current interest and capital appreciation notes maturing through 2042. The net proceeds of \$33.396 million were used to purchase U.S. government securities, which were deposited in an irrevocable trust with an escrow agent to provide for all future debt service payments on the 1999 Series Bonds. As a result, the 1999 Series bonds are considered to be defeased and the liability for those bonds has been removed from the long-term debt in the financial statements.

#### 2015 Refunding Promissory Notes (2004 Project Lease)

On January 22, 2015, Midpen refunded \$31.9 million of the Financing Authority's 2004 Revenue Bonds by issuing \$23.63 million in promissory notes. The net proceeds of \$30.9 million, together with \$2.3 million of funds related to the 2004 Revenue Bonds, were used to purchase U.S. government securities. Those securities were deposited in an irrevocable trust with an escrow agent to redeem the 2004 Revenue Bonds in full on March 1, 2015.

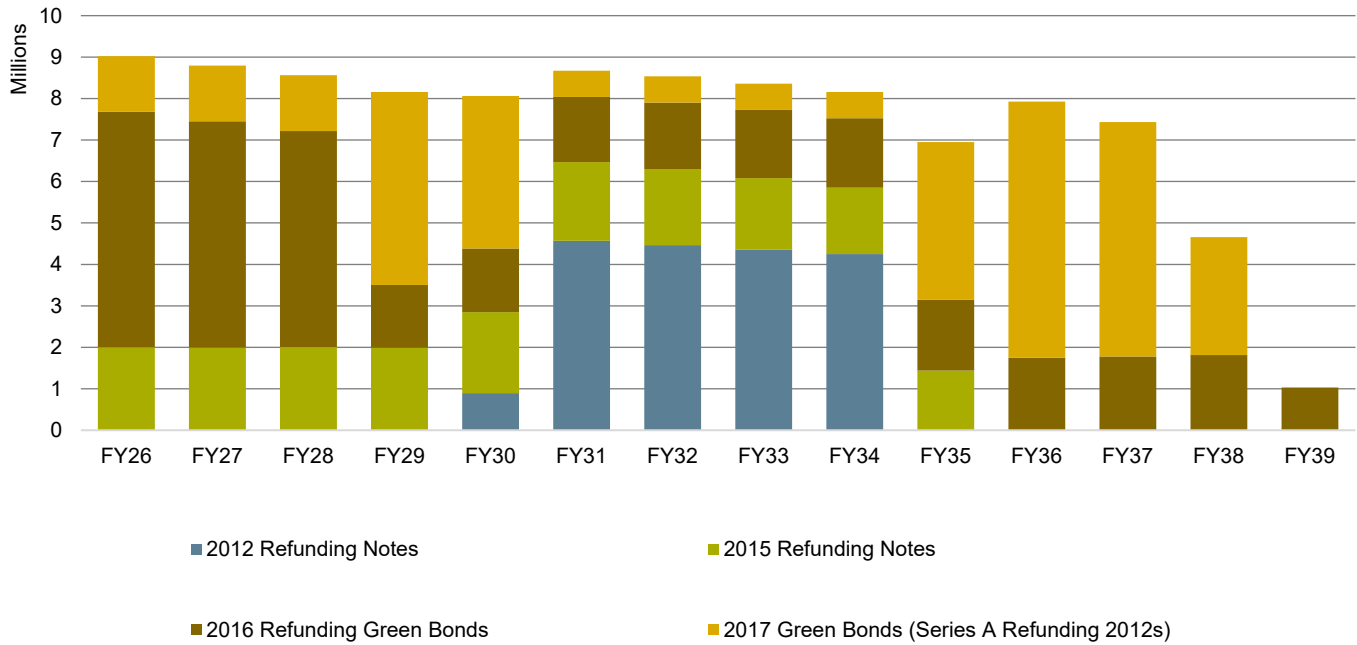
#### 2016 Green Bonds Refunding

On September 22, 2016, Midpen refunded \$44.1 million of the Financing Authority's 2007 Series A Revenue Refunding Bonds and advance refunded \$19.1 million of the Financing Authority's 2011 Revenue Bonds by issuing \$57.4 million in Green Bonds Refunding. The net proceeds of \$24.0 million were deposited in an irrevocable trust with an escrow agent to redeem the 2011 Revenue Bonds in full on September 1, 2021.

#### 2017 Green Bonds Refunding (Series A)

On December 13, 2017, Midpen advance refunded \$11.6 million of the 2012 Revenue Bonds Current Interest Notes and \$8.9 million of the 2012 Revenue Bonds Capital Appreciation Notes by issuing \$25.025 million in Green Bonds Refunding. The net proceeds of \$28.3 million were deposited in an irrevocable trust with an escrow agent to redeem the 2012 Revenue Bonds in full on September 1, 2022.

## General Fund Annual Debt Service



## Five-Year General Fund Debt Payment Projection

Type of Debt	FY26	FY27	FY28	FY29	FY30
2012 Refunding Notes	\$0	\$0	\$0	\$0	\$895,000
2015 Refunding Notes	2,002,750	1,996,250	2,006,250	1,992,750	1,951,875
2016 Green Bonds Refunding	5,678,075	5,457,200	5,211,700	1,510,825	1,537,200
2017 Green Bonds Refunding (Series A Refunding 2012s)	1,343,950	1,342,075	1,344,325	4,655,700	3,676,950
<b>Total</b>	<b>9,024,775</b>	<b>8,795,525</b>	<b>8,562,275</b>	<b>8,159,275</b>	<b>8,061,025</b>
Total General Fund Principal	6,145,000	6,225,000	6,305,000	6,215,000	5,887,418
Total General Fund Interest	2,879,775	2,570,525	2,257,275	1,944,275	2,173,607
<b>Grand Total</b>	<b>\$9,024,775</b>	<b>\$8,795,525</b>	<b>\$8,562,275</b>	<b>\$8,159,275</b>	<b>\$8,061,025</b>

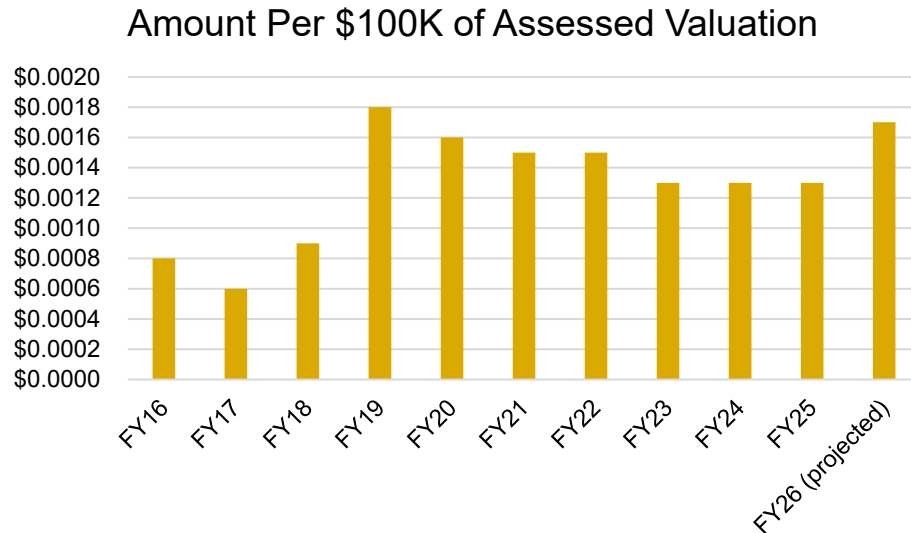


## MAA Bond Fund

### MAA Tax Levy

Debt service payments on the MAA Bonds are paid through ad valorem taxes on all taxable property within Midpen boundaries. Midpen receives property tax revenue from Santa Clara and San Mateo counties. The counties are responsible for assessing, collecting and distributing property taxes in accordance with state law. Each year, the levy is calculated based on the assessed value and the debt service amount that Midpen needs to collect. For FY26, the ad valorem property tax levy is projected at \$0.0017 per \$100 or \$1.7 per \$100,000 in assessed value.

The evolution of the tax levy is as follows:



The following bond issuances are payable from ad valorem taxes pursuant to an election of registered voters of Midpen held on June 3, 2014, which approved MAA to authorize the issuance of up to \$300 million principal amount of general obligation bonds.

#### 2015 General Obligation Bonds (Series 2015A and 2015B)

On August 13, 2015, Midpen issued \$40 million of tax-exempt general obligation bonds (Series 2015A) and \$5 million of taxable general obligation bonds (Series 2015B).

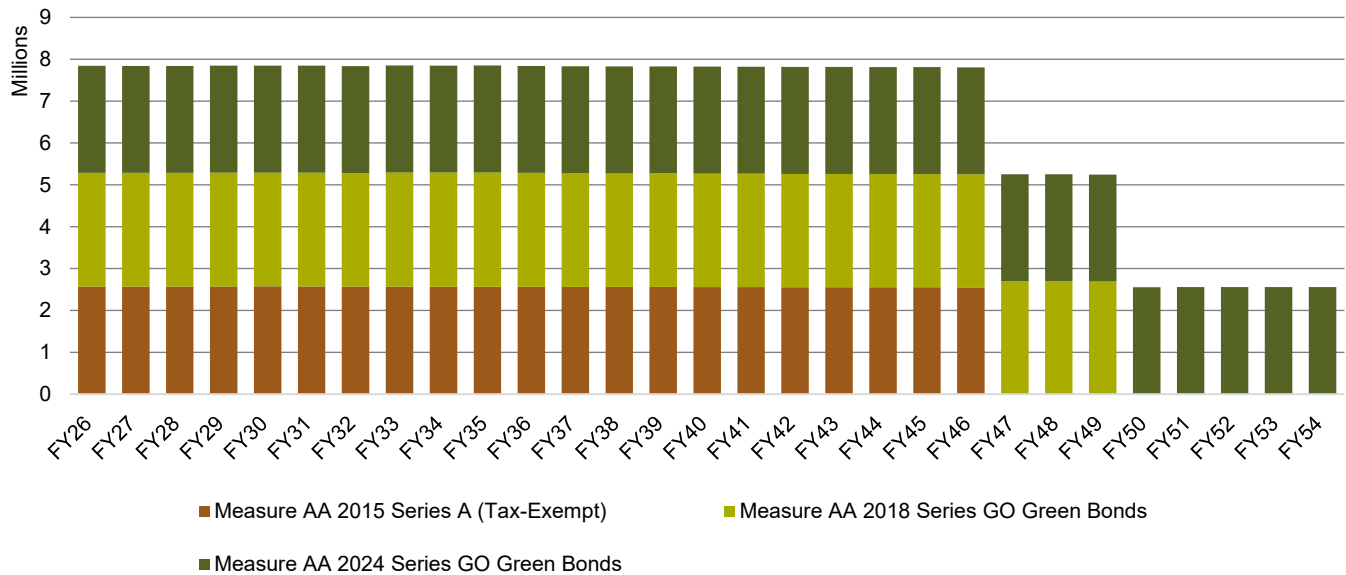
#### 2018 General Obligation Bonds (Series GO Green Bonds)

On February 14, 2018, Midpen issued an additional \$50 million of tax-exempt general obligation Green Bonds.

#### 2024 General Obligation Bonds (Series GO Green Bonds)

In the summer of 2024, Midpen will issue an additional \$37.4 million of tax-exempt general obligation Green Bonds.

## MAA Annual Debt Service



## Five-Year Measure AA Debt Payment Projection

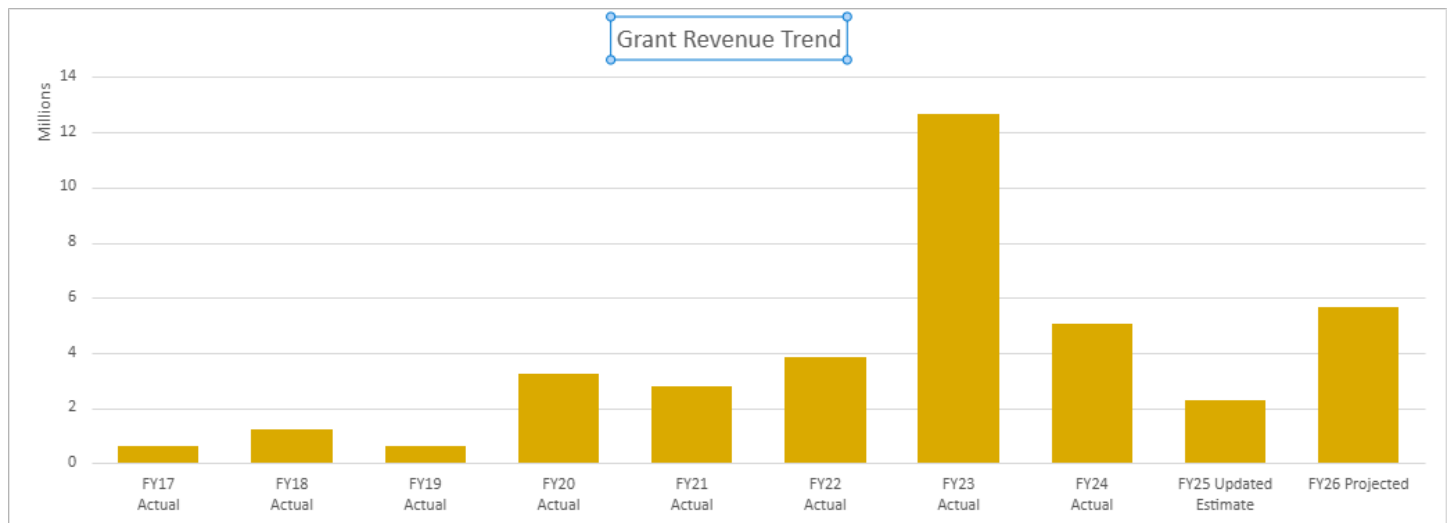
	FY26	FY27	FY28	FY29	FY30
Measure AA 2015 Series A (Tax-Exempt)	\$2,567,913	\$2,569,913	\$2,568,913	\$2,571,463	\$2,576,375
Measure AA 2018 Series GO Green Bonds	2,720,600	2,717,350	2,716,475	2,717,725	2,715,975
Measure AA 2024 Series GO Green Bonds	1,998,650	2,228,900	2,232,650	2,229,650	2,230,150
<b>Total</b>	<b>7,287,163</b>	<b>7,516,163</b>	<b>7,518,038</b>	<b>7,518,838</b>	<b>7,522,500</b>
Total Measure AA Principal	2,765,000	2,905,000	3,055,000	3,205,000	3,355,000
Total Measure AA Interest	4,522,163	4,611,163	4,463,038	4,313,838	4,167,500
<b>Grand Total</b>	<b>\$7,287,163</b>	<b>\$7,516,163</b>	<b>\$7,518,038</b>	<b>\$7,518,838</b>	<b>\$7,522,500</b>

## Grants Program

Midpen recognizes that achieving its mission requires collaboration and strategic partnerships. The ambitious goals outlined in the Vision Plan necessitate working closely with the conservation community to broaden its impact and effectively leverage existing revenue sources. These resources are critical to supporting Vision Plan project priorities, including those funded by Measure AA by addressing funding gaps—such as the difference between original Measure AA benchmark cost estimates and current-day costs.

To address these needs, Midpen established a formal Grants Program in early 2017. This program is designed to increase grant revenue, deepen relationships with external partners, and enhance the collective impact of the conservation community. Its primary objective is to secure additional funding to advance Vision Plan priorities, fulfill Measure AA obligations, and collaborate with partner organizations to address community needs and emerging trends effectively.

Moving forward, Midpen remains committed to strengthening the capacity of its Grants Program by working collaboratively with partners and strategically aligning grant opportunities with its mission. The program will continue to refine its goals in response to evolving challenges and opportunities, build institutional knowledge about grants among staff, and maximize grant funding to support Midpen's long-term objectives and priorities.



Note: FY23 Actuals include \$9.9 million for the large 5,100-acre Cloverdale Ranch acquisition, including \$9.4 million from the California Department of Parks and Recreation, and \$0.5 million from San Mateo County.

### Grants Program Revenue Projections

Grant Status	FY26	FY27	FY28
Executed Grant Agreements	5,684,121	3,340,500	TBD
Application In Progress/Selected for Award*	280,000		
<b>Grand Total</b>	<b>\$5,964,121</b>	<b>\$3,340,500</b>	<b>\$0</b>

\* Several initiatives are not included in the proposed budget as they are still in the early stages of grant acquisition, or the total funding amounts have yet to be determined. Midpen anticipates potential additional congressionally-earmarked funding. While Midpen has been selected for award and continues to seek funding from the Federal Emergency Management Agency (FEMA) and the California Office of Emergency Services (Cal OES) for extensive damage caused by the 2022-23 winter storms, these projections have been omitted due to the current uncertainty surrounding federal government programs.

### 2023 Winter Storm Damage Repair Projects

In early 2023, a series of strong winter storms struck the region and many Midpen preserves and trails sustained significant damage. Cleanup efforts began immediately, and by early spring, crews had removed more than 1,500 trees brought down by high winds, unclogged more than 100 culverts and cleared dozens of landslides. Work remains to repair access to roads and trails that were severely washed out and damaged. Hard hit areas will take some time to reopen safely to complete construction repair plans, conduct a public bid, and award the construction repair contract. Overall, the storms caused at least \$8 million in damages. The FY24 and FY25 Budgets and Action Plans included a large focus on the extensive storm-damage repair projects, several of which continue into FY26 and beyond and may receive up to \$5.8 million in funding from the Federal Emergency Management Agency (FEMA) and the California Office of Emergency Services (Cal OES).

Due to cost considerations, the initial 22 projects submitted to FEMA have been consolidated to 17. Of these, 11 have received FEMA obligation (funding amount approved). The remaining six projects are pending obligation and are under FEMA review, with approvals anticipated by late spring 2025. Midpen anticipates obligating all projects by this timeframe and has submitted or will submit extension requests for projects exceeding the original FEMA completion deadline of July 14, 2024. Funded projects have a final completion deadline of January 2027.

Midpen staff have remained agile, quickly absorbing an understanding FEMA and Cal OES requirements for declared disaster grants. This experience puts Midpen in a better position for future opportunities to work with FEMA and Cal OES.

The table below summarizes proposed expenses for the remaining storm damage repair projects that are anticipated to receive FEMA funding by fiscal year. This table does not include projects completed in prior fiscal years.

Project Number	Project Name	FY26	FY27	FY28	3-Year Total
35033	Miramontes Ridge - Madonna Creek Dam Repair	\$460,000			\$460,000
35035	Purisima Creek Trail (Trail and Vehicle Access)	860,000	1,627,000	1,695,000	4,182,000
61050	Purisima Creek Redwoods - Purisima Ponds	62,000	310,000		372,000
61051	Skyline Ridge Road Repair at Big Dipper Inholding	50,000			50,000
<b>Grand Total</b>		<b>\$1,432,000</b>	<b>\$1,937,000</b>	<b>\$1,695,000</b>	<b>\$5,064,000</b>

## Grantmaking Program

As part of Midpen's effort to build deep relationships with diverse partners, Midpen expanded its Grantmaking Program, which provides modest grants through a competitive process to partners working on projects that align with Midpen's mission.

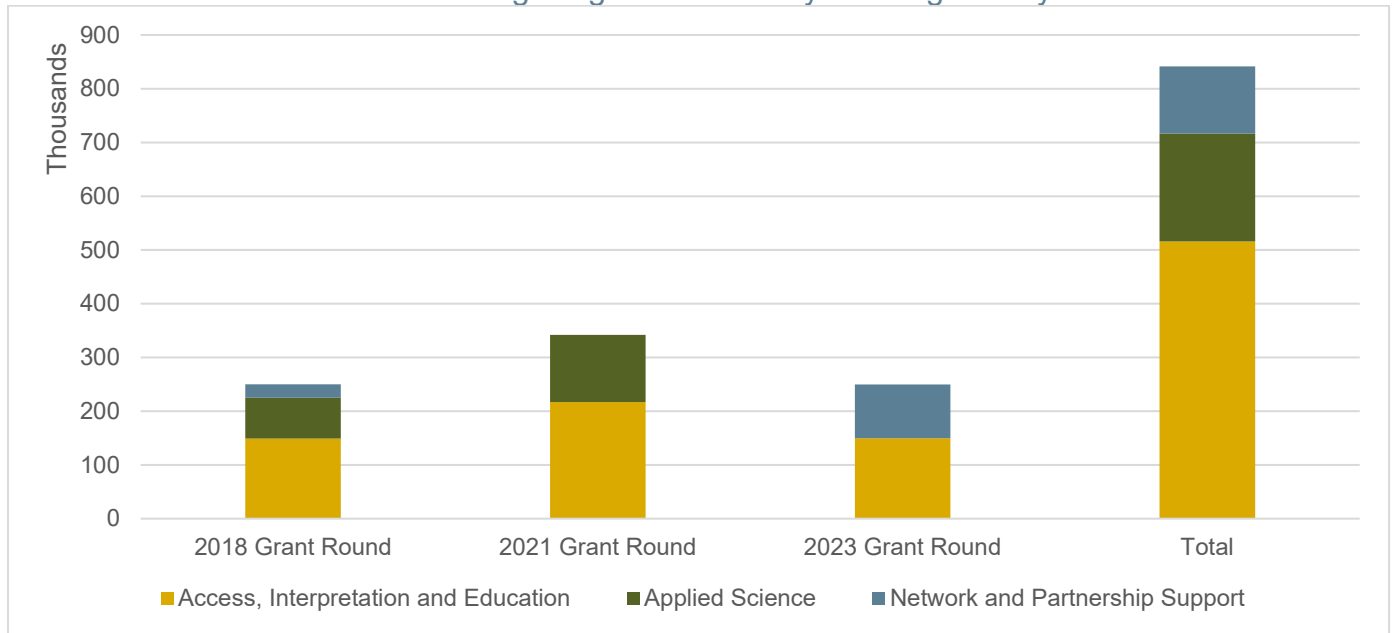
The Grantmaking Program's purpose is to advance Midpen's mission by supporting projects that promote conservation, strengthen the capacity of public, academic and nonprofit institutions within the conservation field, and build and fortify partnerships that facilitate our mission.

Grantmaking Program funding is available for projects that support one or more of the following funding priorities:

1. *Access, Interpretation and Education* funding is dedicated to promoting equitable access to open space, providing opportunities for nature study, environmental stewardship, and outdoor engagement, offering nature-based education and interpretive experiences, and fostering understanding and appreciation of natural systems.
2. *Applied Science* funding is reserved for projects that advance scientific understanding of natural processes, ensure sound resource stewardship, and strengthen partnerships with academic institutions.
3. *Network and Partnership Support* funding seeks to cultivate, sustain, and grow conservation networks, foster partnerships to address long-term conservation challenges and maintain an engaged partnership community.

In 2023, Midpen funded five partner agencies totaling \$249,769 in grant funding. In 2018, Midpen funded seven partner agencies totaling \$249,940 in grant awards. In 2021, Midpen funded 10 partner agencies totaling \$341,977 in grant funding. Details are provided below.

Grantmaking Program Awards by Funding Priority



Priority Funding Area	2018 Grant Round	2021 Grant Round	2023 Grant Round	Total
Access, Interpretation and Education	\$149,025	\$217,013	\$149,769	\$515,807
Applied Science	\$75,915	\$124,964	\$0	\$200,879
Network and Partnership Support	\$25,000	\$0	\$100,000	\$125,000
<b>Total</b>	<b>\$249,940</b>	<b>\$341,977</b>	<b>\$249,769</b>	<b>\$841,686</b>

## General Fund Balance

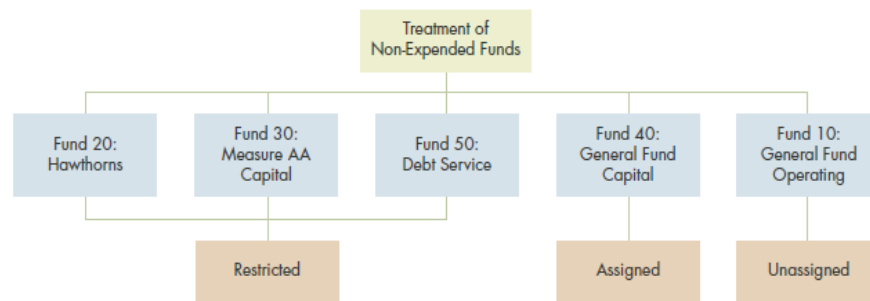
Within governmental funds, equity is reported as fund balance. Funds 10 (General Fund) and 20 (Hawthorns Fund) are presented in Midpen's audited financial statements as the General Fund. Fund 20 Hawthorns Fund is called out separately in the Budget and Action Plan for clarity and tracking. The five separate components of the fund balance are outlined in the table below.

### Projected General Fund Balance

	FY21 Actual	FY22 Actual	FY23 Actual	FY24 Actual	FY25 Budget Projected	FY26 Budget
Nonspendable	\$291,297	\$839,609	\$1,131,316	\$1,550,308	\$1,550,308	\$1,550,308
Restricted	8,051,946	8,348,599	11,006,412	14,176,440	14,127,440	13,222,240
Committed	40,587,084	36,985,087	51,625,087	61,047,008	64,047,008	69,397,008
Assigned	2,891,390	1,266,474	1,266,474	2,891,390	2,891,390	2,891,390
Unassigned	17,973,643	19,263,060	22,226,904	25,149,031	25,561,565	25,645,384
<b>Total Fund Balance</b>	<b>\$69,619,147</b>	<b>\$66,702,829</b>	<b>\$87,256,193</b>	<b>\$104,814,177</b>	<b>\$108,226,711</b>	<b>\$112,706,329</b>
Min. Unassigned Fund Balance*	\$17,133,100	\$17,547,300	\$20,712,700	\$23,130,000	\$23,772,300	\$24,568,000

\*Calculated as 30% of annual Fund 10 revenues (includes property tax, grants, interest income, rental income and miscellaneous).

### Treatment of Non-Expended Funds Flowchart



## Change in Fund Balance

The change in fund balance represents the annual difference between revenues and expenditures in a given fiscal year period. Midpen maintains a balanced budget by ensuring operating revenues meet or exceed operating expenses, capital expenses and debt service. Projections for fund balance changes rely on the prior year's estimated ending balances, as audited financials are unavailable at the time of budget development.

### Projected Change in Fund Balance

	Fund 10 General Fund Operating	Fund 20 Hawthorns	Fund 30 MAA Capital	Fund 40 General Fund Capital	Fund 50 Debt Service	Total
<b>FY24 Audited Fund Balance</b>	<b>\$103,238,239</b>	<b>\$1,575,938</b>	<b>\$0</b>	<b>\$0</b>	<b>\$4,803,059</b>	<b>\$109,617,236</b>
Change in Fund Balance	3,412,534	(49,000)	15,952,059	0	2,354,487	21,670,080
<b>FY25 Projected Balance</b>	<b>\$106,650,773</b>	<b>\$1,526,938</b>	<b>\$15,952,059</b>	<b>\$0</b>	<b>\$7,157,546</b>	<b>\$131,287,316</b>
Change in Fund Balance	5,433,818	(905,200)	0	0	232,837	4,761,455
<b>FY26 Projected Balance</b>	<b>\$112,084,592</b>	<b>\$621,738</b>	<b>\$15,952,059</b>	<b>\$0</b>	<b>\$7,390,383</b>	<b>\$136,048,771</b>

## Long-Range Financial Planning

### Intentions and Assumptions

This five-year financial plan projects revenues and expenditures, testing the financial resiliency of Midpen. Annual revenues are based on the Controller's conservative revenue projections. Property taxes are expected to grow at 4% each year.

Expenditures include salaries and benefits, inflated at 5% per year beginning in FY27 and the inclusion of additional FTEs per year at various salary ranges, which is a conservative assumption for modeling purposes while noting that actual FTE requests fluctuate each year. Additional annual expenditures include services and supplies inflated at 6% per year, capital expenditures in the General Fund and MAA Fund at 2.5% per year, land acquisition in the General Fund at 2% per year and known one-time expenditures in the General Fund. A new bond issuance is expected in FY28 for Measure AA projects.

### Conclusions

Beginning FY26 cash balances, estimated at a total of \$131.3 million, and future projected revenues are adequate to cover projected debt service, operating expenses, capital expenditures and reserve requirements. Ending FY30 cash balances are estimated at a total of \$170.7 million. Midpen's long-term financial projections indicate that the proposed FY26 budget is balanced, sustainable and aligned with Midpen's long-term plans and objectives.

Long-Range Financial Plan (in thousands)	FY24 Actuals	FY25 Projected	FY26 Budget	FY27 Projected	FY28 Projected	FY29 Projected	FY30 Projected
<b>Fund balance beginning</b>	<b>\$99,910</b>	<b>\$109,617</b>	<b>\$131,287</b>	<b>\$136,049</b>	<b>\$137,066</b>	<b>\$165,115</b>	<b>\$168,377</b>
<b>Revenue</b>							
Property Taxes	72,304	78,101	82,010	85,287	91,351	94,578	97,933
Grant Income	5,044	2,291	5,684	3,341	0	0	0
Interest Income	5,228	4,623	4,937	4,986	5,036	5,086	5,137
Rental Income	1,537	1,988	1,988	2,008	2,028	2,048	2,068
Other Revenues	1,744	1,624	528	100	100	100	100
One-Time Revenues	0	0	0	0	0	0	0
<b>Total Revenues</b>	<b>85,857</b>	<b>88,627</b>	<b>95,147</b>	<b>95,722</b>	<b>98,515</b>	<b>101,812</b>	<b>105,238</b>
<b>Other Funding Sources</b>							
Use of Bond Proceeds	3,543	10,739	3,704	20,709	14,355	12,182	9,302
New Bond Proceeds & Debt Service Premiums	0	37,430	0	0	55,000	0	0
Transfers In / (Out)	(3,402)	1,450	0		8,100	10,667	10,667
<b>Total Other Funding Sources</b>	<b>141</b>	<b>28,141</b>	<b>3,704</b>	<b>20,709</b>	<b>77,455</b>	<b>22,849</b>	<b>19,969</b>
<b>Grand Total: Revenues &amp; Other Funding Sources</b>	<b>85,998</b>	<b>116,768</b>	<b>98,851</b>	<b>116,430</b>	<b>175,970</b>	<b>124,661</b>	<b>125,207</b>
<b>Expenses</b>							
<b>General Fund, Hawthorns &amp; GF Capital (10, 20 &amp; 40)</b>							
Salaries and Benefits	30,965	37,342	41,220	42,857	45,000	47,250	49,613
Salaries and Benefits (four additional FTEs per year)	0	0	0	750	1,576	2,482	3,475
<i>Total Salaries and Benefits</i>	<i>30,965</i>	<i>37,342</i>	<i>41,220</i>	<i>43,607</i>	<i>46,576</i>	<i>49,732</i>	<i>53,088</i>
Services and Supplies	11,490	13,358	14,828	15,717	16,660	17,660	18,720
General Fund Capital Outlay	2,903	11,717	12,293	18,000	44,846	14,000	14,350
General Fund Land Acquisition	204	5,954	652	250	255	260	265
Other One-Time Expenditures	0	0	0	0	8,100	10,667	10,667
<b>General Fund, Hawthorns &amp; GF Capital Total</b>	<b>45,562</b>	<b>68,370</b>	<b>68,992</b>	<b>77,575</b>	<b>116,437</b>	<b>92,319</b>	<b>97,090</b>
<b>Measure AA Fund (30)</b>							
Measure AA Funded Capital Outlay	7,574	5,492	8,645	18,527	12,173	10,000	7,120
Measure AA Land Acquisition	9,243	6,793	140	3,000	3,000	3,000	3,000
<b>Measure AA Fund Total</b>	<b>16,817</b>	<b>12,285</b>	<b>8,785</b>	<b>21,527</b>	<b>15,173</b>	<b>13,000</b>	<b>10,120</b>
<b>Debt Service Fund (50)</b>							
Debt Service	14,171	14,442	16,312	16,312	16,312	16,080	15,678
<b>Total Expenses</b>	<b>\$76,550</b>	<b>\$95,098</b>	<b>\$94,089</b>	<b>\$115,413</b>	<b>\$147,921</b>	<b>\$121,399</b>	<b>\$122,888</b>
<b>Net changes in fund balance</b>	<b>\$9,448</b>	<b>\$21,670</b>	<b>\$4,761</b>	<b>\$1,017</b>	<b>\$28,049</b>	<b>\$3,262</b>	<b>\$2,319</b>
<b>Fund Balance Ending</b>							
<i>General Fund</i>	<i>\$103,335</i>	<i>\$106,651</i>	<i>\$110,085</i>	<i>\$110,664</i>	<i>\$81,339</i>	<i>\$82,225</i>	<i>\$82,166</i>
<i>Hawthorns Endowment Fund</i>	<i>1,479</i>	<i>1,527</i>	<i>622</i>	<i>547</i>	<i>472</i>	<i>397</i>	<i>322</i>
<i>Measure AA Capital Projects Fund (Bond Proceeds)</i>	<i>0</i>	<i>15,952</i>	<i>15,952</i>	<i>17,934</i>	<i>72,116</i>	<i>71,298</i>	<i>70,480</i>
<i>Debt Service Fund</i>	<i>4,803</i>	<i>7,158</i>	<i>7,390</i>	<i>7,921</i>	<i>11,188</i>	<i>14,457</i>	<i>17,728</i>
<b>Fund balance ending</b>	<b>\$109,617</b>	<b>\$131,287</b>	<b>\$136,049</b>	<b>\$137,066</b>	<b>\$165,115</b>	<b>\$168,377</b>	<b>\$170,696</b>



## Climate Program

### Climate Program Overview

The board of directors adopted a Climate Change Policy in October 2018 to chart a course for climate action in three areas: reducing greenhouse gas (GHG) emissions from agency operations, managing carbon sequestration and storage on Midpen lands, and building adaptive capacity and resilience to climate impacts. The policy and accompanying Climate Action Plan identify goals for reducing GHG emissions as follows: 20% below 2016 baseline by 2022, 40% by 2030 and 80% by 2050. Efforts thus far have focused on GHG reductions, and Midpen has made significant progress in that sector: the inventory of 2022 emissions showed reductions of 30% from the 2016 baseline. Because of this success, in FY26 the Climate Program will continue GHG reduction actions while placing additional emphasis on monitoring and pilot projects needed to increase the scale and impact of Midpen's adaptation and resilience efforts.

### GHG Reduction

GHG reduction actions in FY26 will continue to focus on fleet and facilities: implementing the fleet transition and EV infrastructure plan to transition away from fossil fuel reliant vehicles, support the charging needs of an increasingly electrified fleet, and improve the energy efficiency of the District's tenant residences. To track progress towards the Climate Policy goals, staff conduct a GHG inventory every two years to measure emissions and assess change over time. The next inventory will assess emissions from calendar year 2024 and will be completed in summer or fall of 2025. The Climate Action Plan and past greenhouse gas inventory reports can be found on Midpen's website at [openspace.org/climate](https://openspace.org/climate).

### Carbon Sequestration and Storage

A 5-year study to investigate the impacts of biochar applied to grassland soils will begin to inform its possible future use within Rancho San Antonio, and implementation of the Bluebrush Ranch Carbon Farming Plan at Purisima Creek Redwoods will begin in partnership with the San Mateo Resource Conservation District. Carbon monitoring for the La Honda Forest Health Project and other ongoing forest health work under the Wildland Fire Resiliency Program continues to expand our understanding of preserves' carbon sequestration and storage capacity and improve the fire resilience of woodland habitats to protect the carbon stored on the landscape and its stability as a carbon sink. Improved understanding of carbon sequestration and storage is critical to scope future resilience work.

### Adaptation and Resilience

Midpen is working with a consultant and an interdepartmental project team to develop a Climate Resilience Plan. The Plan will set goals, describe actions, and provide decision-making tools and frameworks that will guide future capital projects and programs to increase the adaptive capacity and resilience of Midpen lands, operations, and personnel.

Below is a breakdown of the various efforts and associated budgets to implement Climate Program Actions in FY26:

### FY26 Climate Program Implementation Actions

Climate Program Item	Budget	Lead Department(s)
<b>GHG Reduction</b>		
Continue incentives for commuting via carpool, public transit, bike, or walking	\$10,000	Administrative Services
Purchase two electric trucks and one hybrid truck for Visitor Services operations.	\$150,000	Facilities & Fleet
Purchase carbon offsets for business flights	\$1,000	Natural Resources
Make Title 24 energy efficiency improvements to 10 tenant residences	\$209,000	Facilities & Fleet
Install additional EV charging infrastructure	\$131,500	Facilities & Fleet, Engineering & Construction
Expand and encourage telecommuting (IT support for continued hybrid work)	\$0*	Information Systems and Technology
<b>Carbon Sequestration and Storage</b>		
Implement carbon sequestration projects identified in carbon farming plan	\$20,000	Natural Resources
Baseline data collection for study of biochar impacts to grasslands	\$25,000	Natural Resources
Collect carbon sequestration and storage baseline data to monitor carbon accumulation at La Honda Creek redwood forest treatment sites.	\$25,000	Natural Resources
<b>Resilience and Adaptation</b>		
Develop agency-wide Adaptation and Resilience Plan	\$35,000	Natural Resources

\*Staff time only: Midpen recognizes staff time as an indirect cost of implementing the Climate Action Plan actions.

## Delivering on Midpen's Mission

### Agriculture

Midpen has been working on the San Mateo County Coastside since 2004 to protect open space, to restore the natural environment and to preserve working lands and rural character. Learn more about our work on the coast [here](#). Our unique mission on the coast is:

*"To acquire and preserve in perpetuity open space land and agricultural land of regional significance, protect and restore the natural environment, preserve rural character, encourage viable agricultural use of land resources, and provide opportunities for ecologically sensitive public enjoyment and education."*

To date, Midpen has protected more than 19,000 acres of natural and agricultural lands on the coast, including more than 10,000 acres in conservation grazing leases through our [Conservation Grazing Program](#); and some row crops, including seven acres of cut flowers in Purisima Creek Redwoods Preserve, 33 acres of hay in Miramontes Ridge Preserve, a historic chestnut orchard and Christmas tree farm in Skyline Ridge Preserve.

### Wildland Fire Resiliency

Wildland fire prevention, preparation and response are part of Midpen's ongoing land stewardship. We reduce wildland fire severity and risk in our region by managing vegetation in the preserves with a focus on ecological health and wildland fire resilience, in alignment with our mission and policies.

In 2021, our new Wildland Fire Resiliency Program was approved, allowing us to proactively increase our ecologically sensitive vegetation management approximately six-fold (600%) over ten years.

Before new projects begin, biologists and archeologists conduct surveys to identify and protect sensitive plants, animals and cultural sites. Non-native and invasive plants are prioritized for removal over more fire-adapted native plant species.

#### Wildland Fire Resiliency Program

The Wildland Fire Resiliency Program has four main elements:

- **Vegetation Management Plan**  
Expanding environmentally sensitive vegetation management into new areas of our preserves for ecological health and public safety.
- **Preserve Maps to Assist Fire Agencies (Pre-plan and Resource Advisor maps)**  
Updated and expanded preserve maps provide critical information to fire agencies responding to wildland fire events, including water sources, roads and gates and sensitive natural and cultural resources.
- **Monitoring Plan**  
Collecting scientific data and monitoring to ensure the program is adaptable and meeting our goals.
- **Prescribed Fire Plan**  
Reintroducing prescribed fire to Midpen's land management toolbox in 2024, in partnership with Cal Fire.

#### Ongoing Wildland Fire Prevention and Response

Though wildland fires seldom start in Midpen preserves, our staff work year-round to prevent, prepare for and respond to fire by:

- Maintaining hundreds of miles of **fuel breaks** and **fire roads** throughout our preserves, some of which are used as **emergency ingress and egress routes** for neighbors.
- Annually training Midpen field staff as fire **first responders**
- Outfitting ranger trucks with **water pumpers** during fire season
- Reducing vegetation using **conservation grazing** on more than 6,500 acres on the San Mateo County Coast
- Enforcing **regulations** against smoking, fires and guns in the preserves

#### Partners

Midpen staff work cooperatively with neighbors, fire agencies and regional fire safe councils on fire prevention and preparedness efforts. The Midpen board of directors has identified this work as an objective within the strategic goal of protecting the positive environmental values of open space land.

Local fire departments (such as Palo Alto, Woodside Fire Protection District, and Santa Clara County), and the California Department of Forestry and Fire Protection (Cal Fire) are the agencies in our region that are responsible for fire suppression. Cal Fire's role is supplemented by statewide mutual aid agreements for large wildland fire events.

## Diversity, Equity and Inclusion

At Midpen, we believe open space is for all. Public lands are shared spaces provided for the community by the community. Everyone, regardless of background, mental or physical ability, where you come from, what language you speak, how you identify, with whom you associate, is welcome in the public open space preserves Midpen holds in trust for us all.

### Accessibility in Open Space

Midpen is committed to programmatically making Midpen facilities, programs, services, information, employment and meaningful work opportunities accessible and usable by all people. Several Midpen preserves have easy-access trails that may accommodate wheelchairs, strollers, walkers and anyone desiring a less strenuous open space experience. Visitors with mobility disabilities may use a wheelchair any place visitors are allowed. Midpen also allows, per the ADA, the use of Other Power-Driven Mobility Devices (OPDMD) for persons with mobility disabilities. In accordance with the ADA, Midpen accommodates service dogs in preserves wherever we allow public access.

### Partnerships

Our region is dynamic and full of ideas, innovation and a strong commitment to environmental protection. Together, local governments and organizations work to promote a regional environmental protection vision that creates a legacy of tangible and lasting value and enhances our collective quality of life. Midpen collaborates with a diverse array of public agencies, non-profits and other organizations to further our mission to preserve, protect and restore open space lands and provide meaningful and ecologically sensitive opportunities to explore natural landscapes for all members of our community.

### Grantmaking

Midpen's Grantmaking Program supports organizations and projects that further understanding and protection of our natural world, build the capacity of the conservation field and facilitate access to the outdoors or promote interpretation and education opportunities for the public. The grantmaking process is guided by an emphasis on investments that reflect a regional focus and provide avenues for partnership, both with Midpen as well as other regional organizations and individuals.

### Mapping Demographics

Midpen's Geographic Information Systems (GIS) team has built various interactive dashboards to explore demographics and disadvantaged communities in California to reveal and discover meaningful trends on a census tract level and identify local communities that face the greatest economic, health or environmental burdens. The **Disadvantaged Communities**

**Explorer** compares different definitions of "disadvantaged communities," and which communities meet the criteria to inform decision-making processes by highlighting communities in need of federal, state, and local investments. The **California Demographics Data Explorer** centralizes demographic data like age, race and income to further inform decision making.

### Careers

Midpen is an equal opportunity employer and does not discriminate on the basis of background nor identity, including but not limited to race, color, age, gender, religion, national or ethnic origin, ancestry, gender identity or expression, sexual orientation or marital, veteran or disability status. As our public lands are shared spaces provided for the community by the community, we endeavor to have a workforce as diverse as the people we serve. Applicants with disabilities may request reasonable accommodation by contacting [hr@openspace.org](mailto:hr@openspace.org) or 650-691-1200.

### Midpen's DEI Committee

Beyond our public open space lands, Midpen is committed to fostering a diverse, equitable and inclusive environment in our workplace. In June 2020, in the midst of a reckoning with the nation's racial, social and systemic injustices, two staff DEI teams were formed, one focused on hiring and recruitment, the other on community outreach and partnerships. Each team proposed six strategies which were **presented to the Board in December 2021**. In July 2022, the current DEI staff committee was formed to help implement the recommendations and new DEI initiatives to further Midpen's DEI goals and priorities into the future. The current committee is comprised of 3 subcommittees: Culture & Engagement, Outreach, and Recruitment.

Since its formation, Midpen's DEI Committee has worked towards several key accomplishments:

- Internships have increased 66% since fiscal year 2022 with DEI goals incorporated into the internship brochure to encourage diverse applicant pools.
- The Midpen board of directors issued a **proclamation** recognizing June as Pride Month.
- Midpen's Grantmaking Program has made strides in supporting DEI initiatives, adding the option for language translations to encourage diverse proposals and opportunities for tribal groups.
- Establishment of expanded DEI partnerships, including a Native American Relations Team to address tribal relations and partnerships.

In 2024, a staff survey was issued to solicit input on internal and external DEI areas of enhancement. Building off of this DEI assessment, the following strategic priorities have been identified for implementation in FY26.

- **Cultivate a Strong Inclusive Internal Culture as the Foundation for Promoting Inclusive Community Engagement:** Define core cultural values and embed them into daily operations, leadership behaviors, and organizational systems, strengthening the foundation for inclusive community outreach and engagement.
- **Evolve Performance Management Systems:** Assess and refine performance review processes to ensure fairness, clarity, and alignment with established goals.

- **Enhance Data and Insights:**  
Improve the quality and utility of data through intentional survey and data collection design and methodologies.
- **Strengthen Communication Frameworks:**  
Enhance communication models to support transparency, alignment, and trust across all levels internally as well as externally with different communities.
- **Expand DEI and Feedback Training Across the Organization:**  
Continue to deliver inclusive feedback-driven communication and DEI trainings to foster a culture of equity and continuous improvement.
- **Strengthen Engagement and Connection:**  
Increase engagement both internally and externally through thoughtfully designed events, celebratory/recognition programs, and community-building/team-building initiatives.
- **Career Pathway Development:**  
Begin the design of clear, equitable career pathways to support growth, retention, and succession planning as well as broaden the reach of recruitments.
- **Create and Share Compensation Philosophy Resources:**  
Develop and distribute resources that explain the organization's compensation philosophy to promote transparency and trust.

## Budget Process

### Budget Development

Midpen's annual budget development process begins in December each year. At an annual public retreat, the board reviews and updates Midpen's Strategic Plan based on the findings of an environmental scan with input from department managers and reviews the prior year's accomplishments. Staff then begins capacity planning for ongoing projects and proposed new projects. In March, the board holds a second public retreat with executive management and department managers to establish priorities for the upcoming fiscal year and provide staff with strategic direction regarding the CIAP.

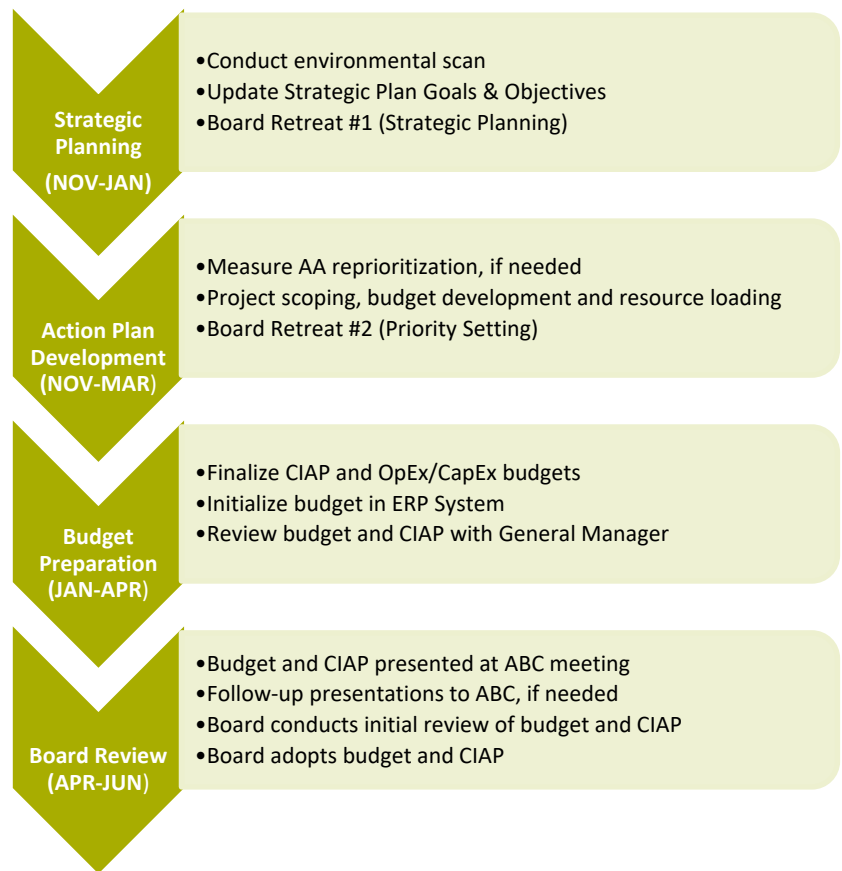
Following the second board retreat in March, Midpen staff review and update the draft CIAP to ensure feasibility given available resources. Departments begin developing the annual CIAP in January/February in accordance with board priorities, and budgets are developed in March. The individual department budgets and CIAPs are consolidated in March/April and reviewed by executive management before being presented to the Action Plan and Budget Committee in May. The board conducts its initial review and public hearing of the proposed Annual Budget and Action Plan in late May and formally adopts it in early June.

Please note that Midpen currently does not utilize allocated costs. Allocated costs are expenses that cannot be directly traced to a single product, department, or service but must be shared across multiple departments. Examples include utilities, rent, IT support, and general administrative costs. This may change in the future and thus would be noted when a change occurs.

In March 2025, the board affirmed the proposed FY26-FY28 CIAP. The General Manager has seen conducted a second review of staff capacity and resource allocation and made the following recent changes:

- VP06-004 - Hawthorns Structures Stabilization/Repairs
  - Shifted \$850,000 in FY26 construction budget from Fund 40 to Fund 20 to utilize part of the Hawthorns endowment fund for the improvements
- Added General Fund Capital - Fund 40 allocation for several Measure AA portfolios that are projected to be over allocated starting in FY27 or beyond to fill the gap, including:
  - Portfolio 2: Regional — Bayfront Habitat Protection and Public Access Partnerships
  - Portfolio 3: Purisima Creek Redwoods — Purisima-to-the-Sea Trail, Watershed Protection and Conservation Grazing
  - Portfolio 5: La Honda Creek—Upper Area Recreation, Habitat Restoration and Conservation Grazing Projects
  - Portfolio 20: South Bay Foothills — Wildlife Passage and Ridge Trail Improvements
  - Portfolio 21: Bear Creek Redwoods — Public Recreation and Interpretive Projects
- MAA11-005 Rancho San Antonio Permanent Carpool Parking Implementation
  - Shifted all budgets out by a year to allow staff time to coordinate with the County on consideration of a new Rancho San Antonio Management Agreement and the terms for implementing a carpool lot on County land.
- Shifted some construction budget from FY28 to future years to ensure sufficient time for design and engineering for the following projects:
  - 31914 Skyline Field Office Renovation
  - 35006 Kennedy Trailhead Parking Area Improvement
  - 35044 Coastal Area Office Build Out
  - MAA22-004 Beatty Parking Area and Trail Connections

In addition to holding public retreats and meetings, Midpen puts together public advisory committees as needed to incorporate community input for topics of high interest. Examples include the Community Advisory Committee that helped develop the Vision Plan



and the La Honda Public Access Working Group that worked with staff on the La Honda Parking and Trailhead Access Feasibility Study. In FY24, Midpen worked with a new Hawthorns Public Access Working Group to develop recommendations for public access that consider natural and cultural resources protections, operational and management constraints, existing conditions, and stakeholder input.

## Budget Management

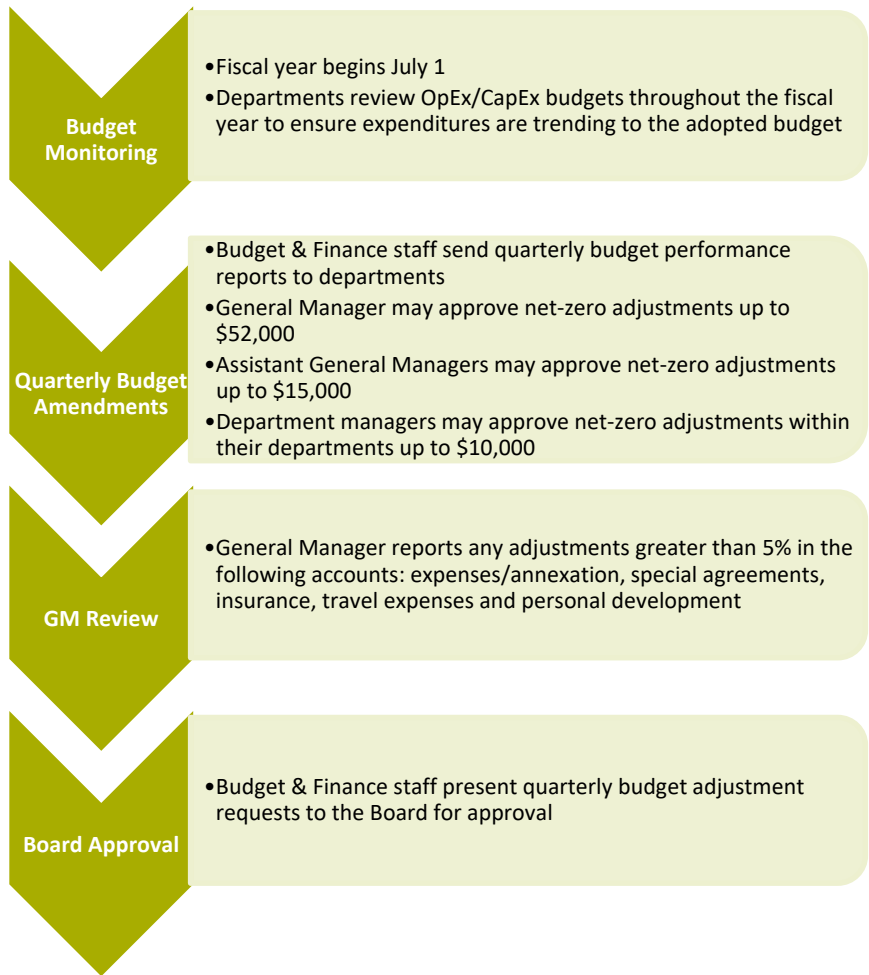
Midpen's Board of Directors adopts an annual operating budget for the organization by major fund on or before June 30 for the ensuing fiscal period. The board may amend the budget by resolution during the fiscal period. The legal level of control, the level at which expenditures may not legally exceed the budget, is at the category level.

Midpen uses three methods of amending the budget throughout the year: (1) at the quarterly re-forecast, (2) ad hoc for property purchases or time-sensitive expenditure adjustments, and (3) a net zero adjustment within a fund and expense category.

1. After the end of the first, second, and third quarters, department managers and project managers provide a re-forecast report for all non-personnel related expenditures. Based on the aggregated re-forecast reports, a consolidated budget adjustment is proposed to the board for adoption via resolution.

2. The Ad Hoc budget adjustments are used for property purchases as well as time-sensitive expenditures that require budget availability prior to the quarterly re-forecast. This method ensures continuation of projects and operations without administrative restrictions. Ad Hoc budget adjustments are adopted by the board via resolution.

3. Net-zero budget transfers can be implemented administratively, provided these transfers are within the same fund and the same expenditure category. A summary of net zero transfers is included in each quarterly re-forecast report to the board.





## Financial Policies

Each year, the General Manager, Chief Financial Officer and Controller review Midpen's financial policies in preparation for an annual board review and affirmation of the policies.



This symbol indicates that the proposed fiscal year budget is compliant with the financial policy.

### Budget Policy ☒

Midpen follows best practices in budgeting including assessing constituent needs, developing long range plans, adhering to budget preparation and adoption procedures, monitoring performance and adjusting budgets as required. Midpen's budget is divided into four categories: operating budget, capital budget, land and associated costs budget and debt service. The budget is prepared and adopted on a cash basis, whereas the annual financial statements are prepared on a modified accrual basis, which considers all of the current year revenues and expenses regardless of when cash is received or paid.

The board adopts the annual budget on the Fund level:

**Fund 10** – General Fund Operating

**Fund 20** – Hawthorns

**Fund 30** – MAA Land/Capital

**Fund 40** – General Fund Land/Capital

**Fund 50** – Debt Service

The budget can be amended during the year, in accordance with the budget and expenditure policy, which states that increases to any of the four budget categories must be approved by the board.

### Debt Management Policy ☒

The board adopted a debt management policy in 2017. The stated purpose of the Debt Management Policy is to establish the overall parameters for issuing, structuring, and administering Midpen's debt in compliance with applicable federal and state securities law. The Debt Management Policy was developed in conjunction with the Policy for Initial and Continuing Disclosure Relating to Bond Issuances, with the latter ensuring that statements or releases of information to the public and investors relating to the finances of Midpen are complete, true and accurate in all material respects.

### Fund Balance Policy ☒

Fund balance is the difference between governmental fund assets and fund liabilities. During 2014, the board adopted the Fund Balance Policy to provide adequate funding to meet Midpen's short-term and long-term plans, provide funds for unforeseen expenditures related to emergencies such as natural disasters, strengthen the financial stability of the organization against present and future uncertainties, such as economic downturns and revenue shortfalls, and maintain an investment-grade bond rating. This policy has been developed with the counsel of the Midpen auditors to meet the requirements of GASB 54.

The components of Midpen's fund balance are as follows:

**Nonspendable** fund balance includes amounts that cannot be spent either because they are not in spendable form, e.g., prepaid insurance, or because of legal or contractual constraints. At all times, Midpen shall hold fund balance equal to the sum of its non-spendable assets.

**Restricted** fund balance includes amounts that are constrained for specific purposes which are externally imposed by constitutional provisions, enabling legislation, creditors or contracts.

**Committed** fund balance includes amounts that are constrained for specific purposes that are internally imposed by the government through formal action of the highest level of decision-making authority and do not lapse at period end.

**Assigned** fund balance includes amounts that are intended to be used for specific purposes that are neither restricted nor committed. Such amounts may be assigned by the General Manager if authorized by the board to make such designations. Projects to be funded by assigned funds require the approval of the General Manager.

**Unassigned** fund balance includes amounts within the general fund which have not been classified within the above categories. The Board shall designate the minimum amount of unassigned fund balance which is to be held in reserve in consideration of unanticipated events that could adversely affect the financial condition of Midpen and jeopardize the continuation of necessary public services. The minimum amount of unassigned fund balance is calculated as 30% of the Budgeted General Fund Tax Revenue. Any spending from this minimum general fund reserve requires the approval of the board. Any such spending will be reimbursed within two years. If such reimbursement exceeds 5% of the Budgeted General Fund Tax Revenue, the board may decide to limit the reimbursement at 5% and extend the reimbursement period beyond two years, as needed. The minimum reserve amount calculation will be reviewed annually as part of the annual budget process.

Midpen uses restricted/committed amounts to be spent first when both restricted and unrestricted fund balance is available unless there are legal documents/contracts that prohibit doing this, such as a grant agreement requiring dollar-for-dollar spending. Additionally,



Midpen would first use committed, then assigned and lastly unassigned amounts of unrestricted fund balance when expenditures are made.

### **Investment Policy** ☒

Midpen's Investment Policy is adopted annually, in accordance with state law. The policy provides guidance and direction for the prudent investment of Midpen funds to safeguard the principal of invested funds and achieve a return on funds while maintaining the liquidity needs of the organization. The goal is to maximize the efficiency of Midpen's cash management system, and to enhance the organization's economic status, while protecting its pooled cash.

The investment of funds is governed by the California Government Code Section 53601 et seq., and by California Government Code Section 53630 et seq. Funds on deposit in banks must be federally insured or collateralized in accordance with the provisions of California Government Code, Sections 53630 et seq.

Section 3: Capital Improvement and Action Plan

Table of Contents

Capital Improvement and Action Plan Overview..... 2

    Project Numbering ..... 2

    Program Areas ..... 2

    Operating Impact..... 2

    Icons ..... 2

    Areas of Interest ..... 6

Land Acquisition and Preservation ..... 9

Natural Resource Protection and Restoration..... 10

Public Access, Education and Outreach..... 12

Assets and Organizational Support..... 14

# Section 3

## Capital Improvement and Action Plan

### Capital Improvement and Action Plan Overview

Midpen's three-year Capital Improvement and Action Plan (CIAP) outlines the capital and operating projects Midpen will pursue over the next three fiscal years. The Midpen Board of Directors adopts the budget one year at a time; future fiscal year budgets are preliminary. The three-year CIAP includes Capital and Operating projects, which have project lifetime costs of \$50,000 or greater, except machinery/equipment if the purchases will exceed \$25,000, or land/easements if their value is greater than \$1. In addition, the CIAP includes a relatively small number of Supporting projects, which cost less than \$50,000 over the project lifetime but will involve significant cross-departmental collaboration. Supporting Projects are thus included in the CIAP for action planning purposes. While supporting projects included in this section may incur real expenses, those expenses are budgeted for in department operating budgets listed in Section 4 (Department Summaries).

### Project Numbering

Each project has a unique name and number, categorized as:

- Measure AA (MAA): Portfolio-based (e.g., MAA10-001 for portfolio 10, project 001).
- Vision Plan (VP): Portfolio-based (e.g., VP21-005 for portfolio 21, project 005).
- Other: Five-digit numbers (e.g., 31901) for other capital and operating projects (e.g., monitoring, improvements, systems).

### Program Areas

CIAP projects are consolidated into one of four program areas identified by Midpen as a means of delivering on its balanced mission and maintaining organizational capacity well into the future. Midpen's four program areas are outlined as follows:



**Land Acquisition and Preservation\***: Midpen seeks to purchase or otherwise acquire interest in the maximum feasible area of strategic open space land within its jurisdiction, including baylands, foothills and ridgelines, and link its open space lands with federal, state, county and city parklands and watershed lands.



**Natural Resource Protection and Restoration**: Midpen protects and restores the natural diversity and integrity of its resources for their value to the environment and the public.



**Public Access, Education and Outreach**: Midpen provides public access to the open space lands for low-intensity recreational uses to everyone, regardless of physical abilities or economic status.



**Assets and Organizational Support**: Midpen employs a highly capable and professional staff and provides them with the facilities and resources needed to run an efficient and responsible organization on behalf of the public.

### Operating Impact

Midpen assesses projects for their future operating impact on the annual Budget and Action Plan, which can be perpetual or short-term (e.g., 3 to 5-year monitoring for restoration efforts, ongoing maintenance of new facilities). Staff actively monitor CIAP projects to understand and plan for evolving operating costs.

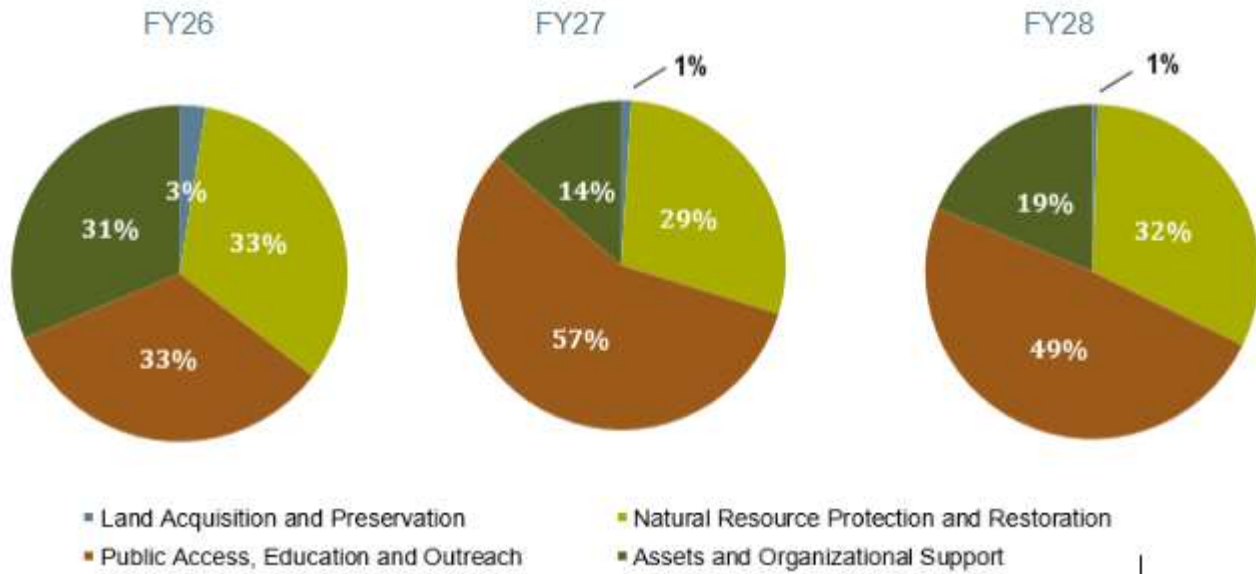
### Icons

To highlight projects that support Midpen programs or areas of interest and improve readability, icons are included as applicable throughout this section.



### Three-Year CIAP Budget by Program

The pie charts and table below describe the budget percentage and amounts allocated to each program by fiscal year.

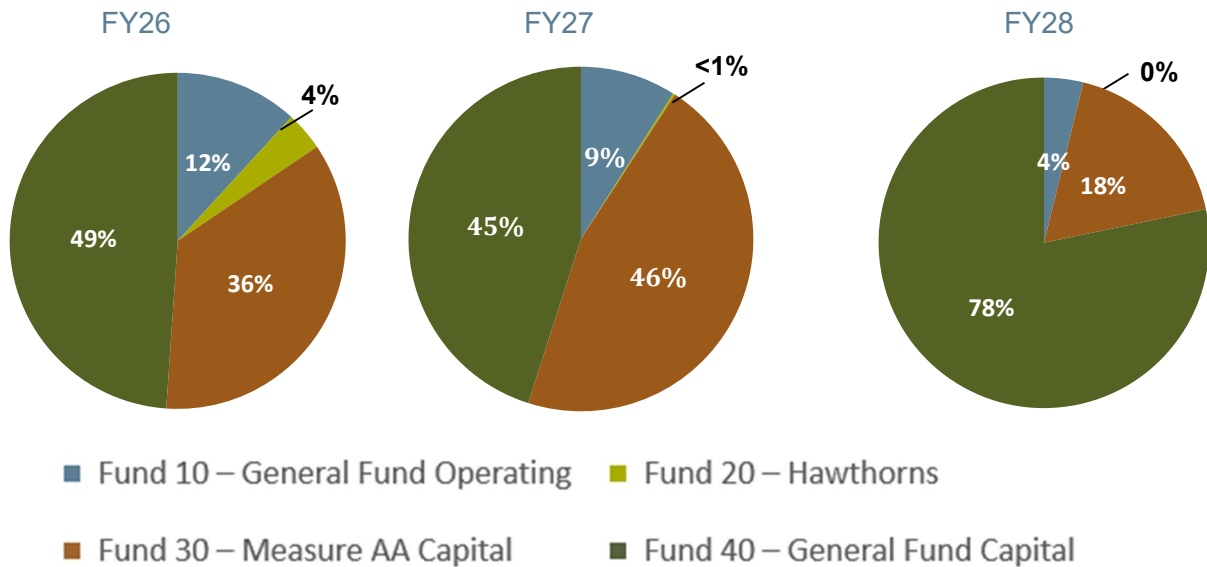


CIAP Budget by Program	FY26	FY27	FY28	3-Year Total
Land Acquisition and Preservation*	\$627,000	\$408,000	\$360,000	\$1,395,000
Natural Resource Protection and Restoration	8,130,529	11,638,519	21,573,042	41,342,090
Public Access, Education and Outreach	8,220,117	22,934,984	33,250,082	64,405,183
Assets and Organizational Support	7,745,900	5,517,400	12,799,900	26,063,200
<b>Total CIAP</b>	<b>\$24,723,546</b>	<b>\$40,498,903</b>	<b>\$67,983,024</b>	<b>\$133,205,473</b>

\*Due to the uncertain nature of land purchases, the Land Acquisitions and Preservation program budget primarily covers pre-acquisition activities (research, appraisals, due diligence, negotiations), typically in Fund 40, resulting in a smaller initial budget. Land purchase costs are added via budget adjustment at the time of acquisition, with potential expenditure shifts to Fund 30 (Measure AA) if eligible.

### Three-Year CIAP Budget by Funding Source

The FY26-FY28 CIAP provides funding of \$133.2 million over the next three fiscal years and is primarily funded by the General Fund, Measure AA general obligation bonds, the Hawthorns Fund and grants. There are a total of 120 total projects budgeted for in FY26, which is 1 more than the 119 projects in FY25.



CIAP Budget by Funding Source	FY26	FY27	FY28	3-Year Total
Fund 10 - General Fund Operating	\$2,923,827	\$3,641,862	\$2,609,352	\$9,175,041
Fund 20 - Hawthorns	920,000	80,000	0	1,000,000
Fund 30 - Measure AA Capital	8,785,084	18,526,609	12,172,972	39,484,665
Fund 40 - General Fund Capital	12,094,635	18,250,432	53,200,700	83,545,767
<b>Total CIAP</b>	<b>\$24,723,546</b>	<b>\$40,498,903</b>	<b>\$67,983,024</b>	<b>\$133,205,473</b>

### Three-Year CIAP Grant Income



With the support of the Grants Program, Midpen can leverage existing financial resources to narrow funding gaps and ensure project delivery. A summary of estimated grant revenue for CIAP projects is included below. Grant applications in development or grants not yet awarded are not included.

Project #	Project Name	Funder	FY26	FY27*	FY28*	3-Year Total
61031	Wildland Fire Capacity	State Coastal Conservancy	48,000	0	0	48,000
80065	IPM Implementation of Valley Water Grant	Valley Water	275,000	275,000	0	550,000
80083	Santa Cruz Kangaroo Rat Habitat and Population Management	Wildlife Conservation Board	90,000	0	0	90,000
80097	Wildlife Conservation Board Grant Reforestation Projects	Wildlife Conservation Board	500,000	265,500	0	765,000
MAA20-001	Wildlife Corridor: Highway 17 Crossing	California Department of Parks and Recreation; Wildlife Conservation Board	630,000	1,820,000	0	2,450,000
MAA20-002	Bay Area Ridge Trail: Highway 17 Crossing	California Department of Parks and Recreation; Wildlife Conservation Board	1,170,000	980,000	0	2,150,000
MAA21-011	Phase 2 Trail Improvements, Bear Creek Redwoods OSP	California Natural Resources Agency	2,471,121	0	0	2,471,121
VP22-002	Alma Bridge Road Wildlife Passage	Wildlife Conservation Board	500,000	0	0	500,000
<b>Grand Total</b>			<b>5,684,121</b>	<b>3,340,500</b>	<b>0</b>	<b>9,024,621</b>

\*Grant amounts for outer years are often not yet known, given the pending status of grant applications and/or applications that have yet to be submitted. Additional grant amounts for FY27 and grant amounts for FY28 are therefore not yet known and to be determined.

## Areas of Interest

Midpen has identified three areas of interest in addition to the four CIAP programs that further specific board-approved Strategic Goals and Objectives. CIAP project summary tables for these three areas of interest are included below.



**Agriculture:** Preserving agricultural working lands and sustaining agricultural uses including conservation grazing on Midpen lands to protect rural character and the open space values of agricultural lands (Goal 1, Objective 4 and Goal 2, Objective 5).



**Diversity, Equity and Inclusion:** Connecting diverse communities to their public open space preserves through access improvements, partnerships, and inclusive public outreach and engagement to inspire support and active participation in a regional conservation and environmental protection vision (Goal 3, Objectives 2, 3 and 4).



**Wildland Fire Resiliency:** Working with local fire agencies and surrounding communities to strengthen the prevention of, preparedness for, and response to destructive wildland fires for enhanced ecosystem resiliency and public safety (Goal 2, Objective 4).



### Agriculture

Project #	Project Name	FY26	FY27	FY28	3-Year Total
35012	Driscoll Ranch New Agricultural Well	\$49,750	\$0	\$0	\$49,750
35016	Toto Ranch New Agricultural Well(s)	34,000	0	0	34,000
61030	Toto Ranch Agricultural Plan	102,000	75,000	0	177,000
80100	Carbon Farm Plan Implementation	20,000	25,000	25,000	70,000
MAA01-006	Madonna Creek Habitat Enhancement, Water Supply and Bridge Replacement	122,665	291,882	1,188,668	1,603,215
MAA01-008	Johnston Ranch Habitat and Agricultural Water Supply Improvements	7,463	2,372,882	0	2,380,345
MAA05-014	Lone Madrone Corrals	475,394	0	0	475,394
MAA13-001	Cloverdale - Operational Road System Review and Repairs	95,000	159,878	375,174	630,052
MAA13-003	Cloverdale Ranch Land Opportunity	120,000	140,000	120,000	380,000
MAA13-004	Cloverdale Ranch Water Development Project	0	71,000	0	71,000
MAA13-XXX	Pond Fencing at Cloverdale Ranch	113,500	0	0	113,500
XXXXX	Agricultural Barn and Outbuildings Repair	0	100,000	100,000	200,000
XXXXX	Big Dipper Cross Fence	144,600	0	0	144,600
XXXXX	Elkus-Lobitos Perimeter Fence	88,500	0	0	88,500
XXXXX	Gordon Ridge Ponds Improvement	0	420,250	60,000	480,250
XXXXX	October Farms Perimeter Fence	102,250	0	0	102,250
XXXXX	Rangeland Silvopasture	0	0	65,000	65,000
<b>Total</b>		<b>\$1,475,122</b>	<b>\$3,655,892</b>	<b>\$1,933,842</b>	<b>\$7,064,856</b>





## Diversity, Equity and Inclusion

In addition to the projects listed below, Midpen expands outreach to diverse communities through our grantmaking program, community partnerships, sponsorships and other activities.

Project #	Project Name	FY26	FY27	FY28	3-Year Total
10003	Diversity, Equity and Inclusion Program Actions	\$75,000	\$75,000	\$75,000	\$225,000
31901	ADA Barrier Removal	100,000	65,000	100,000	265,000
31904	Purisima Preserve Multimodal Access - Implementation	29,350	0	0	29,350
35006	Kennedy Trailhead Parking Area Improvement	165,000	150,000	1,438,000	1,753,000
35015	Rancho San Antonio Road and ADA Improvements	140,000	3,105,000	0	3,245,000
35030	Fremont Older Parking Area Improvements	120,000	1,075,000	0	1,195,000
35048	Picchetti ADA Site Improvements	0	155,000	690,000	845,000
61044	Monte Bello Black Mountain Trail Extension	139,000	101,500	70,000	310,500
MAA05-007	La Honda Creek Phase 2 Trail Connections	917,782	0	0	917,782
MAA05-013	La Honda Parking and Trailhead Access – Phase 2 Implementation	0	109,457	749,854	859,311
MAA06-002	Hawthorns Area Plan	230,000	170,000	0	400,000
MAA11-005	Rancho San Antonio Permanent Carpool Parking Implementation	0	251,375	1,594,276	1,845,651
MAA11-006	Rancho San Antonio Welcome Center Kiosk	10,000	50,000	25,000	85,000
MAA17-005	Upper Stevens Creek Trail Connection	0	110,000	100,000	210,000
MAA21-006	Bear Creek Redwoods - Alma College Cultural Landscape Rehabilitation	57,332	59,440	0	116,772
MAA21-011	Phase 2 Trail Improvements, Bear Creek Redwoods (NE Trailhead Connection)	216,065	542,830	0	758,895
MAA22-004	Beatty Parking Area and Trail Connections	301,536	199,276	92,372	593,184
VP05-002	La Honda Creek Parking and Trailhead Access - Phase 1 Feasibility Study and CEQA Review	140,000	22,000	0	162,000
VP06-003	Hawthorns Historic Complex Partnership	70,000	80,000	0	150,000
VP07-003	La Honda South Area Parking Feasibility Study	260,000	120,000	100,000	480,000
VP21-005	Bear Creek Redwoods North Parking Area	982,835	2,248,982	0	3,231,817
VP21-006	Phase 2 Multiuse Trail, Bear Creek Redwoods	215,000	615,000	500,000	1,330,000
XXXXX	Purisima Creek Trailhead Shuttle Program Improvements	0	70,000	130,000	200,000
<b>Total</b>		<b>\$4,168,900</b>	<b>\$9,374,860</b>	<b>\$5,664,502</b>	<b>\$19,208,262</b>



## Wildland Fire Resiliency

In addition to the projects listed below, over the last five years, Midpen has added 11 new full time equivalent positions, supplemented by seasonal staffing, to establish two new resource management crews that focus on fuels management and forest health projects. While some of the cost of these crews is reimbursed through grant funding for the project work below, the majority of the work is an operational cost associated with maintaining wildland fire resiliency work.

Project #	Project Name	FY26	FY27	FY28	3-Year Total
61031	Wildland Fire Capacity	\$135,000	\$0	\$0	\$135,000
61056	Los Gatos Creek Watershed Phase 2 (Fuel Treatment)	100,000	95,000	0	195,000
80065	IPM Implementation of Valley Water Grant	275,000	250,000	0	525,000
80072	Irish Ridge Restoration	85,000	462,500	460,000	1,007,500
80083	Santa Cruz Kangaroo Rat Habitat and Population Management	90,000	365,000	390,000	845,000
80090	CEQA Review for Integrated Pest Management Implementation	30,000	0	0	30,000
80091	Miramontes Ridge Reforestation	0	0	180,000	180,000
80092	Long Ridge Forest Health Treatment	40,000	146,000	8,000	194,000
80093	Prescribed Fire Plan Implementation	75,000	74,500	0	149,500
80097	Wildlife Conservation Board Grant Reforestation Projects	345,000	478,000	280,000	1,103,000
MAA05-010	La Honda Forest Health	126,950	558,562	537,607	1,223,119
MAA21-007	Bear Creek Redwoods Preserve Plan: Invasive Weed Treatment and Restoration	142,143	110,665	100,000	352,808
VP01-XXX	Madonna Creek Caltrans Mitigation	118,000	374,000	65,000	557,000
VP21-XXX	Hillside Restoration Above BCR Corrals	58,000	0	0	58,000
XXXXX	Los Gatos Creek Watershed Phase 3 (Fuel Treatment Work)	0	225,000	225,000	450,000
XXXXX	Mitigation of Routine Maintenance Projects	0	20,000	20,000	40,000
<b>Total</b>		<b>\$1,620,093</b>	<b>\$3,159,227</b>	<b>\$2,265,607</b>	<b>\$7,044,927</b>



## Land Acquisition and Preservation Program

Project #	Project Name	Fiscal Year	FY26	FY27	FY28	3-Year Total
20125	Cal-Water Land Exchange, Teague Hill Preserve	FY26	\$29,000	\$0	\$0	\$29,000
MAA13-003	Cloverdale Ranch Land Opportunity	FY26/FY27/FY28	120,000	140,000	120,000	380,000
VP06-002	El Mirador Land Conservation	FY26/FY27/FY28	180,000	60,000	60,000	300,000
VP10-003	Transfer of Upper Alpine Road from San Mateo County	FY26	30,000	0	0	30,000
VP15-001	Redwood Forest Land Opportunity	Reoccurring	5,000	5,000	5,000	15,000
VP15-005	POST (Salamander Camp)	FY26	20,000	0	0	20,000
VP20-003	Quint Trail Easement	FY26/FY27	23,000	23,000	0	46,000
VP23-004	Mount Umunhum Land Conservation	FY26/FY27/FY28	25,000	25,000	25,000	75,000
VP24-002	Valley Water Exchange Agreement at Rancho de Guadalupe Area of Sierra Azul Preserve	FY27	0	5,000	0	5,000
VP25-004	Cunningham-Walsh Acquisition	FY26	45,000	0	0	45,000
None	Districtwide Purchase Options and Low Dollar-Value Land Fund	Reoccurring	150,000	150,000	150,000	450,000
<b>Total</b>			<b>\$627,000</b>	<b>\$408,000</b>	<b>\$360,000</b>	<b>\$1,395,000</b>

**Program:** Land Acquisition and Preservation  
**Project #:** 20125  
**Fund:** 40 - General Fund Capital

**Operating Budget Impact:** Yes  
**Area of Interest:**

### Cal-Water Land Exchange, Teague Hill Preserve

#### Project Purpose

Pursue trail connections between Huddart Park and Teague Hill Preserve, and pursue future land conservation protections in the Bear Gulch watershed in exchange for land rights to allow the installation of Cal Water fire suppression water tanks at El Corte de Madera Preserve.

#### FY26 Scope

Land & Facilities and Planning to identify the trail alignment of the new trail on Cal Water property to set the location of the trail easement corridor. Complete the exchange of property rights.

#### FY27 Scope

Project completed in prior fiscal year(s).

#### FY28 Scope

Project completed in prior fiscal year(s).

SUMMARY OF ESTIMATED COSTS	Prior Year Actuals	FY25 Estimated Actuals	FY26 Budget	FY27 Projections	FY28 Projections	Estimated Future Years	Total
4000 - Staff Costs	\$ -	\$ -	\$ -	\$ -	\$ -	\$ -	\$ -
5000-7000 - Service & Supplies	-	-	-	-	-	-	-
8100 - Real Estate Services	-	4,000	4,000	-	-	-	8,000
8200 - Architect/Engineering Services	-	10,000	25,000	-	-	-	35,000
8300 - Environmental/Planning Services	-	-	-	-	-	-	-
8400 - Inspection/Construction Monitoring	-	-	-	-	-	-	-
8500 - Permitting Fees	-	-	-	-	-	-	-
8600 - Construction	-	-	-	-	-	-	-
8700 - Vehicles & Equipment	-	-	-	-	-	-	-
8800 - Structures	-	-	-	-	-	-	-
<b>Grand Total</b>	<b>\$ -</b>	<b>\$ 14,000</b>	<b>\$ 29,000</b>	<b>\$ -</b>	<b>\$ -</b>	<b>\$ -</b>	<b>\$ 43,000</b>

FUNDING SOURCE	Prior Year Actuals	FY25 Estimated Actuals	FY26 Budget	FY27 Projections	FY28 Projections	Estimated Future Years	Total
10 - General Fund Operating	\$ -	\$ -	\$ -	\$ -	\$ -	\$ -	\$ -
20 - Hawthorn Fund	-	-	-	-	-	-	-
30 - Measure AA Capital	-	-	-	-	-	-	-
40 - General Fund Capital	-	14,000	29,000	-	-	-	43,000
Grants/Partnerships/Other	-	-	-	-	-	-	-
<b>Grand Total</b>	<b>\$ -</b>	<b>\$ 14,000</b>	<b>\$ 29,000</b>	<b>\$ -</b>	<b>\$ -</b>	<b>\$ -</b>	<b>\$ 43,000</b>

**Program:** Land Acquisition and Preservation  
**Project #:** MAA13-003  
**Fund:** 30 - Measure AA Capital

**Operating Budget Impact:** Yes  
**Area of Interest:** Agriculture

### Cloverdale Ranch Land Opportunity

#### Project Purpose

Continue due diligence work to consider the potential Phase 3 purchase of the Cloverdale Ranch property owned by Peninsula Open Space Trust.

#### FY26 Scope

Continue due diligence work, including clarification and division of operational responsibilities related to the Lake Lucerne Water Company and identify preliminary land and resource management goals for the potential Phase 3 property.

#### FY27 Scope

Identify proposed Conservation Management Units (CMUs) for the property and present to the PNR and board for consideration. Extra-sensitive areas may be set aside in CMUs with limited public access to ensure San Francisco garter snakes, California red-legged frogs and other sensitive species can thrive. If ready, bring exercise of option to board to consider approving the Phase 3 Cloverdale Ranch purchase.

#### FY28 Scope

If ready, bring exercise of option to board to consider approving the Phase 3 Cloverdale Ranch purchase.

SUMMARY OF ESTIMATED COSTS	Prior Year Actuals	FY25 Estimated Actuals	FY26 Budget	FY27 Projections	FY28 Projections	Estimated Future Years	Total
4000 - Staff Costs	\$ -	\$ -	\$ -	\$ -	\$ -	\$ -	\$ -
5000-7000 - Service & Supplies	-	-	-	-	-	-	-
8100 - Real Estate Services	15,592,862	65,000	90,000	90,000	90,000	-	15,927,862
8200 - Architect/Engineering Services	-	-	30,000	50,000	30,000	-	110,000
8300 - Environmental/Planning Services	77,135	-	-	-	-	-	77,135
8400 - Inspection/Construction Monitoring	-	-	-	-	-	-	-
8500 - Permitting Fees	7,176	-	-	-	-	-	7,176
8600 - Construction	-	-	-	-	-	-	-
8700 - Vehicles & Equipment	-	-	-	-	-	-	-
8800 - Structures	-	-	-	-	-	-	-
<b>Grand Total</b>	<b>\$ 15,677,173</b>	<b>\$ 65,000</b>	<b>\$ 120,000</b>	<b>\$ 140,000</b>	<b>\$ 120,000</b>	<b>\$ -</b>	<b>\$ 16,122,173</b>

FUNDING SOURCE	Prior Year Actuals	FY25 Estimated Actuals	FY26 Budget	FY27 Projections	FY28 Projections	Estimated Future Years	Total
10 - General Fund Operating	\$ -	\$ -	\$ -	\$ -	\$ -	\$ -	\$ -
20 - Hawthorn Fund	-	-	-	-	-	-	-
30 - Measure AA Capital	5,748,891	65,000	120,000	140,000	120,000	-	6,193,891
40 - General Fund Capital	-	-	-	-	-	-	-
Grants/Partnerships/Other	9,928,282	-	-	-	-	-	9,928,282
<b>Grand Total</b>	<b>\$ 15,677,173</b>	<b>\$ 65,000</b>	<b>\$ 120,000</b>	<b>\$ 140,000</b>	<b>\$ 120,000</b>	<b>\$ -</b>	<b>\$ 16,122,173</b>

**Program:** Land Acquisition and Preservation  
**Project #:** VP06-002  
**Fund:** 40 - General Fund Capital

**Operating Budget Impact:** Yes  
**Area of Interest:**

### El Mirador Land Conservation

#### Project Purpose

In partnership with POST, pursue an opportunity for a lot-line adjustment and associated purchase of 200 acres of mature second growth redwoods as an addition to Windy Hill Open Space Preserve.

#### FY26 Scope

Pursue opportunity for a land division and purchase of El Mirador property with POST. When ready and if approved by the Board, initiate and complete the purchase as an addition to the Windy Hill Open Space Preserve.

#### FY27 Scope

Pursue opportunity for a land division and purchase of El Mirador property with POST. When ready and if approved by the Board, initiate and complete the purchase as an addition to the Windy Hill Open Space Preserve.

#### FY28 Scope

Pursue opportunity for a land division and purchase of El Mirador property with POST. When ready and if approved by the Board, initiate and complete the purchase as an addition to the Windy Hill Open Space Preserve.

SUMMARY OF ESTIMATED COSTS	Prior Year Actuals	FY25 Estimated Actuals	FY26 Budget	FY27 Projections	FY28 Projections	Estimated Future Years	Total
4000 - Staff Costs	\$ -	\$ -	\$ -	\$ -	\$ -	\$ -	\$ -
5000-7000 - Service & Supplies	-	-	-	-	-	-	-
8100 - Real Estate Services	-	35,000	130,000	60,000	60,000	-	285,000
8200 - Architect/Engineering Services	-	-	50,000	-	-	-	50,000
8300 - Environmental/Planning Services	-	-	-	-	-	-	-
8400 - Inspection/Construction Monitoring	-	-	-	-	-	-	-
8500 - Permitting Fees	-	-	-	-	-	-	-
8600 - Construction	-	-	-	-	-	-	-
8700 - Vehicles & Equipment	-	-	-	-	-	-	-
8800 - Structures	-	-	-	-	-	-	-
<b>Grand Total</b>	<b>\$ -</b>	<b>\$ 35,000</b>	<b>\$ 180,000</b>	<b>\$ 60,000</b>	<b>\$ 60,000</b>	<b>\$ -</b>	<b>\$ 335,000</b>

FUNDING SOURCE	Prior Year Actuals	FY25 Estimated Actuals	FY26 Budget	FY27 Projections	FY28 Projections	Estimated Future Years	Total
10 - General Fund Operating	\$ -	\$ -	\$ -	\$ -	\$ -	\$ -	\$ -
20 - Hawthorn Fund	-	-	-	-	-	-	-
30 - Measure AA Capital	-	-	-	-	-	-	-
40 - General Fund Capital	-	35,000	180,000	60,000	60,000	-	335,000
Grants/Partnerships/Other	-	-	-	-	-	-	-
<b>Grand Total</b>	<b>\$ -</b>	<b>\$ 35,000</b>	<b>\$ 180,000</b>	<b>\$ 60,000</b>	<b>\$ 60,000</b>	<b>\$ -</b>	<b>\$ 335,000</b>



**Program:** Land Acquisition and Preservation  
**Project #:** VP10-003  
**Fund:** 40 - General Fund Capital

**Operating Budget Impact:** Yes  
**Area of Interest:**

### Transfer of Upper Alpine Road from San Mateo County

#### Project Purpose

Upon completion of the Upper Alpine (Road) Trail project, complete county transfer to Midpen of the Alpine (Road) Trail. Prepare quitclaim deed for transfer of the right of way and present to the board for approval and acceptance.

#### FY26 Scope

Complete quitclaim deed transfer of the Upper Alpine (Road) Trail right-of-way for public trail use from San Mateo County.

#### FY27 Scope

Project completed in prior fiscal year(s).

#### FY28 Scope

Project completed in prior fiscal year(s).

SUMMARY OF ESTIMATED COSTS	Prior Year Actuals	FY25 Estimated Actuals	FY26 Budget	FY27 Projections	FY28 Projections	Estimated Future Years	Total
4000 - Staff Costs	\$ -	\$ -	\$ -	\$ -	\$ -	\$ -	\$ -
5000-7000 - Service & Supplies	-	-	-	-	-	-	-
8100 - Real Estate Services	-	15,000	15,000	-	-	-	30,000
8200 - Architect/Engineering Services	-	15,000	15,000	-	-	-	30,000
8300 - Environmental/Planning Services	-	-	-	-	-	-	-
8400 - Inspection/Construction Monitoring	-	-	-	-	-	-	-
8500 - Permitting Fees	-	-	-	-	-	-	-
8600 - Construction	-	-	-	-	-	-	-
8700 - Vehicles & Equipment	-	-	-	-	-	-	-
8800 - Structures	-	-	-	-	-	-	-
<b>Grand Total</b>	<b>\$ -</b>	<b>\$ 30,000</b>	<b>\$ 30,000</b>	<b>\$ -</b>	<b>\$ -</b>	<b>\$ -</b>	<b>\$ 60,000</b>

FUNDING SOURCE	Prior Year Actuals	FY25 Estimated Actuals	FY26 Budget	FY27 Projections	FY28 Projections	Estimated Future Years	Total
10 - General Fund Operating	\$ -	\$ -	\$ -	\$ -	\$ -	\$ -	\$ -
20 - Hawthorn Fund	-	-	-	-	-	-	-
30 - Measure AA Capital	-	-	-	-	-	-	-
40 - General Fund Capital	-	30,000	30,000	-	-	-	60,000
Grants/Partnerships/Other	-	-	-	-	-	-	-
<b>Grand Total</b>	<b>\$ -</b>	<b>\$ 30,000</b>	<b>\$ 30,000</b>	<b>\$ -</b>	<b>\$ -</b>	<b>\$ -</b>	<b>\$ 60,000</b>

**Program:** Land Acquisition and Preservation  
**Project #:** VP15-001  
**Fund:** 40 - General Fund Capital

**Operating Budget Impact:** Yes  
**Area of Interest:**

### Redwood Forest Land Opportunity

**Project Purpose**

Pursue land purchase opportunities to grow Midpen's contiguous greenbelt in redwood forests.

**FY26 Scope**

Continue to pursue land opportunities.

**FY27 Scope**

Continue to pursue land opportunities.

**FY28 Scope**

Continue to pursue land opportunities.

SUMMARY OF ESTIMATED COSTS	Prior Year Actuals	FY25 Estimated Actuals	FY26 Budget	FY27 Projections	FY28 Projections	Estimated Future Years	Total
4000 - Staff Costs	\$ -	\$ -	\$ -	\$ -	\$ -	\$ -	\$ -
5000-7000 - Service & Supplies	-	-	-	-	-	-	-
8100 - Real Estate Services	-	5,000	5,000	5,000	5,000	-	20,000
8200 - Architect/Engineering Services	-	-	-	-	-	-	-
8300 - Environmental/Planning Services	-	-	-	-	-	-	-
8400 - Inspection/Construction Monitoring	-	-	-	-	-	-	-
8500 - Permitting Fees	-	-	-	-	-	-	-
8600 - Construction	-	-	-	-	-	-	-
8700 - Vehicles & Equipment	-	-	-	-	-	-	-
8800 - Structures	-	-	-	-	-	-	-
<b>Grand Total</b>	<b>\$ -</b>	<b>\$ 5,000</b>	<b>\$ 5,000</b>	<b>\$ 5,000</b>	<b>\$ 5,000</b>	<b>\$ -</b>	<b>\$ 20,000</b>

FUNDING SOURCE	Prior Year Actuals	FY25 Estimated Actuals	FY26 Budget	FY27 Projections	FY28 Projections	Estimated Future Years	Total
10 - General Fund Operating	\$ -	\$ -	\$ -	\$ -	\$ -	\$ -	\$ -
20 - Hawthorn Fund	-	-	-	-	-	-	-
30 - Measure AA Capital	-	-	-	-	-	-	-
40 - General Fund Capital	-	5,000	5,000	5,000	5,000	-	20,000
Grants/Partnerships/Other	-	-	-	-	-	-	-
<b>Grand Total</b>	<b>\$ -</b>	<b>\$ 5,000</b>	<b>\$ 5,000</b>	<b>\$ 5,000</b>	<b>\$ 5,000</b>	<b>\$ -</b>	<b>\$ 20,000</b>

**Program:** Land Acquisition and Preservation  
**Project #:** VP15-005  
**Fund:** 40 - General Fund Capital

**Operating Budget Impact:** Yes  
**Area of Interest:**

### POST (Salamander Camp)

**Project Purpose**

Purchase 70-acre property from POST as an addition to Bear Creek Redwoods Open Space Preserve.

**FY26 Scope**

Purchase property from POST as a bargain sale an addition to Bear Creek Redwoods.

**FY27 Scope**

Project completed in prior fiscal year(s).

**FY28 Scope**

Project completed in prior fiscal year(s).

SUMMARY OF ESTIMATED COSTS	Prior Year Actuals	FY25 Estimated Actuals	FY26 Budget	FY27 Projections	FY28 Projections	Estimated Future Years	Total
4000 - Staff Costs	\$ -	\$ -	\$ -	\$ -	\$ -	\$ -	\$ -
5000-7000 - Service & Supplies	-	-	-	-	-	-	-
8100 - Real Estate Services	-	-	20,000	-	-	-	20,000
8200 - Architect/Engineering Services	-	-	-	-	-	-	-
8300 - Environmental/Planning Services	-	-	-	-	-	-	-
8400 - Inspection/Construction Monitoring	-	-	-	-	-	-	-
8500 - Permitting Fees	-	-	-	-	-	-	-
8600 - Construction	-	-	-	-	-	-	-
8700 - Vehicles & Equipment	-	-	-	-	-	-	-
8800 - Structures	-	-	-	-	-	-	-
<b>Grand Total</b>	<b>\$ -</b>	<b>\$ -</b>	<b>\$ 20,000</b>	<b>\$ -</b>	<b>\$ -</b>	<b>\$ -</b>	<b>\$ 20,000</b>

FUNDING SOURCE	Prior Year Actuals	FY25 Estimated Actuals	FY26 Budget	FY27 Projections	FY28 Projections	Estimated Future Years	Total
10 - General Fund Operating	\$ -	\$ -	\$ -	\$ -	\$ -	\$ -	\$ -
20 - Hawthorn Fund	-	-	-	-	-	-	-
30 - Measure AA Capital	-	-	-	-	-	-	-
40 - General Fund Capital	-	-	20,000	-	-	-	20,000
Grants/Partnerships/Other	-	-	-	-	-	-	-
<b>Grand Total</b>	<b>\$ -</b>	<b>\$ -</b>	<b>\$ 20,000</b>	<b>\$ -</b>	<b>\$ -</b>	<b>\$ -</b>	<b>\$ 20,000</b>

**Program:** Land Acquisition and Preservation  
**Project #:** VP20-003  
**Fund:** 40 - General Fund Capital

**Operating Budget Impact:** Yes  
**Area of Interest:**

### Quint Trail Easement

**Project Purpose**

Secure a trail easement to close a gap in the Bay Area Ridge Trail.

**FY26 Scope**

Continue to pursue a trail easement through private property.

**FY27 Scope**

Continue to pursue a trail easement through private property.

**FY28 Scope**

Project completed in prior fiscal year(s).

SUMMARY OF ESTIMATED COSTS	Prior Year Actuals	FY25 Estimated Actuals	FY26 Budget	FY27 Projections	FY28 Projections	Estimated Future Years	Total
4000 - Staff Costs	\$ -	\$ -	\$ -	\$ -	\$ -	\$ -	\$ -
5000-7000 - Service & Supplies	-	-	-	-	-	-	-
8100 - Real Estate Services	-	23,000	3,000	3,000	-	-	29,000
8200 - Architect/Engineering Services	-	-	20,000	20,000	-	-	40,000
8300 - Environmental/Planning Services	-	-	-	-	-	-	-
8400 - Inspection/Construction Monitoring	-	-	-	-	-	-	-
8500 - Permitting Fees	-	-	-	-	-	-	-
8600 - Construction	-	-	-	-	-	-	-
8700 - Vehicles & Equipment	-	-	-	-	-	-	-
8800 - Structures	-	-	-	-	-	-	-
<b>Grand Total</b>	<b>\$ -</b>	<b>\$ 23,000</b>	<b>\$ 23,000</b>	<b>\$ 23,000</b>	<b>\$ -</b>	<b>\$ -</b>	<b>\$ 69,000</b>

FUNDING SOURCE	Prior Year Actuals	FY25 Estimated Actuals	FY26 Budget	FY27 Projections	FY28 Projections	Estimated Future Years	Total
10 - General Fund Operating	\$ -	\$ -	\$ -	\$ -	\$ -	\$ -	\$ -
20 - Hawthorn Fund	-	-	-	-	-	-	-
30 - Measure AA Capital	-	-	-	-	-	-	-
40 - General Fund Capital	-	23,000	23,000	23,000	-	-	69,000
Grants/Partnerships/Other	-	-	-	-	-	-	-
<b>Grand Total</b>	<b>\$ -</b>	<b>\$ 23,000</b>	<b>\$ 23,000</b>	<b>\$ 23,000</b>	<b>\$ -</b>	<b>\$ -</b>	<b>\$ 69,000</b>

**Program:** Land Acquisition and Preservation  
**Project #:** VP23-004  
**Fund:** 40 - General Fund Capital

**Operating Budget Impact:** Yes  
**Area of Interest:**

### Mount Umunhum Land Conservation

**Project Purpose**

Pursue land purchase opportunities as an addition to Sierra Azul Preserve, including property near Mount Umunhum and Mount Thayer.

**FY26 Scope**

Purchase land from willing sellers as opportunities present themselves.

**FY27 Scope**

Purchase land from willing sellers as opportunities present themselves.

**FY28 Scope**

Purchase land from willing sellers as opportunities present themselves.

SUMMARY OF ESTIMATED COSTS	Prior Year Actuals	FY25 Estimated Actuals	FY26 Budget	FY27 Projections	FY28 Projections	Estimated Future Years	Total
4000 - Staff Costs	\$ -	\$ -	\$ -	\$ -	\$ -	\$ -	\$ -
5000-7000 - Service & Supplies	-	-	-	-	-	-	-
8100 - Real Estate Services	-	-	25,000	25,000	25,000	-	75,000
8200 - Architect/Engineering Services	-	-	-	-	-	-	-
8300 - Environmental/Planning Services	-	-	-	-	-	-	-
8400 - Inspection/Construction Monitoring	-	-	-	-	-	-	-
8500 - Permitting Fees	-	-	-	-	-	-	-
8600 - Construction	-	-	-	-	-	-	-
8700 - Vehicles & Equipment	-	-	-	-	-	-	-
8800 - Structures	-	-	-	-	-	-	-
<b>Grand Total</b>	<b>\$ -</b>	<b>\$ -</b>	<b>\$ 25,000</b>	<b>\$ 25,000</b>	<b>\$ 25,000</b>	<b>\$ -</b>	<b>\$ 75,000</b>

FUNDING SOURCE	Prior Year Actuals	FY25 Estimated Actuals	FY26 Budget	FY27 Projections	FY28 Projections	Estimated Future Years	Total
10 - General Fund Operating	\$ -	\$ -	\$ -	\$ -	\$ -	\$ -	\$ -
20 - Hawthorn Fund	-	-	-	-	-	-	-
30 - Measure AA Capital	-	-	-	-	-	-	-
40 - General Fund Capital	-	-	25,000	25,000	25,000	-	75,000
Grants/Partnerships/Other	-	-	-	-	-	-	-
<b>Grand Total</b>	<b>\$ -</b>	<b>\$ -</b>	<b>\$ 25,000</b>	<b>\$ 25,000</b>	<b>\$ 25,000</b>	<b>\$ -</b>	<b>\$ 75,000</b>

**Program:** Land Acquisition and Preservation  
**Project #:** VP24-002  
**Fund:** 40 - General Fund Capital

**Operating Budget Impact:** No  
**Area of Interest:**

### Valley Water Exchange Agreement at Rancho de Guadalupe Area of Sierra Azul Preserve

#### Project Purpose

Enter into an exchange agreement with Valley Water for license to use land at the intersection of Pheasant and Hicks roads as a staging area for the Guadalupe Dam repairs in exchange for Valley Water's construction of a parking area to support public access to the Rancho de Guadalupe area of Sierra Azul Open Space Preserve.

#### FY26 Scope

Deferred to FY27.

#### FY27 Scope

Once Valley Water is ready to move forward on the dam project, real property staff will draft and negotiate the transactional documents required. After the transactional documents are executed, District will monitor Valley Water's use of the site for construction staging.

#### FY28 Scope

Project completed in prior fiscal year(s).

SUMMARY OF ESTIMATED COSTS	Prior Year Actuals	FY25 Estimated Actuals	FY26 Budget	FY27 Projections	FY28 Projections	Estimated Future Years	Total
4000 - Staff Costs	\$ -	\$ -	\$ -	\$ -	\$ -	\$ -	\$ -
5000-7000 - Service & Supplies	-	-	-	-	-	-	-
8100 - Real Estate Services	-	-	-	5,000	-	-	5,000
8200 - Architect/Engineering Services	-	-	-	-	-	-	-
8300 - Environmental/Planning Services	-	-	-	-	-	-	-
8400 - Inspection/Construction Monitoring	-	-	-	-	-	-	-
8500 - Permitting Fees	-	-	-	-	-	-	-
8600 - Construction	-	-	-	-	-	-	-
8700 - Vehicles & Equipment	-	-	-	-	-	-	-
8800 - Structures	-	-	-	-	-	-	-
<b>Grand Total</b>	<b>\$ -</b>	<b>\$ -</b>	<b>\$ -</b>	<b>\$ 5,000</b>	<b>\$ -</b>	<b>\$ -</b>	<b>\$ 5,000</b>

FUNDING SOURCE	Prior Year Actuals	FY25 Estimated Actuals	FY26 Budget	FY27 Projections	FY28 Projections	Estimated Future Years	Total
10 - General Fund Operating	\$ -	\$ -	\$ -	\$ -	\$ -	\$ -	\$ -
20 - Hawthorn Fund	-	-	-	-	-	-	-
30 - Measure AA Capital	-	-	-	-	-	-	-
40 - General Fund Capital	-	-	-	5,000	-	-	5,000
Grants/Partnerships/Other	-	-	-	-	-	-	-
<b>Grand Total</b>	<b>\$ -</b>	<b>\$ -</b>	<b>\$ -</b>	<b>\$ 5,000</b>	<b>\$ -</b>	<b>\$ -</b>	<b>\$ 5,000</b>



**Program:** Land Acquisition and Preservation  
**Project #:** VP25-004  
**Fund:** 40 - General Fund Capital

**Operating Budget Impact:** Yes  
**Area of Interest:**

### Cunningham-Walsh Acquisition

**Project Purpose**

Purchase the 38-acre property as an addition to Sierra Azul. Purchase of the Property would fill a critical inholding to permanently protect forested lands and wildlife habitat within the Upper Los Gatos Creek watershed.

**FY26 Scope**

Finalize purchase of property.

**FY27 Scope**

Project completed in prior fiscal year(s).

**FY28 Scope**

Project completed in prior fiscal year(s).

SUMMARY OF ESTIMATED COSTS	Prior Year Actuals	FY25 Estimated Actuals	FY26 Budget	FY27 Projections	FY28 Projections	Estimated Future Years	Total
4000 - Staff Costs	\$ -	\$ -	\$ -	\$ -	\$ -	\$ -	\$ -
5000-7000 - Service & Supplies	-	-	-	-	-	-	-
8100 - Real Estate Services	-	-	35,000	-	-	-	35,000
8200 - Architect/Engineering Services	-	-	10,000	-	-	-	10,000
8300 - Environmental/Planning Services	-	-	-	-	-	-	-
8400 - Inspection/Construction Monitoring	-	-	-	-	-	-	-
8500 - Permitting Fees	-	-	-	-	-	-	-
8600 - Construction	-	-	-	-	-	-	-
8700 - Vehicles & Equipment	-	-	-	-	-	-	-
8800 - Structures	-	-	-	-	-	-	-
<b>Grand Total</b>	<b>\$ -</b>	<b>\$ -</b>	<b>\$ 45,000</b>	<b>\$ -</b>	<b>\$ -</b>	<b>\$ -</b>	<b>\$ 45,000</b>

FUNDING SOURCE	Prior Year Actuals	FY25 Estimated Actuals	FY26 Budget	FY27 Projections	FY28 Projections	Estimated Future Years	Total
10 - General Fund Operating	\$ -	\$ -	\$ -	\$ -	\$ -	\$ -	\$ -
20 - Hawthorn Fund	-	-	-	-	-	-	-
30 - Measure AA Capital	-	-	-	-	-	-	-
40 - General Fund Capital	-	-	45,000	-	-	-	45,000
Grants/Partnerships/Other	-	-	-	-	-	-	-
<b>Grand Total</b>	<b>\$ -</b>	<b>\$ -</b>	<b>\$ 45,000</b>	<b>\$ -</b>	<b>\$ -</b>	<b>\$ -</b>	<b>\$ 45,000</b>

**Program:** Land Acquisition and Preservation  
**Project #:** None  
**Fund:** 40 - General Fund Capital

**Operating Budget Impact:** Yes  
**Area of Interest:**

### Districtwide Purchase Options and Low Dollar-Value Land Fund

#### Project Purpose

Budget allocations for purchase option funds to enter into purchase and sale agreements for other open space lands with property owners. These funds are also used for low dollar-value land purchases under the General Manager's purchasing authority, such as small parcels, public trail easements or patrol and maintenance access easements.

#### FY26 Scope

As low dollar-value purchase opportunities become available move to complete land purchases under the General Manager's authority.

#### FY27 Scope

As low dollar-value purchase opportunities become available move to complete land purchases under the General Manager's authority.

#### FY28 Scope

As low dollar-value purchase opportunities become available move to complete land purchases under the General Manager's authority.

SUMMARY OF ESTIMATED COSTS	Prior Year Actuals	FY25 Estimated Actuals	FY26 Budget	FY27 Projections	FY28 Projections	Estimated Future Years	Total
4000 - Staff Costs	\$ -	\$ -	\$ -	\$ -	\$ -	\$ -	\$ -
5000-7000 - Service & Supplies	-	-	-	-	-	-	-
8100 - Real Estate Services	-	150,000	150,000	150,000	150,000	-	600,000
8200 - Architect/Engineering Services	-	-	-	-	-	-	-
8300 - Environmental/Planning Services	-	-	-	-	-	-	-
8400 - Inspection/Construction Monitoring	-	-	-	-	-	-	-
8500 - Permitting Fees	-	-	-	-	-	-	-
8600 - Construction	-	-	-	-	-	-	-
8700 - Vehicles & Equipment	-	-	-	-	-	-	-
8800 - Structures	-	-	-	-	-	-	-
<b>Grand Total</b>	<b>\$ -</b>	<b>\$ 150,000</b>	<b>\$ 150,000</b>	<b>\$ 150,000</b>	<b>\$ 150,000</b>	<b>\$ -</b>	<b>\$ 600,000</b>

FUNDING SOURCE	Prior Year Actuals	FY25 Estimated Actuals	FY26 Budget	FY27 Projections	FY28 Projections	Estimated Future Years	Total
10 - General Fund Operating	\$ -	\$ -	\$ -	\$ -	\$ -	\$ -	\$ -
20 - Hawthorn Fund	-	-	-	-	-	-	-
30 - Measure AA Capital	-	-	-	-	-	-	-
40 - General Fund Capital	-	150,000	150,000	150,000	150,000	-	600,000
Grants/Partnerships/Other	-	-	-	-	-	-	-
<b>Grand Total</b>	<b>\$ -</b>	<b>\$ 150,000</b>	<b>\$ 150,000</b>	<b>\$ 150,000</b>	<b>\$ 150,000</b>	<b>\$ -</b>	<b>\$ 600,000</b>



## Natural Resource Protection and Restoration Program

Project #	Project Name	Fiscal Year	FY26	FY27	FY28	3-Year Total
35012	Driscoll Ranch New Agricultural Well	FY26	\$49,750	\$0	\$0	\$49,750
35016	Toto Ranch New Agricultural Well(s)	FY26	34,000	0	0	34,000
35033	Miramontes Ridge - Madonna Creek Dam Repair	FY26	460,000	0	0	460,000
61030	Toto Ranch Agricultural Plan	FY26/FY27	102,000	75,000	0	177,000
61031	Wildland Fire Capacity	FY26	135,000	0	0	135,000
61050	Purisima Creek Redwoods - Purisima Ponds	FY26/FY27	62,000	310,000	0	372,000
61056	Los Gatos Creek Watershed Phase 2 (Fuel Treatment)	FY26/FY27	100,000	95,000	0	195,000
80054	Badger/Burrowing Owl Management	FY26/FY27/FY28	105,000	20,000	20,000	145,000
80058	Districtwide Herpetofauna & Aquatic Habitat Assessment	FY26/FY27/FY28	87,895	49,662	16,152	153,709
80059	Groundwater Well Decommissioning	FY26/FY27/FY28	133,000	133,000	133,000	399,000
80065	IPM Implementation of Valley Water Grant	FY26/FY27	275,000	250,000	0	525,000
80069	Human/Mountain Lion Interaction Management	FY26/FY27/FY28	236,382	50,000	100,000	386,382
80072	Irish Ridge Restoration	FY26/FY27/FY28	85,000	462,500	460,000	1,007,500
80073	Oversight of Lehigh Quarry Activities	FY26/FY27/FY28	47,000	40,000	10,000	97,000
80081	Pescadero Watershed Sediment Reduction Implementation	FY26/FY27/FY28	240,000	155,000	515,000	910,000
80083	Santa Cruz Kangaroo Rat Habitat and Population Management	FY26/FY27/FY28	90,000	365,000	390,000	845,000
80084	Remediation of Planting Sites	FY26/FY27/FY28	50,000	50,000	50,000	150,000
80090	CEQA Review for Integrated Pest Management Implementation	FY26	30,000	0	0	30,000
80091	Miramontes Ridge Reforestation	FY28	0	0	180,000	180,000
80092	Long Ridge Forest Health Treatment	FY26/FY27/FY28	40,000	146,000	8,000	194,000
80093	Prescribed Fire Plan Implementation	FY26/FY27	75,000	74,500	0	149,500
80096	San Francisco Garter Snake Partnership	FY26/FY27/FY28	50,000	50,000	50,000	150,000
80097	Wildlife Conservation Board Grant Reforestation Projects	FY26/FY27/FY28	345,000	478,000	280,000	1,103,000
80098	Science Symposium	FY26	161,000	0	0	161,000
80100	Carbon Farm Plan Implementation	FY26/FY27/FY28	20,000	25,000	25,000	70,000
MAA01-006	Madonna Creek Habitat Enhancement, Water Supply and Bridge Replacement	FY26/FY27/FY28	122,665	291,882	1,188,668	1,603,215
MAA01-008	Johnston Ranch Habitat and Agricultural Water Supply Improvements	FY26/FY27	7,463	2,372,882	0	2,380,345
MAA01-XXX	Arroyo Leon Creek Fish Passage Improvements	FY27/FY28	0	271,882	327,423	599,305
MAA02-004	Stevens Creek Shoreline Nature Area Restoration	FY26/FY27/FY28	942,539	382,552	271,778	1,596,869
MAA03-002	Purisima Upland Site Cleanup and Soil Remediation	FY26	500,327	0	0	500,327
MAA03-011	Lobitos Creek Fisheries Restoration	FY27/FY28	0	272,352	327,197	599,549
MAA05-010	La Honda Forest Health	FY26/FY27/FY28	126,950	558,562	537,607	1,223,119
MAA05-014	Lone Madrone Corrals	FY26	475,394	0	0	475,394
MAA08-XXX	San Gregorio Creek Fish Habitat Enhancement	FY26	177,000	0	0	177,000

MAA13-001	Cloverdale - Operational Road System Review and Repairs	FY26/FY27/FY28	95,000	159,878	375,174	630,052
MAA13-004	Cloverdale Ranch Water Development Project	FY27	0	71,000	0	71,000
MAA13-XXX	Pond Fencing at Cloverdale Ranch	FY26	113,500	0	0	113,500
MAA20-001	Wildlife Corridor: Highway 17 Crossing	FY26/FY27/FY28	1,323,171	2,673,952	14,643,613	18,640,736
MAA21-007	Bear Creek Redwoods Preserve Plan: Invasive Weed Treatment and Restoration	FY26/FY27/FY28	142,143	110,665	100,000	352,808
MAA25-XXX	Sierra Azul - Knobcone Pine Management	FY27/FY28	0	50,000	144,430	194,430
VP01-XXX	Madonna Creek Caltrans Mitigation	FY26/FY27/FY28	118,000	374,000	65,000	557,000
VP21-XXX	BCR Wet Meadow Restoration	FY28	0	0	90,000	90,000
VP21-XXX	Hillside Restoration Above BCR Corrals	FY26	58,000	0	0	58,000
VP21-XXX	Hillside Restoration at BCR Vineyards	FY27/FY28	0	75,000	50,000	125,000
VP22-002	Alma Bridge Road Wildlife Passage	FY26/FY27/FY28	500,000	100,000	250,000	850,000
XXXXX	Big Dipper Cross Fence	FY26	144,600	0	0	144,600
XXXXX	Cherry Springs Pond Restoration	FY28	0	0	100,000	100,000
XXXXX	Culvert Replacement in Sierra Azul	FY27/FY28	0	130,000	65,000	195,000
XXXXX	District-Wide Bat Roosting Habitat Suitability Analysis	FY26/FY27	50,000	150,000	0	200,000
XXXXX	District-Wide Mountain Lion Denning Habitat Suitability Analysis	FY28	0	0	80,000	80,000
XXXXX	District-Wide Wildlife Connectivity Analysis	FY27/FY28	0	0*	150,000	150,000
XXXXX	Drought Response and Resiliency Plan	FY28	0	0	30,000	30,000
XXXXX	Elkus-Lobitos Perimeter Fence	FY26	88,500	0	0	88,500
XXXXX	Gordon Ridge Ponds Improvement	FY27/FY28	0	420,250	60,000	480,250
XXXXX	Grassland Bird Habitat Management Plan	FY27/FY28	0	80,000	20,000	100,000
XXXXX	Los Gatos Creek Watershed Phase 3 (Fuel Treatment Work)	FY27/FY28	0	225,000	225,000	450,000
XXXXX	Mitigation of Routine Maintenance Projects	FY27/FY28	0	20,000	20,000	40,000
XXXXX	October Farms Perimeter Fence	FY26	102,250	0	0	102,250
XXXXX	Rangeland Silvopasture	FY28	0	0	65,000	65,000
XXXXX	Remove Ineffective Pond DR15 in Harrington Grazing Unit	FY28	0	0	150,000	150,000
XXXXX	Strategic Plan for Adaptation and Resilience to Climate Change	FY26/FY27	30,000	20,000	0	50,000
<b>Total</b>			<b>\$8,130,529</b>	<b>\$11,638,519</b>	<b>\$21,573,042</b>	<b>\$41,342,090</b>

\*Staff time only.

## Supporting Projects

Project Name	Project Purpose	Lead Department	Fiscal Year
Districtwide Conservation Management Unit Designation	Review and update as needed the Board-approved Conservation Management Units (CMUs), which may include proposing Use and Management Plan amendments for preserves where CMUs were approved and no longer applicable and identification of new CMUs. Review and update, as needed, the CMU section of the Open Space Use and Management policy.	Planning	FY27/FY28

**Program:** Natural Resource Protection and Restoration  
**Project #:** 35012  
**Fund:** 40 - General Fund Capital

**Operating Budget Impact:** No  
**Area of Interest:** Agriculture

### Driscoll Ranch New Agricultural Well

**Project Purpose**

Provide a well and a new source of water for agricultural use at Driscoll Ranch to replace existing creek diversion to protect creek flows and tie the new well into existing water distribution lines and tanks.

**FY26 Scope**

Complete construction.

**FY27 Scope**

Project completed in prior fiscal year(s).

**FY28 Scope**

Project completed in prior fiscal year(s).

SUMMARY OF ESTIMATED COSTS	Prior Year Actuals	FY25 Estimated Actuals	FY26 Budget	FY27 Projections	FY28 Projections	Estimated Future Years	Total
4000 - Staff Costs	\$ -	\$ -	\$ -	\$ -	\$ -	\$ -	\$ -
5000-7000 - Service & Supplies	-	-	-	-	-	-	-
8100 - Real Estate Services	-	-	-	-	-	-	-
8200 - Architect/Engineering Services	22,155	5,000	10,000	-	-	-	37,155
8300 - Environmental/Planning Services	-	10,000	5,000	-	-	-	15,000
8400 - Inspection/Construction Monitoring	-	-	-	-	-	-	-
8500 - Permitting Fees	2,400	4,500	5,000	-	-	-	11,900
8600 - Construction	-	104,000	29,750	-	-	-	133,750
8700 - Vehicles & Equipment	-	-	-	-	-	-	-
8800 - Structures	-	-	-	-	-	-	-
<b>Grand Total</b>	<b>\$ 24,554</b>	<b>\$ 123,500</b>	<b>\$ 49,750</b>	<b>\$ -</b>	<b>\$ -</b>	<b>\$ -</b>	<b>\$ 197,804</b>

FUNDING SOURCE	Prior Year Actuals	FY25 Estimated Actuals	FY26 Budget	FY27 Projections	FY28 Projections	Estimated Future Years	Total
10 - General Fund Operating	\$ -	\$ -	\$ -	\$ -	\$ -	\$ -	\$ -
20 - Hawthorn Fund	-	-	-	-	-	-	-
30 - Measure AA Capital	-	-	-	-	-	-	-
40 - General Fund Capital	24,554	123,500	49,750	-	-	-	197,804
Grants/Partnerships/Other	-	-	-	-	-	-	-
<b>Grand Total</b>	<b>\$ 24,554</b>	<b>\$ 123,500</b>	<b>\$ 49,750</b>	<b>\$ -</b>	<b>\$ -</b>	<b>\$ -</b>	<b>\$ 197,804</b>

**Program:** Natural Resource Protection and Restoration  
**Project #:** 35016  
**Fund:** 40 - General Fund Capital

**Operating Budget Impact:** No  
**Area of Interest:** Agriculture

### Toto Ranch New Agricultural Well(s)

#### Project Purpose

Drill and install a new agricultural water well in Toto Ranch to replace two existing shallow wells that do not produce sufficient water. This will help the District continue to fulfill its Coastal mission of supporting viable agricultural use of land resources.

#### FY26 Scope

Complete construction and project close out.

#### FY27 Scope

Project completed in prior fiscal year(s).

#### FY28 Scope

Project completed in prior fiscal year(s).

SUMMARY OF ESTIMATED COSTS	Prior Year Actuals	FY25 Estimated Actuals	FY26 Budget	FY27 Projections	FY28 Projections	Estimated Future Years	Total
4000 - Staff Costs	\$ -	\$ -	\$ -	\$ -	\$ -	\$ -	\$ -
5000-7000 - Service & Supplies	-	-	-	-	-	-	-
8100 - Real Estate Services	-	-	-	-	-	-	-
8200 - Architect/Engineering Services	24,175	10,000	-	-	-	-	34,175
8300 - Environmental/Planning Services	-	10,000	7,000	-	-	-	17,000
8400 - Inspection/Construction Monitoring	-	-	-	-	-	-	-
8500 - Permitting Fees	-	6,000	2,000	-	-	-	8,000
8600 - Construction	-	50,000	25,000	-	-	-	75,000
8700 - Vehicles & Equipment	-	-	-	-	-	-	-
8800 - Structures	-	-	-	-	-	-	-
<b>Grand Total</b>	<b>\$ 24,175</b>	<b>\$ 76,000</b>	<b>\$ 34,000</b>	<b>\$ -</b>	<b>\$ -</b>	<b>\$ -</b>	<b>\$ 134,175</b>

FUNDING SOURCE	Prior Year Actuals	FY25 Estimated Actuals	FY26 Budget	FY27 Projections	FY28 Projections	Estimated Future Years	Total
10 - General Fund Operating	\$ -	\$ -	\$ -	\$ -	\$ -	\$ -	\$ -
20 - Hawthorn Fund	-	-	-	-	-	-	-
30 - Measure AA Capital	-	-	-	-	-	-	-
40 - General Fund Capital	24,175	76,000	34,000	-	-	-	134,175
Grants/Partnerships/Other	-	-	-	-	-	-	-
<b>Grand Total</b>	<b>\$ 24,175</b>	<b>\$ 76,000</b>	<b>\$ 34,000</b>	<b>\$ -</b>	<b>\$ -</b>	<b>\$ -</b>	<b>\$ 134,175</b>



**Program:** Natural Resource Protection and Restoration  
**Project #:** 35033  
**Fund:** 40 - General Fund Capital

**Operating Budget Impact:** No  
**Area of Interest:**

### Miramontes Ridge - Madonna Creek Dam Repair

**Project Purpose**

Repair Madonna Creek Pond dam which was damaged by storms. Repairs are required to reinforce the dam integrity and protect sensitive species habitat within the Madonna Creek Pond.

**FY26 Scope**

Start and complete construction, install final erosion control measures. Develop knobcone pine restoration plan. Begin scoping for CEQA review and permit requirements.

**FY27 Scope**

Project completed in prior fiscal year(s).

**FY28 Scope**

Project completed in prior fiscal year(s).

SUMMARY OF ESTIMATED COSTS	Prior Year Actuals	FY25 Estimated Actuals	FY26 Budget	FY27 Projections	FY28 Projections	Estimated Future Years	Total
4000 - Staff Costs	\$ -	\$ -	\$ -	\$ -	\$ -	\$ -	\$ -
5000-7000 - Service & Supplies	-	-	-	-	-	-	-
8100 - Real Estate Services	-	-	-	-	-	-	-
8200 - Architect/Engineering Services	15,099	30,000	40,000	-	-	-	85,099
8300 - Environmental/Planning Services	-	53,000	35,000	-	-	-	88,000
8400 - Inspection/Construction Monitoring	-	-	-	-	-	-	-
8500 - Permitting Fees	-	-	-	-	-	-	-
8600 - Construction	-	5,000	385,000	-	-	-	390,000
8700 - Vehicles & Equipment	-	-	-	-	-	-	-
8800 - Structures	-	-	-	-	-	-	-
<b>Grand Total</b>	<b>\$ 15,099</b>	<b>\$ 88,000</b>	<b>\$ 460,000</b>	<b>\$ -</b>	<b>\$ -</b>	<b>\$ -</b>	<b>\$ 563,099</b>

FUNDING SOURCE	Prior Year Actuals	FY25 Estimated Actuals	FY26 Budget	FY27 Projections	FY28 Projections	Estimated Future Years	Total
10 - General Fund Operating	\$ -	\$ -	\$ -	\$ -	\$ -	\$ -	\$ -
20 - Hawthorn Fund	-	-	-	-	-	-	-
30 - Measure AA Capital	-	-	-	-	-	-	-
40 - General Fund Capital	15,099	88,000	460,000	-	-	-	563,099
Grants/Partnerships/Other	-	-	-	-	-	-	-
<b>Grand Total</b>	<b>\$ 15,099</b>	<b>\$ 88,000</b>	<b>\$ 460,000</b>	<b>\$ -</b>	<b>\$ -</b>	<b>\$ -</b>	<b>\$ 563,099</b>

**Program:** Natural Resource Protection and Restoration  
**Project #:** 61030  
**Fund:** 10 - General Fund Operating

**Operating Budget Impact:** Yes  
**Area of Interest:** Agriculture

### Toto Ranch Agricultural Plan

**Project Purpose**

Develop a sustainable agricultural plan for Toto Ranch to establish an agricultural lease with the tenants.

**FY26 Scope**

Prepare the agricultural plan and lease with the current tenants.

**FY27 Scope**

Finalize lease terms, complete CEQA and obtain Board approval in Q1-Q2. Implement lease Q3-Q4.

**FY28 Scope**

Project completed in prior fiscal year(s).

SUMMARY OF ESTIMATED COSTS	Prior Year Actuals	FY25 Estimated Actuals	FY26 Budget	FY27 Projections	FY28 Projections	Estimated Future Years	Total
4000 - Staff Costs	\$ -	\$ -	\$ -	\$ -	\$ -	\$ -	\$ -
5000-7000 - Service & Supplies	-	-	102,000	75,000	-	-	177,000
8100 - Real Estate Services	-	-	-	-	-	-	-
8200 - Architect/Engineering Services	-	-	-	-	-	-	-
8300 - Environmental/Planning Services	-	-	-	-	-	-	-
8400 - Inspection/Construction Monitoring	-	-	-	-	-	-	-
8500 - Permitting Fees	-	-	-	-	-	-	-
8600 - Construction	-	-	-	-	-	-	-
8700 - Vehicles & Equipment	-	-	-	-	-	-	-
8800 - Structures	-	-	-	-	-	-	-
<b>Grand Total</b>	<b>\$ -</b>	<b>\$ -</b>	<b>\$ 102,000</b>	<b>\$ 75,000</b>	<b>\$ -</b>	<b>\$ -</b>	<b>\$ 177,000</b>

FUNDING SOURCE	Prior Year Actuals	FY25 Estimated Actuals	FY26 Budget	FY27 Projections	FY28 Projections	Estimated Future Years	Total
10 - General Fund Operating	\$ -	\$ -	\$ 102,000	\$ 75,000	\$ -	\$ -	\$ 177,000
20 - Hawthorn Fund	-	-	-	-	-	-	-
30 - Measure AA Capital	-	-	-	-	-	-	-
40 - General Fund Capital	-	-	-	-	-	-	-
Grants/Partnerships/Other	-	-	-	-	-	-	-
<b>Grand Total</b>	<b>\$ -</b>	<b>\$ -</b>	<b>\$ 102,000</b>	<b>\$ 75,000</b>	<b>\$ -</b>	<b>\$ -</b>	<b>\$ 177,000</b>

**Program:** Natural Resource Protection and Restoration  
**Project #:** 61031  
**Fund:** 10 - General Fund Operating

**Operating Budget Impact:** No  
**Area of Interest:** Fire Prevention

### Wildland Fire Capacity

#### Project Purpose

Utilize \$1.08 million in State Coastal Conservancy grant funding to build staff capacity, purchase additional fuel treatment equipment, and implement fuel reduction work in four preserves.

#### FY26 Scope

Complete last year (year 4) of grant-funded work: fuel treatments along Alpine Road in Russian Ridge and Skyline Ridge preserves and ecosystem fire resiliency enhancements for Kings Mountain manzanita at El Corte de Madera Creek Preserve.

#### FY27 Scope

Project completed in prior fiscal year(s).

#### FY28 Scope

Project completed in prior fiscal year(s).

SUMMARY OF ESTIMATED COSTS	Prior Year Actuals	FY25 Estimated Actuals	FY26 Budget	FY27 Projections	FY28 Projections	Estimated Future Years	Total
4000 - Staff Costs	\$ 284,830	\$ 300,000	\$ -	\$ -	\$ -	\$ -	\$ 584,830
5000-7000 - Service & Supplies	252,659	24,000	135,000	-	-	-	411,659
8100 - Real Estate Services	-	-	-	-	-	-	-
8200 - Architect/Engineering Services	-	-	-	-	-	-	-
8300 - Environmental/Planning Services	-	-	-	-	-	-	-
8400 - Inspection/Construction Monitoring	-	-	-	-	-	-	-
8500 - Permitting Fees	-	-	-	-	-	-	-
8600 - Construction	-	-	-	-	-	-	-
8700 - Vehicles & Equipment	-	-	-	-	-	-	-
8800 - Structures	-	-	-	-	-	-	-
<b>Grand Total</b>	<b>\$ 537,490</b>	<b>\$ 324,000</b>	<b>\$ 135,000</b>	<b>\$ -</b>	<b>\$ -</b>	<b>\$ -</b>	<b>\$ 996,490</b>

FUNDING SOURCE	Prior Year Actuals	FY25 Estimated Actuals	FY26 Budget	FY27 Projections	FY28 Projections	Estimated Future Years	Total
10 - General Fund Operating	\$ (169,323)	\$ 83,000	\$ 87,000	\$ -	\$ -	\$ -	\$ 677
20 - Hawthorn Fund	-	-	-	-	-	-	-
30 - Measure AA Capital	-	-	-	-	-	-	-
40 - General Fund Capital	-	-	-	-	-	-	-
Grants/Partnerships/Other	706,813	241,000	48,000	-	-	-	995,813
<b>Grand Total</b>	<b>\$ 537,490</b>	<b>\$ 324,000</b>	<b>\$ 135,000</b>	<b>\$ -</b>	<b>\$ -</b>	<b>\$ -</b>	<b>\$ 996,490</b>

**Program:** Natural Resource Protection and Restoration  
**Project #:** 61050  
**Fund:** 40 - General Fund Capital

**Operating Budget Impact:** No  
**Area of Interest:**

### Purisima Creek Redwoods - Purisima Ponds

**Project Purpose**

Pond berm was damaged due to erosion from overtopping during winter storms, and a full rebuild is necessary.

**FY26 Scope**

Finalize construction documents, complete CEQA and permitting. Complete bidding process and award of contract.

**FY27 Scope**

Complete construction.

**FY28 Scope**

Project completed in prior fiscal year(s).

SUMMARY OF ESTIMATED COSTS	Prior Year Actuals	FY25 Estimated Actuals	FY26 Budget	FY27 Projections	FY28 Projections	Estimated Future Years	Total
4000 - Staff Costs	\$ -	\$ -	\$ -	\$ -	\$ -	\$ -	\$ -
5000-7000 - Service & Supplies	-	-	-	-	-	-	-
8100 - Real Estate Services	-	-	-	-	-	-	-
8200 - Architect/Engineering Services	-	83,000	62,000	49,000	-	-	194,000
8300 - Environmental/Planning Services	-	20,000	-	10,000	-	-	30,000
8400 - Inspection/Construction Monitoring	-	-	-	50,000	-	-	50,000
8500 - Permitting Fees	-	-	-	-	-	-	-
8600 - Construction	-	1,000	-	201,000	-	-	202,000
8700 - Vehicles & Equipment	-	-	-	-	-	-	-
8800 - Structures	-	-	-	-	-	-	-
<b>Grand Total</b>	<b>\$ -</b>	<b>\$ 104,000</b>	<b>\$ 62,000</b>	<b>\$ 310,000</b>	<b>\$ -</b>	<b>\$ -</b>	<b>\$ 476,000</b>

FUNDING SOURCE	Prior Year Actuals	FY25 Estimated Actuals	FY26 Budget	FY27 Projections	FY28 Projections	Estimated Future Years	Total
10 - General Fund Operating	\$ -	\$ -	\$ -	\$ -	\$ -	\$ -	\$ -
20 - Hawthorn Fund	-	-	-	-	-	-	-
30 - Measure AA Capital	-	-	-	-	-	-	-
40 - General Fund Capital	-	104,000	62,000	310,000	-	-	476,000
Grants/Partnerships/Other	-	-	-	-	-	-	-
<b>Grand Total</b>	<b>\$ -</b>	<b>\$ 104,000</b>	<b>\$ 62,000</b>	<b>\$ 310,000</b>	<b>\$ -</b>	<b>\$ -</b>	<b>\$ 476,000</b>

**Program:** Natural Resource Protection and Restoration  
**Project #:** 61056  
**Fund:** 10 - General Fund Operating

**Operating Budget Impact:** No  
**Area of Interest:** Fire Prevention

### Los Gatos Creek Watershed Phase 2 (Fuel Treatment)

#### Project Purpose

Implement the Phase 2 CalFire grant at multiple preserves to improve wildland fire resiliency to protect ecosystem function.

#### FY26 Scope

Begin year 2 of treatment, including the removal of high priority invasive species from projects sites. Continue seed procurement for post-treatment.

#### FY27 Scope

Begin year 3 (final year) of treatment, including the removal of high-priority invasive species from project sites. Continue seed procurement for post-treatment.

#### FY28 Scope

Project completed in prior fiscal year(s).

SUMMARY OF ESTIMATED COSTS	Prior Year Actuals	FY25 Estimated Actuals	FY26 Budget	FY27 Projections	FY28 Projections	Estimated Future Years	Total
4000 - Staff Costs	\$ -	\$ -	\$ -	\$ -	\$ -	\$ -	\$ -
5000-7000 - Service & Supplies	-	140,000	100,000	95,000	-	-	335,000
8100 - Real Estate Services	-	-	-	-	-	-	-
8200 - Architect/Engineering Services	-	-	-	-	-	-	-
8300 - Environmental/Planning Services	-	-	-	-	-	-	-
8400 - Inspection/Construction Monitoring	-	-	-	-	-	-	-
8500 - Permitting Fees	-	-	-	-	-	-	-
8600 - Construction	-	-	-	-	-	-	-
8700 - Vehicles & Equipment	-	-	-	-	-	-	-
8800 - Structures	-	-	-	-	-	-	-
<b>Grand Total</b>	<b>\$ -</b>	<b>\$ 140,000</b>	<b>\$ 100,000</b>	<b>\$ 95,000</b>	<b>\$ -</b>	<b>\$ -</b>	<b>\$ 335,000</b>

FUNDING SOURCE	Prior Year Actuals	FY25 Estimated Actuals	FY26 Budget	FY27 Projections	FY28 Projections	Estimated Future Years	Total
10 - General Fund Operating	\$ -	\$ 140,000	\$ 100,000	\$ 95,000	\$ -	\$ -	\$ 335,000
20 - Hawthorn Fund	-	-	-	-	-	-	-
30 - Measure AA Capital	-	-	-	-	-	-	-
40 - General Fund Capital	-	-	-	-	-	-	-
Grants/Partnerships/Other	-	-	-	-	-	-	-
<b>Grand Total</b>	<b>\$ -</b>	<b>\$ 140,000</b>	<b>\$ 100,000</b>	<b>\$ 95,000</b>	<b>\$ -</b>	<b>\$ -</b>	<b>\$ 335,000</b>

**Program:** Natural Resource Protection and Restoration  
**Project #:** 80054  
**Fund:** 10 - General Fund Operating

**Operating Budget Impact:** Yes  
**Area of Interest:**

### Badger/Burrowing Owl Management

#### Project Purpose

Continue effort toward badger genetic analysis in partnership with CDFW and implement badger enhancements at specific locations to be identified. Conduct pilot study to research burrowing owl (BUOW) wintering habitat use and migratory behavior through banding. Determine if habitat enhancement is necessary. Implement board approved actions, generated during the Fog Drift Vista Trail naming effort, for highlighting the presence of American badgers in the Skyline area.

#### FY26 Scope

Continue effort toward badger genetic analysis and implement badger enhancements at specific locations to be identified. Badger web effort (ESRI story map).

#### FY27 Scope

Continue badger items. Develop RFPQ for consulting services for BUOW habitat use assessment and/or migration and distribution assessment. Begin fieldwork and desktop analysis. Host a Badger Lunch and Learn presentation.

#### FY28 Scope

Continue badger enhancements. Complete badger genetic analysis and partnership with CDFW. Complete BUOW habitat use assessment and/or migration and distribution assessment.

SUMMARY OF ESTIMATED COSTS	Prior Year Actuals	FY25 Estimated Actuals	FY26 Budget	FY27 Projections	FY28 Projections	Estimated Future Years	Total
4000 - Staff Costs	\$ -	\$ -	\$ -	\$ -	\$ -	\$ -	\$ -
5000-7000 - Service & Supplies	260,477	-	105,000	20,000	20,000	-	405,477
8100 - Real Estate Services	-	-	-	-	-	-	-
8200 - Architect/Engineering Services	-	-	-	-	-	-	-
8300 - Environmental/Planning Services	-	-	-	-	-	-	-
8400 - Inspection/Construction Monitoring	-	-	-	-	-	-	-
8500 - Permitting Fees	-	-	-	-	-	-	-
8600 - Construction	-	-	-	-	-	-	-
8700 - Vehicles & Equipment	-	-	-	-	-	-	-
8800 - Structures	-	-	-	-	-	-	-
<b>Grand Total</b>	<b>\$ 260,477</b>	<b>\$ -</b>	<b>\$ 105,000</b>	<b>\$ 20,000</b>	<b>\$ 20,000</b>	<b>\$ -</b>	<b>\$ 405,477</b>

FUNDING SOURCE	Prior Year Actuals	FY25 Estimated Actuals	FY26 Budget	FY27 Projections	FY28 Projections	Estimated Future Years	Total
10 - General Fund Operating	\$ 260,477	\$ -	\$ 105,000	\$ 20,000	\$ 20,000	\$ -	\$ 405,477
20 - Hawthorn Fund	-	-	-	-	-	-	-
30 - Measure AA Capital	-	-	-	-	-	-	-
40 - General Fund Capital	-	-	-	-	-	-	-
Grants/Partnerships/Other	-	-	-	-	-	-	-
<b>Grand Total</b>	<b>\$ 260,477</b>	<b>\$ -</b>	<b>\$ 105,000</b>	<b>\$ 20,000</b>	<b>\$ 20,000</b>	<b>\$ -</b>	<b>\$ 405,477</b>



**Program:** Natural Resource Protection and Restoration  
**Project #:** 80058  
**Fund:** 10 - General Fund Operating

**Operating Budget Impact:** Yes  
**Area of Interest:**

### Districtwide Herpetofauna & Aquatic Habitat Assessment

#### Project Purpose

Conduct aquatic surveys Districtwide to understand aquatic habitat distribution and resident species composition to inform management and protection of aquatic habitats.

#### FY26 Scope

Conduct Year 1 of aquatic habitat surveys.

#### FY27 Scope

Conduct Year 2 of aquatic habitat surveys and compile findings in draft report.

#### FY28 Scope

Submittal of final report.

SUMMARY OF ESTIMATED COSTS	Prior Year Actuals	FY25 Estimated Actuals	FY26 Budget	FY27 Projections	FY28 Projections	Estimated Future Years	Total
4000 - Staff Costs	\$ -	\$ -	\$ -	\$ -	\$ -	\$ -	\$ -
5000-7000 - Service & Supplies	94,716	70,000	87,895	49,662	16,152	-	318,425
8100 - Real Estate Services	-	-	-	-	-	-	-
8200 - Architect/Engineering Services	-	-	-	-	-	-	-
8300 - Environmental/Planning Services	-	-	-	-	-	-	-
8400 - Inspection/Construction Monitoring	-	-	-	-	-	-	-
8500 - Permitting Fees	-	-	-	-	-	-	-
8600 - Construction	-	-	-	-	-	-	-
8700 - Vehicles & Equipment	-	-	-	-	-	-	-
8800 - Structures	-	-	-	-	-	-	-
<b>Grand Total</b>	<b>\$ 94,716</b>	<b>\$ 70,000</b>	<b>\$ 87,895</b>	<b>\$ 49,662</b>	<b>\$ 16,152</b>	<b>\$ -</b>	<b>\$ 318,425</b>

FUNDING SOURCE	Prior Year Actuals	FY25 Estimated Actuals	FY26 Budget	FY27 Projections	FY28 Projections	Estimated Future Years	Total
10 - General Fund Operating	\$ 94,716	\$ 70,000	\$ 87,895	\$ 49,662	\$ 16,152	\$ -	\$ 318,425
20 - Hawthorn Fund	-	-	-	-	-	-	-
30 - Measure AA Capital	-	-	-	-	-	-	-
40 - General Fund Capital	-	-	-	-	-	-	-
Grants/Partnerships/Other	-	-	-	-	-	-	-
<b>Grand Total</b>	<b>\$ 94,716</b>	<b>\$ 70,000</b>	<b>\$ 87,895</b>	<b>\$ 49,662</b>	<b>\$ 16,152</b>	<b>\$ -</b>	<b>\$ 318,425</b>

**Program:** Natural Resource Protection and Restoration  
**Project #:** 80059  
**Fund:** 40 - General Fund Capital

**Operating Budget Impact:** No  
**Area of Interest:**

### Groundwater Well Decommissioning

**Project Purpose**

Prevent groundwater contamination by sealing unused and abandoned wells.

**FY26 Scope**

Hire a contractor to acquire permits and decommission wells in Monte Bello off of Stevens Canyon Rd and upper La Honda Creek.

**FY27 Scope**

Hire a contractor to acquire permits and decommission wells, locations TBD.

**FY28 Scope**

Hire a contractor to acquire permits and decommission wells, locations TBD.

SUMMARY OF ESTIMATED COSTS	Prior Year Actuals	FY25 Estimated Actuals	FY26 Budget	FY27 Projections	FY28 Projections	Estimated Future Years	Total
4000 - Staff Costs	\$ -	\$ -	\$ -	\$ -	\$ -	\$ -	\$ -
5000-7000 - Service & Supplies	-	-	-	-	-	-	-
8100 - Real Estate Services	-	-	-	-	-	-	-
8200 - Architect/Engineering Services	-	5,000	10,000	10,000	10,000	-	35,000
8300 - Environmental/Planning Services	2,272	7,500	15,000	15,000	15,000	-	54,772
8400 - Inspection/Construction Monitoring	-	-	-	-	-	-	-
8500 - Permitting Fees	156	3,500	7,000	7,000	7,000	-	24,656
8600 - Construction	172,433	30,000	101,000	101,000	101,000	-	505,433
8700 - Vehicles & Equipment	-	-	-	-	-	-	-
8800 - Structures	-	-	-	-	-	-	-
<b>Grand Total</b>	<b>\$ 174,861</b>	<b>\$ 46,000</b>	<b>\$ 133,000</b>	<b>\$ 133,000</b>	<b>\$ 133,000</b>	<b>\$ -</b>	<b>\$ 619,861</b>

FUNDING SOURCE	Prior Year Actuals	FY25 Estimated Actuals	FY26 Budget	FY27 Projections	FY28 Projections	Estimated Future Years	Total
10 - General Fund Operating	\$ -	\$ -	\$ -	\$ -	\$ -	\$ -	\$ -
20 - Hawthorn Fund	-	-	-	-	-	-	-
30 - Measure AA Capital	-	-	-	-	-	-	-
40 - General Fund Capital	174,861	46,000	133,000	133,000	133,000	-	619,861
Grants/Partnerships/Other	-	-	-	-	-	-	-
<b>Grand Total</b>	<b>\$ 174,861</b>	<b>\$ 46,000</b>	<b>\$ 133,000</b>	<b>\$ 133,000</b>	<b>\$ 133,000</b>	<b>\$ -</b>	<b>\$ 619,861</b>

**Program:** Natural Resource Protection and Restoration  
**Project #:** 80065  
**Fund:** 10 - General Fund Operating

**Operating Budget Impact:** Yes  
**Area of Interest:** Fire Prevention

### IPM Implementation of Valley Water Grant

**Project Purpose**

Revitalize habitat for rare, threatened and endangered species and create a more contiguous native vegetation corridor for wildlife, including pollinators, by removing invasive plants and/or revegetating with native species. Funding is prioritized for projects that include community partnerships or provide education for nearby landowners and other stakeholder groups on the control of harmful species.

**FY26 Scope**

Conduct year 9 of project implementation.

**FY27 Scope**

Conduct final year (year 10) of project implementation.

**FY28 Scope**

Project completed in prior fiscal year(s).

SUMMARY OF ESTIMATED COSTS	Prior Year Actuals	FY25 Estimated Actuals	FY26 Budget	FY27 Projections	FY28 Projections	Estimated Future Years	Total
4000 - Staff Costs	\$ -	\$ -	\$ -	\$ -	\$ -	\$ -	\$ -
5000-7000 - Service & Supplies	526,888	275,000	275,000	250,000	-	-	1,326,888
8100 - Real Estate Services	-	-	-	-	-	-	-
8200 - Architect/Engineering Services	-	-	-	-	-	-	-
8300 - Environmental/Planning Services	-	-	-	-	-	-	-
8400 - Inspection/Construction Monitoring	-	-	-	-	-	-	-
8500 - Permitting Fees	-	-	-	-	-	-	-
8600 - Construction	-	-	-	-	-	-	-
8700 - Vehicles & Equipment	-	-	-	-	-	-	-
8800 - Structures	-	-	-	-	-	-	-
<b>Grand Total</b>	<b>\$ 526,888</b>	<b>\$ 275,000</b>	<b>\$ 275,000</b>	<b>\$ 250,000</b>	<b>\$ -</b>	<b>\$ -</b>	<b>\$ 1,326,888</b>

FUNDING SOURCE	Prior Year Actuals	FY25 Estimated Actuals	FY26 Budget	FY27 Projections	FY28 Projections	Estimated Future Years	Total
10 - General Fund Operating	\$ 23,002	\$ 131,000	\$ -	\$ (25,000)	\$ -	\$ -	\$ 129,002
20 - Hawthorn Fund	-	-	-	-	-	-	-
30 - Measure AA Capital	-	-	-	-	-	-	-
40 - General Fund Capital	-	-	-	-	-	-	-
Grants/Partnerships/Other	503,886	144,000	275,000	275,000	-	-	1,197,886
<b>Grand Total</b>	<b>\$ 526,888</b>	<b>\$ 275,000</b>	<b>\$ 275,000</b>	<b>\$ 250,000</b>	<b>\$ -</b>	<b>\$ -</b>	<b>\$ 1,326,888</b>

**Program:** Natural Resource Protection and Restoration  
**Project #:** 80069  
**Fund:** 10 - General Fund Operating

**Operating Budget Impact:** No  
**Area of Interest:**

### Human/Mountain Lion Interaction Management

#### Project Purpose

Track mountain lion use of select preserves (focusing on Rancho San Antonio) to inform wildlife management and public use decisions that are protective of wildlife and reduce potential human interaction conflicts.

#### FY26 Scope

Receive final year status report and finalize strategies for implementation. Finalize Human-Mountain Lion Interaction Management Plan. Work with consultant on publication and presentation of findings at appropriate conferences and to partner organizations and regulatory agencies (CDFW).

#### FY27 Scope

Begin CEQA process for implementation where needed.

#### FY28 Scope

Implement recommendations from management plan.

SUMMARY OF ESTIMATED COSTS	Prior Year Actuals	FY25 Estimated Actuals	FY26 Budget	FY27 Projections	FY28 Projections	Estimated Future Years	Total
4000 - Staff Costs	\$ -	\$ -	\$ -	\$ -	\$ -	\$ -	\$ -
5000-7000 - Service & Supplies	346,021	100,000	236,382	50,000	100,000	-	832,403
8100 - Real Estate Services	-	-	-	-	-	-	-
8200 - Architect/Engineering Services	-	-	-	-	-	-	-
8300 - Environmental/Planning Services	-	-	-	-	-	-	-
8400 - Inspection/Construction Monitoring	-	-	-	-	-	-	-
8500 - Permitting Fees	-	-	-	-	-	-	-
8600 - Construction	-	-	-	-	-	-	-
8700 - Vehicles & Equipment	-	-	-	-	-	-	-
8800 - Structures	-	-	-	-	-	-	-
<b>Grand Total</b>	<b>\$ 346,021</b>	<b>\$ 100,000</b>	<b>\$ 236,382</b>	<b>\$ 50,000</b>	<b>\$ 100,000</b>	<b>\$ -</b>	<b>\$ 832,403</b>

FUNDING SOURCE	Prior Year Actuals	FY25 Estimated Actuals	FY26 Budget	FY27 Projections	FY28 Projections	Estimated Future Years	Total
10 - General Fund Operating	\$ 346,021	\$ 100,000	\$ 236,382	\$ 50,000	\$ 100,000	\$ -	\$ 832,403
20 - Hawthorn Fund	-	-	-	-	-	-	-
30 - Measure AA Capital	-	-	-	-	-	-	-
40 - General Fund Capital	-	-	-	-	-	-	-
Grants/Partnerships/Other	-	-	-	-	-	-	-
<b>Grand Total</b>	<b>\$ 346,021</b>	<b>\$ 100,000</b>	<b>\$ 236,382</b>	<b>\$ 50,000</b>	<b>\$ 100,000</b>	<b>\$ -</b>	<b>\$ 832,403</b>

**Program:** Natural Resource Protection and Restoration  
**Project #:** 80072  
**Fund:** 10 - General Fund Operating

**Operating Budget Impact:** Yes  
**Area of Interest:** Fire Prevention

### Irish Ridge Restoration

**Project Purpose**

Restore habitat on the Irish Ridge property. Plan, permit and implement habitat restoration for special status species, as well as climate change and wildland fire resiliency.

**FY26 Scope**

Pending permitting, begin implementation of restoration plan.

**FY27 Scope**

Continue restoration plan implementation.

**FY28 Scope**

Continue restoration plan implementation.

SUMMARY OF ESTIMATED COSTS	Prior Year Actuals	FY25 Estimated Actuals	FY26 Budget	FY27 Projections	FY28 Projections	Estimated Future Years	Total
4000 - Staff Costs	\$ -	\$ -	\$ -	\$ -	\$ -	\$ -	\$ -
5000-7000 - Service & Supplies	59,898	50,000	85,000	462,500	460,000	835,000	1,952,398
8100 - Real Estate Services	-	-	-	-	-	-	-
8200 - Architect/Engineering Services	-	-	-	-	-	-	-
8300 - Environmental/Planning Services	-	-	-	-	-	-	-
8400 - Inspection/Construction Monitoring	-	-	-	-	-	-	-
8500 - Permitting Fees	-	-	-	-	-	-	-
8600 - Construction	-	-	-	-	-	-	-
8700 - Vehicles & Equipment	-	-	-	-	-	-	-
8800 - Structures	-	-	-	-	-	-	-
<b>Grand Total</b>	<b>\$ 59,898</b>	<b>\$ 50,000</b>	<b>\$ 85,000</b>	<b>\$ 462,500</b>	<b>\$ 460,000</b>	<b>\$ 835,000</b>	<b>\$ 1,952,398</b>

FUNDING SOURCE	Prior Year Actuals	FY25 Estimated Actuals	FY26 Budget	FY27 Projections	FY28 Projections	Estimated Future Years	Total
10 - General Fund Operating	\$ 59,898	\$ 50,000	\$ 85,000	\$ 462,500	\$ 460,000	\$ 835,000	\$ 1,952,398
20 - Hawthorn Fund	-	-	-	-	-	-	-
30 - Measure AA Capital	-	-	-	-	-	-	-
40 - General Fund Capital	-	-	-	-	-	-	-
Grants/Partnerships/Other	-	-	-	-	-	-	-
<b>Grand Total</b>	<b>\$ 59,898</b>	<b>\$ 50,000</b>	<b>\$ 85,000</b>	<b>\$ 462,500</b>	<b>\$ 460,000</b>	<b>\$ 835,000</b>	<b>\$ 1,952,398</b>

**Program:** Natural Resource Protection and Restoration  
**Project #:** 80073  
**Fund:** 10 - General Fund Operating

**Operating Budget Impact:** No  
**Area of Interest:**

### Oversight of Lehigh Quarry Activities

#### Project Purpose

Protect Midpen interests throughout the Lehigh Quarry Reclamation Plan Review process and related activities.

#### FY26 Scope

Continue to work with partners, stakeholders, county and Lehigh to maximize protection of Midpen interests. Hire a consultant to continue monitoring the Ridgeline Easement. Hire a consultant to review the 2023 Reclamation Plan Amendment.

#### FY27 Scope

Continue to work with partners, stakeholders, county and Lehigh to maximize protection of Midpen interests. Continue monitoring the Ridgeline Easement. Finalize consultant-led review of the 2023 Reclamation Plan Amendment.

#### FY28 Scope

Continue to work with partners, stakeholders, county and Lehigh to maximize protection of Midpen interests. Continue monitoring the Ridgeline Easement.

SUMMARY OF ESTIMATED COSTS	Prior Year Actuals	FY25 Estimated Actuals	FY26 Budget	FY27 Projections	FY28 Projections	Estimated Future Years	Total
4000 - Staff Costs	\$ -	\$ -	\$ -	\$ -	\$ -	\$ -	\$ -
5000-7000 - Service & Supplies	47,567	33,000	47,000	40,000	10,000	40,000	217,567
8100 - Real Estate Services	-	-	-	-	-	-	-
8200 - Architect/Engineering Services	-	-	-	-	-	-	-
8300 - Environmental/Planning Services	-	-	-	-	-	-	-
8400 - Inspection/Construction Monitoring	-	-	-	-	-	-	-
8500 - Permitting Fees	-	-	-	-	-	-	-
8600 - Construction	-	-	-	-	-	-	-
8700 - Vehicles & Equipment	-	-	-	-	-	-	-
8800 - Structures	-	-	-	-	-	-	-
<b>Grand Total</b>	<b>\$ 47,567</b>	<b>\$ 33,000</b>	<b>\$ 47,000</b>	<b>\$ 40,000</b>	<b>\$ 10,000</b>	<b>\$ 40,000</b>	<b>\$ 217,567</b>

FUNDING SOURCE	Prior Year Actuals	FY25 Estimated Actuals	FY26 Budget	FY27 Projections	FY28 Projections	Estimated Future Years	Total
10 - General Fund Operating	\$ 47,567	\$ 33,000	\$ 47,000	\$ 40,000	\$ 10,000	\$ 40,000	\$ 217,567
20 - Hawthorn Fund	-	-	-	-	-	-	-
30 - Measure AA Capital	-	-	-	-	-	-	-
40 - General Fund Capital	-	-	-	-	-	-	-
Grants/Partnerships/Other	-	-	-	-	-	-	-
<b>Grand Total</b>	<b>\$ 47,567</b>	<b>\$ 33,000</b>	<b>\$ 47,000</b>	<b>\$ 40,000</b>	<b>\$ 10,000</b>	<b>\$ 40,000</b>	<b>\$ 217,567</b>

**Program:** Natural Resource Protection and Restoration  
**Project #:** 80081  
**Fund:** 40 - General Fund Capital

**Operating Budget Impact:** No  
**Area of Interest:**

### Pescadero Watershed Sediment Reduction Implementation

**Project Purpose**

Improve spillway conditions at Alpine Pond to reduce erosion, improve habitat.

**FY26 Scope**

Develop conceptual plan for board approval, cultural survey, initial permitting outreach with agencies.

**FY27 Scope**

Continue spillway design work, CEQA, continue permitting.

**FY28 Scope**

Civil engineering, construction estimate, drainage improvement work.

SUMMARY OF ESTIMATED COSTS	Prior Year Actuals	FY25 Estimated Actuals	FY26 Budget	FY27 Projections	FY28 Projections	Estimated Future Years	Total
4000 - Staff Costs	\$ -	\$ -	\$ -	\$ -	\$ -	\$ -	\$ -
5000-7000 - Service & Supplies	-	-	-	-	-	-	-
8100 - Real Estate Services	-	-	-	-	-	-	-
8200 - Architect/Engineering Services	156,194	179,000	150,000	100,000	75,000	75,000	735,194
8300 - Environmental/Planning Services	-	-	60,000	55,000	-	50,000	165,000
8400 - Inspection/Construction Monitoring	-	-	-	-	140,000	120,000	260,000
8500 - Permitting Fees	-	-	30,000	-	-	-	30,000
8600 - Construction	-	-	-	-	300,000	650,000	950,000
8700 - Vehicles & Equipment	-	-	-	-	-	-	-
8800 - Structures	-	-	-	-	-	-	-
<b>Grand Total</b>	<b>\$ 156,194</b>	<b>\$ 179,000</b>	<b>\$ 240,000</b>	<b>\$ 155,000</b>	<b>\$ 515,000</b>	<b>\$ 895,000</b>	<b>\$ 2,140,194</b>

FUNDING SOURCE	Prior Year Actuals	FY25 Estimated Actuals	FY26 Budget	FY27 Projections	FY28 Projections	Estimated Future Years	Total
10 - General Fund Operating	\$ -	\$ -	\$ -	\$ -	\$ -	\$ -	\$ -
20 - Hawthorn Fund	-	-	-	-	-	-	-
30 - Measure AA Capital	-	-	-	-	-	-	-
40 - General Fund Capital	156,194	179,000	240,000	155,000	515,000	895,000	2,140,194
Grants/Partnerships/Other	-	-	-	-	-	-	-
<b>Grand Total</b>	<b>\$ 156,194</b>	<b>\$ 179,000</b>	<b>\$ 240,000</b>	<b>\$ 155,000</b>	<b>\$ 515,000</b>	<b>\$ 895,000</b>	<b>\$ 2,140,194</b>



**Program:** Natural Resource Protection and Restoration  
**Project #:** 80083  
**Fund:** 10 - General Fund Operating

**Operating Budget Impact:** Yes  
**Area of Interest:** Fire Prevention

### Santa Cruz Kangaroo Rat Habitat and Population Management

#### Project Purpose

Assess habitat and support genetic research to inform the development of a habitat and population management plan (HPMP). The HPMP will identify opportunities for site-specific enhancements to increase species resiliency of Santa Cruz kangaroo rat.

#### FY26 Scope

Continue implementation of pilot fuels treatment under the Wildland Fire Resiliency CEQA coverage that protects and maintains kangaroo rat habitat.

#### FY27 Scope

Identify long term habitat enhancements and begin long-term monitoring of kangaroo rat population response. Partner with State Parks and/or Open Space Authority for translocations, if recommended. Future monitoring and partnering will switch to core work.

#### FY28 Scope

Continue habitat enhancements, monitoring, and partnerships with State Parks, San Jose Water, and SC County Parks and OSA.

SUMMARY OF ESTIMATED COSTS	Prior Year Actuals	FY25 Estimated Actuals	FY26 Budget	FY27 Projections	FY28 Projections	Estimated Future Years	Total
4000 - Staff Costs	\$ -	\$ -	\$ -	\$ -	\$ -	\$ -	\$ -
5000-7000 - Service & Supplies	208,631	65,000	90,000	365,000	390,000	-	1,118,631
8100 - Real Estate Services	-	-	-	-	-	-	-
8200 - Architect/Engineering Services	-	-	-	-	-	-	-
8300 - Environmental/Planning Services	-	-	-	-	-	-	-
8400 - Inspection/Construction Monitoring	-	-	-	-	-	-	-
8500 - Permitting Fees	-	-	-	-	-	-	-
8600 - Construction	-	-	-	-	-	-	-
8700 - Vehicles & Equipment	-	-	-	-	-	-	-
8800 - Structures	-	-	-	-	-	-	-
<b>Grand Total</b>	<b>\$ 208,631</b>	<b>\$ 65,000</b>	<b>\$ 90,000</b>	<b>\$ 365,000</b>	<b>\$ 390,000</b>	<b>\$ -</b>	<b>\$ 1,118,631</b>

FUNDING SOURCE	Prior Year Actuals	FY25 Estimated Actuals	FY26 Budget	FY27 Projections	FY28 Projections	Estimated Future Years	Total
10 - General Fund Operating	\$ 127,152	\$ (43,286)	\$ -	\$ 365,000	\$ 390,000	\$ -	\$ 838,866
20 - Hawthorn Fund	-	-	-	-	-	-	-
30 - Measure AA Capital	-	-	-	-	-	-	-
40 - General Fund Capital	-	-	-	-	-	-	-
Grants/Partnerships/Other	81,479	108,286	90,000	-	-	-	279,765
<b>Grand Total</b>	<b>\$ 208,631</b>	<b>\$ 65,000</b>	<b>\$ 90,000</b>	<b>\$ 365,000</b>	<b>\$ 390,000</b>	<b>\$ -</b>	<b>\$ 1,118,631</b>

**Program:** Natural Resource Protection and Restoration  
**Project #:** 80084  
**Fund:** 10 - General Fund Operating

**Operating Budget Impact:** Yes  
**Area of Interest:**

### Remediation of Planting Sites

#### Project Purpose

Oregon State University (OSU) to provide remediation recommendations for restoration sites contaminated with soil pathogens and preventative strategies for future restoration projects. Staff to then identify remedial actions to pursue based on capacity, costs, and other factors to manage for Phytophthora and protect the natural resources.

#### FY26 Scope

Issue a RFPQ to hire a consultant to prepare a remediation plan and Best Management Practices (BMPs) that are informed by the OSU recommendations.

#### FY27 Scope

Implement first year of remediation of restoration sites contaminated with soil pathogens.

#### FY28 Scope

Implement second year of remediation of restoration sites contaminated with soil pathogens.

SUMMARY OF ESTIMATED COSTS	Prior Year Actuals	FY25 Estimated Actuals	FY26 Budget	FY27 Projections	FY28 Projections	Estimated Future Years	Total
4000 - Staff Costs	\$ -	\$ -	\$ -	\$ -	\$ -	\$ -	\$ -
5000-7000 - Service & Supplies	-	-	50,000	50,000	50,000	-	150,000
8100 - Real Estate Services	-	-	-	-	-	-	-
8200 - Architect/Engineering Services	-	-	-	-	-	-	-
8300 - Environmental/Planning Services	-	-	-	-	-	-	-
8400 - Inspection/Construction Monitoring	-	-	-	-	-	-	-
8500 - Permitting Fees	-	-	-	-	-	-	-
8600 - Construction	-	-	-	-	-	-	-
8700 - Vehicles & Equipment	-	-	-	-	-	-	-
8800 - Structures	-	-	-	-	-	-	-
<b>Grand Total</b>	<b>\$ -</b>	<b>\$ -</b>	<b>\$ 50,000</b>	<b>\$ 50,000</b>	<b>\$ 50,000</b>	<b>\$ -</b>	<b>\$ 150,000</b>

FUNDING SOURCE	Prior Year Actuals	FY25 Estimated Actuals	FY26 Budget	FY27 Projections	FY28 Projections	Estimated Future Years	Total
10 - General Fund Operating	\$ -	\$ -	\$ 50,000	\$ 50,000	\$ 50,000	\$ -	\$ 150,000
20 - Hawthorn Fund	-	-	-	-	-	-	-
30 - Measure AA Capital	-	-	-	-	-	-	-
40 - General Fund Capital	-	-	-	-	-	-	-
Grants/Partnerships/Other	-	-	-	-	-	-	-
<b>Grand Total</b>	<b>\$ -</b>	<b>\$ -</b>	<b>\$ 50,000</b>	<b>\$ 50,000</b>	<b>\$ 50,000</b>	<b>\$ -</b>	<b>\$ 150,000</b>

**Program:** Natural Resource Protection and Restoration  
**Project #:** 80090  
**Fund:** 10 - General Fund Operating

**Operating Budget Impact:** No  
**Area of Interest:** Fire Prevention

### CEQA Review for Integrated Pest Management Implementation

#### Project Purpose

Perform 10-year review of the Integrated Pest Management (IPM) Program. Update the project description and confirm and/or update original CEQA findings.

#### FY26 Scope

Complete CEQA analysis of IPM Program. CEQA addendum. Prepare IPMP Guidance Manual update to match final project description, and project management and meetings.

#### FY27 Scope

Project completed in prior fiscal year(s).

#### FY28 Scope

Project completed in prior fiscal year(s).

SUMMARY OF ESTIMATED COSTS	Prior Year Actuals	FY25 Estimated Actuals	FY26 Budget	FY27 Projections	FY28 Projections	Estimated Future Years	Total
4000 - Staff Costs	\$ -	\$ -	\$ -	\$ -	\$ -	\$ -	\$ -
5000-7000 - Service & Supplies	5,991	70,000	30,000	-	-	-	105,991
8100 - Real Estate Services	-	-	-	-	-	-	-
8200 - Architect/Engineering Services	-	-	-	-	-	-	-
8300 - Environmental/Planning Services	-	-	-	-	-	-	-
8400 - Inspection/Construction Monitoring	-	-	-	-	-	-	-
8500 - Permitting Fees	-	-	-	-	-	-	-
8600 - Construction	-	-	-	-	-	-	-
8700 - Vehicles & Equipment	-	-	-	-	-	-	-
8800 - Structures	-	-	-	-	-	-	-
<b>Grand Total</b>	<b>\$ 5,991</b>	<b>\$ 70,000</b>	<b>\$ 30,000</b>	<b>\$ -</b>	<b>\$ -</b>	<b>\$ -</b>	<b>\$ 105,991</b>

FUNDING SOURCE	Prior Year Actuals	FY25 Estimated Actuals	FY26 Budget	FY27 Projections	FY28 Projections	Estimated Future Years	Total
10 - General Fund Operating	\$ 5,991	\$ 70,000	\$ 30,000	\$ -	\$ -	\$ -	\$ 105,991
20 - Hawthorn Fund	-	-	-	-	-	-	-
30 - Measure AA Capital	-	-	-	-	-	-	-
40 - General Fund Capital	-	-	-	-	-	-	-
Grants/Partnerships/Other	-	-	-	-	-	-	-
<b>Grand Total</b>	<b>\$ 5,991</b>	<b>\$ 70,000</b>	<b>\$ 30,000</b>	<b>\$ -</b>	<b>\$ -</b>	<b>\$ -</b>	<b>\$ 105,991</b>

**Program:** Natural Resource Protection and Restoration  
**Project #:** 80091  
**Fund:** 10 - General Fund Operating

**Operating Budget Impact:** No  
**Area of Interest:** Fire Prevention

### Miramontes Ridge Reforestation

**Project Purpose**

Implement ecosystem resiliency through reforestation near Highway 35.

**FY26 Scope**

Deferred to FY28.

**FY27 Scope**

Deferred to FY28.

**FY28 Scope**

Develop the reforestation habitat restoration plan.

SUMMARY OF ESTIMATED COSTS	Prior Year Actuals	FY25 Estimated Actuals	FY26 Budget	FY27 Projections	FY28 Projections	Estimated Future Years	Total
4000 - Staff Costs	\$ -	\$ -	\$ -	\$ -	\$ -	\$ -	\$ -
5000-7000 - Service & Supplies	-	-	-	-	180,000	-	180,000
8100 - Real Estate Services	-	-	-	-	-	-	-
8200 - Architect/Engineering Services	-	-	-	-	-	-	-
8300 - Environmental/Planning Services	-	-	-	-	-	-	-
8400 - Inspection/Construction Monitoring	-	-	-	-	-	-	-
8500 - Permitting Fees	-	-	-	-	-	-	-
8600 - Construction	-	-	-	-	-	-	-
8700 - Vehicles & Equipment	-	-	-	-	-	-	-
8800 - Structures	-	-	-	-	-	-	-
<b>Grand Total</b>	<b>\$ -</b>	<b>\$ -</b>	<b>\$ -</b>	<b>\$ -</b>	<b>\$ 180,000</b>	<b>\$ -</b>	<b>\$ 180,000</b>

FUNDING SOURCE	Prior Year Actuals	FY25 Estimated Actuals	FY26 Budget	FY27 Projections	FY28 Projections	Estimated Future Years	Total
10 - General Fund Operating	\$ -	\$ -	\$ -	\$ -	\$ 180,000	\$ -	\$ 180,000
20 - Hawthorn Fund	-	-	-	-	-	-	-
30 - Measure AA Capital	-	-	-	-	-	-	-
40 - General Fund Capital	-	-	-	-	-	-	-
Grants/Partnerships/Other	-	-	-	-	-	-	-
<b>Grand Total</b>	<b>\$ -</b>	<b>\$ -</b>	<b>\$ -</b>	<b>\$ -</b>	<b>\$ 180,000</b>	<b>\$ -</b>	<b>\$ 180,000</b>

**Program:** Natural Resource Protection and Restoration  
**Project #:** 80092  
**Fund:** 10 - General Fund Operating

**Operating Budget Impact:** No  
**Area of Interest:** Fire Prevention

### Long Ridge Forest Health Treatment

#### Project Purpose

Restore oak woodland habitat to improve resilience to climate change impacts and fire by removing encroaching Douglas fir that is overtopping the hardwoods.

#### FY26 Scope

Develop restoration plan and complete permitting.

#### FY27 Scope

Complete first round of Douglas-fir removal and begin post-treatment monitoring, contingency planning for invasive species.

#### FY28 Scope

Implement follow-up IPM and analyze first year of post-treatment monitoring data.

SUMMARY OF ESTIMATED COSTS	Prior Year Actuals	FY25 Estimated Actuals	FY26 Budget	FY27 Projections	FY28 Projections	Estimated Future Years	Total
4000 - Staff Costs	\$ -	\$ -	\$ -	\$ -	\$ -	\$ -	\$ -
5000-7000 - Service & Supplies	75,448	82,000	40,000	146,000	8,000	-	351,448
8100 - Real Estate Services	-	-	-	-	-	-	-
8200 - Architect/Engineering Services	-	-	-	-	-	-	-
8300 - Environmental/Planning Services	-	-	-	-	-	-	-
8400 - Inspection/Construction Monitoring	-	-	-	-	-	-	-
8500 - Permitting Fees	-	-	-	-	-	-	-
8600 - Construction	-	-	-	-	-	-	-
8700 - Vehicles & Equipment	-	-	-	-	-	-	-
8800 - Structures	-	-	-	-	-	-	-
<b>Grand Total</b>	<b>\$ 75,448</b>	<b>\$ 82,000</b>	<b>\$ 40,000</b>	<b>\$ 146,000</b>	<b>\$ 8,000</b>	<b>\$ -</b>	<b>\$ 351,448</b>

FUNDING SOURCE	Prior Year Actuals	FY25 Estimated Actuals	FY26 Budget	FY27 Projections	FY28 Projections	Estimated Future Years	Total
10 - General Fund Operating	\$ 75,448	\$ 82,000	\$ 40,000	\$ 146,000	\$ 8,000	\$ -	\$ 351,448
20 - Hawthorn Fund	-	-	-	-	-	-	-
30 - Measure AA Capital	-	-	-	-	-	-	-
40 - General Fund Capital	-	-	-	-	-	-	-
Grants/Partnerships/Other	-	-	-	-	-	-	-
<b>Grand Total</b>	<b>\$ 75,448</b>	<b>\$ 82,000</b>	<b>\$ 40,000</b>	<b>\$ 146,000</b>	<b>\$ 8,000</b>	<b>\$ -</b>	<b>\$ 351,448</b>

**Program:** Natural Resource Protection and Restoration  
**Project #:** 80093  
**Fund:** 10 - General Fund Operating

**Operating Budget Impact:** Yes  
**Area of Interest:** Fire Prevention

### Prescribed Fire Plan Implementation

#### Project Purpose

Utilize fire as a natural process for ecosystem resiliency and fire management.

#### FY26 Scope

Identify areas for prescribed fire. Draft up to three burn plans depending on prior years implementation and implement at least one burn. Monitor and implement corrective actions, as needed. The scope of work and budget is subject to change following additional assessment from staff.

#### FY27 Scope

Identify areas for prescribed fire. Draft up to three burn plans depending on prior years implementation and implement at least one burn. Monitor and implement corrective actions, as needed. The scope of work and budget is subject to change following additional assessment from staff.

#### FY28 Scope

Project completed in prior fiscal year(s). Prescribed fires in this and future fiscal years will be led by CalFire with Midpen acting in the supporting role. Starting this fiscal year and beyond, this project becomes a Supporting Project (with the associated budget rolled into the departmental operating budget).

SUMMARY OF ESTIMATED COSTS	Prior Year Actuals	FY25 Estimated Actuals	FY26 Budget	FY27 Projections	FY28 Projections	Estimated Future Years	Total
4000 - Staff Costs	\$ -	\$ -	\$ -	\$ -	\$ -	\$ -	\$ -
5000-7000 - Service & Supplies	9,055	74,000	75,000	74,500	-	-	232,555
8100 - Real Estate Services	-	-	-	-	-	-	-
8200 - Architect/Engineering Services	-	-	-	-	-	-	-
8300 - Environmental/Planning Services	-	-	-	-	-	-	-
8400 - Inspection/Construction Monitoring	-	-	-	-	-	-	-
8500 - Permitting Fees	-	-	-	-	-	-	-
8600 - Construction	-	-	-	-	-	-	-
8700 - Vehicles & Equipment	-	-	-	-	-	-	-
8800 - Structures	-	-	-	-	-	-	-
<b>Grand Total</b>	<b>\$ 9,055</b>	<b>\$ 74,000</b>	<b>\$ 75,000</b>	<b>\$ 74,500</b>	<b>\$ -</b>	<b>\$ -</b>	<b>\$ 232,555</b>

FUNDING SOURCE	Prior Year Actuals	FY25 Estimated Actuals	FY26 Budget	FY27 Projections	FY28 Projections	Estimated Future Years	Total
10 - General Fund Operating	\$ 9,055	\$ 74,000	\$ 75,000	\$ 74,500	\$ -	\$ -	\$ 232,555
20 - Hawthorn Fund	-	-	-	-	-	-	-
30 - Measure AA Capital	-	-	-	-	-	-	-
40 - General Fund Capital	-	-	-	-	-	-	-
Grants/Partnerships/Other	-	-	-	-	-	-	-
<b>Grand Total</b>	<b>\$ 9,055</b>	<b>\$ 74,000</b>	<b>\$ 75,000</b>	<b>\$ 74,500</b>	<b>\$ -</b>	<b>\$ -</b>	<b>\$ 232,555</b>

**Program:** Natural Resource Protection and Restoration  
**Project #:** 80096  
**Fund:** 10 - General Fund Operating

**Operating Budget Impact:** Yes  
**Area of Interest:**

### San Francisco Garter Snake Partnership

#### Project Purpose

Partner with US Geological Survey (USGS), Golden Gate National Recreation Area (GGNRA), San Francisco Recreation and Parks Department (SFRPD), US Fish and Wildlife Service (USFWS) and California Department of Fish and Wildlife (CDFW) to augment and reintroduce San Francisco garter snakes at known and potential new population sites to boost species numbers and increase genetic health across its range.

#### FY26 Scope

Headstarting young snake at the SF Zoo.

#### FY27 Scope

Release of headstarted young at GGNRA site.

#### FY28 Scope

Proceed with continued trapping, headstarting, and preparation for next release.

SUMMARY OF ESTIMATED COSTS	Prior Year Actuals	FY25 Estimated Actuals	FY26 Budget	FY27 Projections	FY28 Projections	Estimated Future Years	Total
4000 - Staff Costs	\$ -	\$ -	\$ -	\$ -	\$ -	\$ -	\$ -
5000-7000 - Service & Supplies	-	25,000	50,000	50,000	50,000	-	175,000
8100 - Real Estate Services	-	-	-	-	-	-	-
8200 - Architect/Engineering Services	-	-	-	-	-	-	-
8300 - Environmental/Planning Services	-	-	-	-	-	-	-
8400 - Inspection/Construction Monitoring	-	-	-	-	-	-	-
8500 - Permitting Fees	-	-	-	-	-	-	-
8600 - Construction	-	-	-	-	-	-	-
8700 - Vehicles & Equipment	-	-	-	-	-	-	-
8800 - Structures	-	-	-	-	-	-	-
<b>Grand Total</b>	<b>\$ -</b>	<b>\$ 25,000</b>	<b>\$ 50,000</b>	<b>\$ 50,000</b>	<b>\$ 50,000</b>	<b>\$ -</b>	<b>\$ 175,000</b>

FUNDING SOURCE	Prior Year Actuals	FY25 Estimated Actuals	FY26 Budget	FY27 Projections	FY28 Projections	Estimated Future Years	Total
10 - General Fund Operating	\$ -	\$ -	\$ 50,000	\$ 50,000	\$ 50,000	\$ -	\$ 150,000
20 - Hawthorn Fund	-	-	-	-	-	-	-
30 - Measure AA Capital	-	-	-	-	-	-	-
40 - General Fund Capital	-	-	-	-	-	-	-
Grants/Partnerships/Other	-	25,000	-	-	-	-	25,000
<b>Grand Total</b>	<b>\$ -</b>	<b>\$ 25,000</b>	<b>\$ 50,000</b>	<b>\$ 50,000</b>	<b>\$ 50,000</b>	<b>\$ -</b>	<b>\$ 175,000</b>



**Program:** Natural Resource Protection and Restoration  
**Project #:** 80097  
**Fund:** 10 - General Fund Operating

**Operating Budget Impact:** No  
**Area of Interest:** Fire Prevention

### Wildlife Conservation Board Grant Reforestation Projects

#### Project Purpose

Remove invasive tree species and restore sites to native woodland at Bear Creek Redwoods tree farm and Cathedral Oaks at Sierra Azul.

#### FY26 Scope

Install first phase of native plantings, irrigation, and continue IPM treatment.

#### FY27 Scope

Install second phase of native plantings and continue IPM treatment.

#### FY28 Scope

Continue restoration work, monitoring, and IPM.

SUMMARY OF ESTIMATED COSTS	Prior Year Actuals	FY25 Estimated Actuals	FY26 Budget	FY27 Projections	FY28 Projections	Estimated Future Years	Total
4000 - Staff Costs	\$ -	\$ -	\$ -	\$ -	\$ -	\$ -	\$ -
5000-7000 - Service & Supplies	-	816,000	345,000	478,000	280,000	-	1,919,000
8100 - Real Estate Services	-	-	-	-	-	-	-
8200 - Architect/Engineering Services	-	-	-	-	-	-	-
8300 - Environmental/Planning Services	-	-	-	-	-	-	-
8400 - Inspection/Construction Monitoring	-	-	-	-	-	-	-
8500 - Permitting Fees	-	-	-	-	-	-	-
8600 - Construction	-	-	-	-	-	-	-
8700 - Vehicles & Equipment	-	-	-	-	-	-	-
8800 - Structures	-	-	-	-	-	-	-
<b>Grand Total</b>	<b>\$ -</b>	<b>\$ 816,000</b>	<b>\$ 345,000</b>	<b>\$ 478,000</b>	<b>\$ 280,000</b>	<b>\$ -</b>	<b>\$ 1,919,000</b>

FUNDING SOURCE	Prior Year Actuals	FY25 Estimated Actuals	FY26 Budget	FY27 Projections	FY28 Projections	Estimated Future Years	Total
10 - General Fund Operating	\$ -	\$ 791,000	\$ (155,000)	\$ 213,000	\$ 280,000	\$ -	\$ 1,129,000
20 - Hawthorn Fund	-	-	-	-	-	-	-
30 - Measure AA Capital	-	-	-	-	-	-	-
40 - General Fund Capital	-	-	-	-	-	-	-
Grants/Partnerships/Other	-	25,000	500,000	265,000	-	-	790,000
<b>Grand Total</b>	<b>\$ -</b>	<b>\$ 816,000</b>	<b>\$ 345,000</b>	<b>\$ 478,000</b>	<b>\$ 280,000</b>	<b>\$ -</b>	<b>\$ 1,919,000</b>

**Program:** Natural Resource Protection and Restoration  
**Project #:** 80098  
**Fund:** 10 - General Fund Operating

**Operating Budget Impact:** No  
**Area of Interest:**

### Science Symposium

#### Project Purpose

In collaboration with the Santa Cruz Mountains Stewardship Network, host a symposium showcasing recent and regional conservation science.

#### FY26 Scope

Scope the symposium, identify potential participants, and hold symposium.

#### FY27 Scope

Project completed in prior fiscal year(s).

#### FY28 Scope

Project completed in prior fiscal year(s).

SUMMARY OF ESTIMATED COSTS	Prior Year Actuals	FY25 Estimated Actuals	FY26 Budget	FY27 Projections	FY28 Projections	Estimated Future Years	Total
4000 - Staff Costs	\$ -	\$ -	\$ -	\$ -	\$ -	\$ -	\$ -
5000-7000 - Service & Supplies	-	12,000	161,000	-	-	-	173,000
8100 - Real Estate Services	-	-	-	-	-	-	-
8200 - Architect/Engineering Services	-	-	-	-	-	-	-
8300 - Environmental/Planning Services	-	-	-	-	-	-	-
8400 - Inspection/Construction Monitoring	-	-	-	-	-	-	-
8500 - Permitting Fees	-	-	-	-	-	-	-
8600 - Construction	-	-	-	-	-	-	-
8700 - Vehicles & Equipment	-	-	-	-	-	-	-
8800 - Structures	-	-	-	-	-	-	-
<b>Grand Total</b>	<b>\$ -</b>	<b>\$ 12,000</b>	<b>\$ 161,000</b>	<b>\$ -</b>	<b>\$ -</b>	<b>\$ -</b>	<b>\$ 173,000</b>

FUNDING SOURCE	Prior Year Actuals	FY25 Estimated Actuals	FY26 Budget	FY27 Projections	FY28 Projections	Estimated Future Years	Total
10 - General Fund Operating	\$ -	\$ 12,000	\$ 161,000	\$ -	\$ -	\$ -	\$ 173,000
20 - Hawthorn Fund	-	-	-	-	-	-	-
30 - Measure AA Capital	-	-	-	-	-	-	-
40 - General Fund Capital	-	-	-	-	-	-	-
Grants/Partnerships/Other	-	-	-	-	-	-	-
<b>Grand Total</b>	<b>\$ -</b>	<b>\$ 12,000</b>	<b>\$ 161,000</b>	<b>\$ -</b>	<b>\$ -</b>	<b>\$ -</b>	<b>\$ 173,000</b>

**Program:** Natural Resource Protection and Restoration  
**Project #:** 80100  
**Fund:** 10 - General Fund Operating

**Operating Budget Impact:** No  
**Area of Interest:** Agriculture

### Carbon Farm Plan Implementation

#### Project Purpose

Implement the Carbon Farming Plan developed for the Bluebrush property to enhance habitat and carbon sequestration.

#### FY26 Scope

Complete invasive species removal for site preparation and contract nursery grow-out of native plants.

#### FY27 Scope

Install native plants and browse protection in degraded areas of front pasture. Continue IPM.

#### FY28 Scope

Continue IPM and monitoring of FY27 plant installations. Consider additional actions from the Carbon Farming Plan.

SUMMARY OF ESTIMATED COSTS	Prior Year Actuals	FY25 Estimated Actuals	FY26 Budget	FY27 Projections	FY28 Projections	Estimated Future Years	Total
4000 - Staff Costs	\$ -	\$ -	\$ -	\$ -	\$ -	\$ -	\$ -
5000-7000 - Service & Supplies	-	-	20,000	25,000	25,000	25,000	95,000
8100 - Real Estate Services	-	-	-	-	-	-	-
8200 - Architect/Engineering Services	-	-	-	-	-	-	-
8300 - Environmental/Planning Services	-	-	-	-	-	-	-
8400 - Inspection/Construction Monitoring	-	-	-	-	-	-	-
8500 - Permitting Fees	-	-	-	-	-	-	-
8600 - Construction	-	-	-	-	-	-	-
8700 - Vehicles & Equipment	-	-	-	-	-	-	-
8800 - Structures	-	-	-	-	-	-	-
<b>Grand Total</b>	<b>\$ -</b>	<b>\$ -</b>	<b>\$ 20,000</b>	<b>\$ 25,000</b>	<b>\$ 25,000</b>	<b>\$ 25,000</b>	<b>\$ 95,000</b>

FUNDING SOURCE	Prior Year Actuals	FY25 Estimated Actuals	FY26 Budget	FY27 Projections	FY28 Projections	Estimated Future Years	Total
10 - General Fund Operating	\$ -	\$ -	\$ 20,000	\$ 25,000	\$ 25,000	\$ 25,000	\$ 95,000
20 - Hawthorn Fund	-	-	-	-	-	-	-
30 - Measure AA Capital	-	-	-	-	-	-	-
40 - General Fund Capital	-	-	-	-	-	-	-
Grants/Partnerships/Other	-	-	-	-	-	-	-
<b>Grand Total</b>	<b>\$ -</b>	<b>\$ -</b>	<b>\$ 20,000</b>	<b>\$ 25,000</b>	<b>\$ 25,000</b>	<b>\$ 25,000</b>	<b>\$ 95,000</b>

**Program:** Natural Resource Protection and Restoration  
**Project #:** MAA01-006  
**Fund:** 30 - Measure AA Capital

**Operating Budget Impact:** Yes  
**Area of Interest:** Agriculture

### Madonna Creek Habitat Enhancement, Water Supply and Bridge Replacement

#### Project Purpose

Identify and implement any necessary infrastructure improvements to preserve the California red-legged frog pond. Begin process to apply for new water use licenses.

#### FY26 Scope

Prepare designs, cost estimate, CEQA, and identify water rights for any necessary improvements to instream infrastructure and bridge. Investigate water use license options.

#### FY27 Scope

Finalize designs, CEQA, and prepare permit applications.

#### FY28 Scope

Secure permits and implement the infrastructure improvements.

SUMMARY OF ESTIMATED COSTS	Prior Year Actuals	FY25 Estimated Actuals	FY26 Budget	FY27 Projections	FY28 Projections	Estimated Future Years	Total
4000 - Staff Costs	\$ -	\$ 2,481	\$ 7,665	\$ 1,882	\$ 8,668	\$ -	\$ 20,696
5000-7000 - Service & Supplies	-	-	-	-	-	-	-
8100 - Real Estate Services	-	-	-	-	-	-	-
8200 - Architect/Engineering Services	68,417	-	60,000	140,000	115,000	-	383,417
8300 - Environmental/Planning Services	24,584	15,000	25,000	50,000	65,000	-	179,584
8400 - Inspection/Construction Monitoring	1,090	-	-	-	-	-	1,090
8500 - Permitting Fees	-	-	30,000	100,000	-	-	130,000
8600 - Construction	-	-	-	-	1,000,000	-	1,000,000
8700 - Vehicles & Equipment	-	-	-	-	-	-	-
8800 - Structures	-	-	-	-	-	-	-
<b>Grand Total</b>	<b>\$ 94,091</b>	<b>\$ 17,481</b>	<b>\$ 122,665</b>	<b>\$ 291,882</b>	<b>\$ 1,188,668</b>	<b>\$ -</b>	<b>\$ 1,714,787</b>

FUNDING SOURCE	Prior Year Actuals	FY25 Estimated Actuals	FY26 Budget	FY27 Projections	FY28 Projections	Estimated Future Years	Total
10 - General Fund Operating	\$ -	\$ -	\$ -	\$ -	\$ -	\$ -	\$ -
20 - Hawthorn Fund	-	-	-	-	-	-	-
30 - Measure AA Capital	94,091	17,481	122,665	291,882	1,188,668	-	1,714,787
40 - General Fund Capital	-	-	-	-	-	-	-
Grants/Partnerships/Other	-	-	-	-	-	-	-
<b>Grand Total</b>	<b>\$ 94,091</b>	<b>\$ 17,481</b>	<b>\$ 122,665</b>	<b>\$ 291,882</b>	<b>\$ 1,188,668</b>	<b>\$ -</b>	<b>\$ 1,714,787</b>

**Program:** Natural Resource Protection and Restoration  
**Project #:** MAA01-008  
**Fund:** 30 - Measure AA Capital

**Operating Budget Impact:** No  
**Area of Interest:** Agriculture

### Johnston Ranch Habitat and Agricultural Water Supply Improvements

**Project Purpose**

Restore aquatic habitat, reduce erosion, improve drainage, and expand agricultural water supply at Johnston Ranch.

**FY26 Scope**

Partner with the San Mateo Resource Conservation District to finalize designs and prepare CEQA and secure permits. No budget needed in FY26.

**FY27 Scope**

Finalize permits and implement construction.

**FY28 Scope**

Project completed in prior fiscal year(s).

SUMMARY OF ESTIMATED COSTS	Prior Year Actuals	FY25 Estimated Actuals	FY26 Budget	FY27 Projections	FY28 Projections	Estimated Future Years	Total
4000 - Staff Costs	\$ -	\$ -	\$ 7,463	\$ 1,882	\$ -	\$ -	\$ 9,345
5000-7000 - Service & Supplies	-	-	-	-	-	-	-
8100 - Real Estate Services	-	-	-	-	-	-	-
8200 - Architect/Engineering Services	-	47,270	-	-	-	-	47,270
8300 - Environmental/Planning Services	-	-	-	-	-	-	-
8400 - Inspection/Construction Monitoring	-	-	-	-	-	-	-
8500 - Permitting Fees	-	-	-	-	-	-	-
8600 - Construction	-	-	-	2,371,000	-	-	2,371,000
8700 - Vehicles & Equipment	-	-	-	-	-	-	-
8800 - Structures	-	-	-	-	-	-	-
<b>Grand Total</b>	<b>\$ -</b>	<b>\$ 47,270</b>	<b>\$ 7,463</b>	<b>\$ 2,372,882</b>	<b>\$ -</b>	<b>\$ -</b>	<b>\$ 2,427,615</b>

FUNDING SOURCE	Prior Year Actuals	FY25 Estimated Actuals	FY26 Budget	FY27 Projections	FY28 Projections	Estimated Future Years	Total
10 - General Fund Operating	\$ -	\$ -	\$ -	\$ -	\$ -	\$ -	\$ -
20 - Hawthorn Fund	-	-	-	-	-	-	-
30 - Measure AA Capital	-	47,270	7,463	2,372,882	-	-	2,427,615
40 - General Fund Capital	-	-	-	-	-	-	-
Grants/Partnerships/Other	-	-	-	-	-	-	-
<b>Grand Total</b>	<b>\$ -</b>	<b>\$ 47,270</b>	<b>\$ 7,463</b>	<b>\$ 2,372,882</b>	<b>\$ -</b>	<b>\$ -</b>	<b>\$ 2,427,615</b>

**Program:** Natural Resource Protection and Restoration  
**Project #:** MAA01-XXX  
**Fund:** 30 - Measure AA Capital

**Operating Budget Impact:** No  
**Area of Interest:**

### Arroyo Leon Creek Fish Passage Improvements

**Project Purpose**

Improve fish passage in Arroyo Leon Creek by modifying relic dam structures.

**FY26 Scope**

Project not yet started.

**FY27 Scope**

Complete topographic and habitat surveys to develop conceptual design and cost estimate for fish passage improvements.

**FY28 Scope**

Prepare designs and begin CEQA and permitting.

SUMMARY OF ESTIMATED COSTS	Prior Year Actuals	FY25 Estimated Actuals	FY26 Budget	FY27 Projections	FY28 Projections	Estimated Future Years	Total
4000 - Staff Costs	\$ -	\$ -	\$ -	\$ 1,882	\$ 2,423	\$ -	\$ 4,305
5000-7000 - Service & Supplies	-	-	-	-	-	-	-
8100 - Real Estate Services	-	-	-	-	-	-	-
8200 - Architect/Engineering Services	-	-	-	140,000	140,000	95,000	375,000
8300 - Environmental/Planning Services	-	-	-	100,000	85,000	85,000	270,000
8400 - Inspection/Construction Monitoring	-	-	-	-	-	-	-
8500 - Permitting Fees	-	-	-	30,000	100,000	-	130,000
8600 - Construction	-	-	-	-	-	1,000,000	1,000,000
8700 - Vehicles & Equipment	-	-	-	-	-	-	-
8800 - Structures	-	-	-	-	-	-	-
<b>Grand Total</b>	<b>\$ -</b>	<b>\$ -</b>	<b>\$ -</b>	<b>\$ 271,882</b>	<b>\$ 327,423</b>	<b>\$ 1,180,000</b>	<b>\$ 1,779,305</b>

FUNDING SOURCE	Prior Year Actuals	FY25 Estimated Actuals	FY26 Budget	FY27 Projections	FY28 Projections	Estimated Future Years	Total
10 - General Fund Operating	\$ -	\$ -	\$ -	\$ -	\$ -	\$ -	\$ -
20 - Hawthorn Fund	-	-	-	-	-	-	-
30 - Measure AA Capital	-	-	-	271,882	327,423	1,180,000	1,779,305
40 - General Fund Capital	-	-	-	-	-	-	-
Grants/Partnerships/Other	-	-	-	-	-	-	-
<b>Grand Total</b>	<b>\$ -</b>	<b>\$ -</b>	<b>\$ -</b>	<b>\$ 271,882</b>	<b>\$ 327,423</b>	<b>\$ 1,180,000</b>	<b>\$ 1,779,305</b>

**Program:** Natural Resource Protection and Restoration  
**Project #:** MAA02-004  
**Fund:** 30 - Measure AA Capital

**Operating Budget Impact:** Yes  
**Area of Interest:**

### Stevens Creek Shoreline Nature Area Restoration

#### Project Purpose

Make phased habitat improvements and infrastructure changes to Midpen parcel that align with regional shoreline resiliency planning.

#### FY26 Scope

Continue site enhancements and monitoring. Continue multi-department coordination to perform technical studies through FY26 which will be completed mid-FY27. Continue development of Sensitive Species Management Plan toward CEQA review.

#### FY27 Scope

Continue site enhancements and monitoring. Present results from technical studies and basis of design to Board for final selection of Alternative. Continue developing Sensitive Species Management Plan and CEQA. The scope of work and budget is subject to change following additional assessment from staff and given that site access in a given year is dependent on weather conditions and water levels.

#### FY28 Scope

Continue site enhancements and monitoring. Develop project CEQA and design. Implement Sensitive Species Management Plan once CEQA is complete. The scope of work and budget is subject to change following additional assessment from staff and given that site access in a given year is dependent on weather conditions and water levels.

SUMMARY OF ESTIMATED COSTS	Prior Year Actuals	FY25 Estimated Actuals	FY26 Budget	FY27 Projections	FY28 Projections	Estimated Future Years	Total
4000 - Staff Costs	\$ -	\$ 10,134	\$ 16,497	\$ 7,552	\$ 7,778	\$ -	\$ 41,961
5000-7000 - Service & Supplies	-	-	-	-	-	-	-
8100 - Real Estate Services	-	-	-	-	-	-	-
8200 - Architect/Engineering Services	-	60,000	561,042	250,000	244,000	-	1,115,042
8300 - Environmental/Planning Services	9,249	38,000	365,000	125,000	20,000	-	557,249
8400 - Inspection/Construction Monitoring	-	-	-	-	-	-	-
8500 - Permitting Fees	-	-	-	-	-	-	-
8600 - Construction	-	-	-	-	-	-	-
8700 - Vehicles & Equipment	-	-	-	-	-	-	-
8800 - Structures	-	-	-	-	-	-	-
<b>Grand Total</b>	<b>\$ 9,249</b>	<b>\$ 108,134</b>	<b>\$ 942,539</b>	<b>\$ 382,552</b>	<b>\$ 271,778</b>	<b>\$ -</b>	<b>\$ 1,714,252</b>

FUNDING SOURCE	Prior Year Actuals	FY25 Estimated Actuals	FY26 Budget	FY27 Projections	FY28 Projections	Estimated Future Years	Total
10 - General Fund Operating	\$ -	\$ -	\$ -	\$ -	\$ -	\$ -	\$ -
20 - Hawthorn Fund	-	-	-	-	-	-	-
30 - Measure AA Capital	9,249	108,134	942,539	382,552	38,778	-	1,481,252
40 - General Fund Capital	-	-	-	-	233,000	-	233,000
Grants/Partnerships/Other	-	-	-	-	-	-	-
<b>Grand Total</b>	<b>\$ 9,249</b>	<b>\$ 108,134</b>	<b>\$ 942,539</b>	<b>\$ 382,552</b>	<b>\$ 271,778</b>	<b>\$ -</b>	<b>\$ 1,714,252</b>



**Program:** Natural Resource Protection and Restoration  
**Project #:** MAA03-002  
**Fund:** 30 - Measure AA Capital

**Operating Budget Impact:** Yes  
**Area of Interest:**

### Purisima Upland Site Cleanup and Soil Remediation

**Project Purpose**

Complete site cleanup and soil remediation around existing empty oil tank to protect natural resource values.

**FY26 Scope**

Complete remediation work. Monitor and maintain site for next few years.

**FY27 Scope**

Project completed in prior fiscal year(s).

**FY28 Scope**

Project completed in prior fiscal year(s).

SUMMARY OF ESTIMATED COSTS	Prior Year Actuals	FY25 Estimated Actuals	FY26 Budget	FY27 Projections	FY28 Projections	Estimated Future Years	Total
4000 - Staff Costs	\$ 18,290	\$ 4,106	\$ 24,827	\$ -	\$ -	\$ -	\$ 47,223
5000-7000 - Service & Supplies	-	-	-	-	-	-	-
8100 - Real Estate Services	65,571	-	-	-	-	-	65,571
8200 - Architect/Engineering Services	121,137	15,000	15,000	-	-	-	151,137
8300 - Environmental/Planning Services	54,624	55,000	30,000	-	-	-	139,624
8400 - Inspection/Construction Monitoring	32,420	20,000	30,000	-	-	-	82,420
8500 - Permitting Fees	7,196	10,000	-	-	-	-	17,196
8600 - Construction	2,045	202,000	400,500	-	-	-	604,545
8700 - Vehicles & Equipment	-	-	-	-	-	-	-
8800 - Structures	-	-	-	-	-	-	-
<b>Grand Total</b>	<b>\$ 301,283</b>	<b>\$ 306,106</b>	<b>\$ 500,327</b>	<b>\$ -</b>	<b>\$ -</b>	<b>\$ -</b>	<b>\$ 1,107,716</b>

FUNDING SOURCE	Prior Year Actuals	FY25 Estimated Actuals	FY26 Budget	FY27 Projections	FY28 Projections	Estimated Future Years	Total
10 - General Fund Operating	\$ -	\$ -	\$ -	\$ -	\$ -	\$ -	\$ -
20 - Hawthorn Fund	-	-	-	-	-	-	-
30 - Measure AA Capital	301,283	306,106	500,327	-	-	-	1,107,716
40 - General Fund Capital	-	-	-	-	-	-	-
Grants/Partnerships/Other	-	-	-	-	-	-	-
<b>Grand Total</b>	<b>\$ 301,283</b>	<b>\$ 306,106</b>	<b>\$ 500,327</b>	<b>\$ -</b>	<b>\$ -</b>	<b>\$ -</b>	<b>\$ 1,107,716</b>

**Program:** Natural Resource Protection and Restoration  
**Project #:** MAA03-011  
**Fund:** 30 - Measure AA Capital

**Operating Budget Impact:** No  
**Area of Interest:**

### Lobitos Creek Fisheries Restoration

#### Project Purpose

Restore fish passage to the Lobitos Creek Watershed through improvements on Highway 1 (Caltrans) and Verde Road (San Mateo County).

#### FY26 Scope

Deferred to FY27.

#### FY27 Scope

Hire a consultant to conduct topographic and habitat surveys to inform a high-level conceptual design and rough cost estimate for fish passage improvements across Verde Road. Continue inter-agency coordination to add the Highway 1 crossing to Caltrans' 2-year project cycle.

#### FY28 Scope

Utilize concept design and cost estimate to continue discussions with San Mateo County and San Mateo Resource Conservation District on design development.

SUMMARY OF ESTIMATED COSTS	Prior Year Actuals	FY25 Estimated Actuals	FY26 Budget	FY27 Projections	FY28 Projections	Estimated Future Years	Total
4000 - Staff Costs	\$ -	\$ -	\$ -	\$ 2,352	\$ 2,197	\$ -	\$ 4,549
5000-7000 - Service & Supplies	-	-	-	-	-	-	-
8100 - Real Estate Services	-	-	-	-	-	-	-
8200 - Architect/Engineering Services	-	-	-	140,000	140,000	95,000	375,000
8300 - Environmental/Planning Services	-	-	-	100,000	85,000	35,000	220,000
8400 - Inspection/Construction Monitoring	-	-	-	-	-	-	-
8500 - Permitting Fees	-	-	-	30,000	100,000	50,000	180,000
8600 - Construction	-	-	-	-	-	1,000,000	1,000,000
8700 - Vehicles & Equipment	-	-	-	-	-	-	-
8800 - Structures	-	-	-	-	-	-	-
<b>Grand Total</b>	<b>\$ -</b>	<b>\$ -</b>	<b>\$ -</b>	<b>\$ 272,352</b>	<b>\$ 327,197</b>	<b>\$ 1,180,000</b>	<b>\$ 1,779,549</b>

FUNDING SOURCE	Prior Year Actuals	FY25 Estimated Actuals	FY26 Budget	FY27 Projections	FY28 Projections	Estimated Future Years	Total
10 - General Fund Operating	\$ -	\$ -	\$ -	\$ -	\$ -	\$ -	\$ -
20 - Hawthorn Fund	-	-	-	-	-	-	-
30 - Measure AA Capital	-	-	-	272,352	327,197	24,000	623,549
40 - General Fund Capital	-	-	-	-	-	1,156,000	1,156,000
Grants/Partnerships/Other	-	-	-	-	-	-	-
<b>Grand Total</b>	<b>\$ -</b>	<b>\$ -</b>	<b>\$ -</b>	<b>\$ 272,352</b>	<b>\$ 327,197</b>	<b>\$ 1,180,000</b>	<b>\$ 1,779,549</b>

**Program:** Natural Resource Protection and Restoration  
**Project #:** MAA05-010  
**Fund:** 30 - Measure AA Capital

**Operating Budget Impact:** Yes  
**Area of Interest:** Fire Prevention

### La Honda Forest Health

**Project Purpose**

Develop pilot project to restore degraded forest habitat, enhance fire resiliency, and assess carbon storage.

**FY26 Scope**

Develop implementation plan and complete permitting for forest management.

**FY27 Scope**

Finalize the forest health plan and initiate implementation actions.

**FY28 Scope**

Continue implementation of forest plan.

SUMMARY OF ESTIMATED COSTS	Prior Year Actuals	FY25 Estimated Actuals	FY26 Budget	FY27 Projections	FY28 Projections	Estimated Future Years	Total
4000 - Staff Costs	\$ 18,006	\$ 48,423	\$ 6,650	\$ 8,562	\$ 17,607	\$ -	\$ 99,248
5000-7000 - Service & Supplies	-	-	-	-	-	-	-
8100 - Real Estate Services	-	-	-	-	-	-	-
8200 - Architect/Engineering Services	-	15,000	25,300	-	-	-	40,300
8300 - Environmental/Planning Services	102,192	215,000	95,000	50,000	20,000	-	482,192
8400 - Inspection/Construction Monitoring	25,687	-	-	-	-	-	25,687
8500 - Permitting Fees	-	-	-	-	-	-	-
8600 - Construction	-	-	-	500,000	500,000	500,000	1,500,000
8700 - Vehicles & Equipment	-	-	-	-	-	-	-
8800 - Structures	-	-	-	-	-	-	-
<b>Grand Total</b>	<b>\$ 145,885</b>	<b>\$ 278,423</b>	<b>\$ 126,950</b>	<b>\$ 558,562</b>	<b>\$ 537,607</b>	<b>\$ 500,000</b>	<b>\$ 2,147,427</b>

FUNDING SOURCE	Prior Year Actuals	FY25 Estimated Actuals	FY26 Budget	FY27 Projections	FY28 Projections	Estimated Future Years	Total
10 - General Fund Operating	\$ -	\$ -	\$ -	\$ -	\$ -	\$ -	\$ -
20 - Hawthorn Fund	-	-	-	-	-	-	-
30 - Measure AA Capital	145,885	278,423	126,950	558,562	537,607	-	1,647,427
40 - General Fund Capital	-	-	-	-	-	500,000	500,000
Grants/Partnerships/Other	-	-	-	-	-	-	-
<b>Grand Total</b>	<b>\$ 145,885</b>	<b>\$ 278,423</b>	<b>\$ 126,950</b>	<b>\$ 558,562</b>	<b>\$ 537,607</b>	<b>\$ 500,000</b>	<b>\$ 2,147,427</b>

**Program:** Natural Resource Protection and Restoration  
**Project #:** MAA05-014  
**Fund:** 30 - Measure AA Capital

**Operating Budget Impact:** No  
**Area of Interest:** Agriculture

### Lone Madrone Corrals

**Project Purpose**

Provide grazing tenant with functional corrals for unloading/loading, administering vaccinations and health checks of livestock on the Lone Madrone property. The property lacks accessible corrals for the onsite ranching tenant to ensure continuity of Midpen's conservation grazing program to maintain grassland habitats and reduce wildland fire fuel loads. This project would install new corrals that are accessible from the road and separated from future public access trails.

**FY26 Scope**

Bid, award contract and complete construction.

**FY27 Scope**

Project completed in prior fiscal year(s).

**FY28 Scope**

Project completed in prior fiscal year(s).

SUMMARY OF ESTIMATED COSTS	Prior Year Actuals	FY25 Estimated Actuals	FY26 Budget	FY27 Projections	FY28 Projections	Estimated Future Years	Total
4000 - Staff Costs	\$ -	\$ 7,578	\$ 18,394	\$ -	\$ -	\$ -	\$ 25,972
5000-7000 - Service & Supplies	-	-	-	-	-	-	-
8100 - Real Estate Services	-	-	-	-	-	-	-
8200 - Architect/Engineering Services	-	-	-	-	-	-	-
8300 - Environmental/Planning Services	-	-	-	-	-	-	-
8400 - Inspection/Construction Monitoring	-	-	-	-	-	-	-
8500 - Permitting Fees	-	-	-	-	-	-	-
8600 - Construction	-	1,000	457,000	-	-	-	458,000
8700 - Vehicles & Equipment	-	-	-	-	-	-	-
8800 - Structures	-	-	-	-	-	-	-
<b>Grand Total</b>	<b>\$ -</b>	<b>\$ 8,578</b>	<b>\$ 475,394</b>	<b>\$ -</b>	<b>\$ -</b>	<b>\$ -</b>	<b>\$ 483,972</b>

FUNDING SOURCE	Prior Year Actuals	FY25 Estimated Actuals	FY26 Budget	FY27 Projections	FY28 Projections	Estimated Future Years	Total
10 - General Fund Operating	\$ -	\$ -	\$ -	\$ -	\$ -	\$ -	\$ -
20 - Hawthorn Fund	-	-	-	-	-	-	-
30 - Measure AA Capital	-	8,578	475,394	-	-	-	483,972
40 - General Fund Capital	-	-	-	-	-	-	-
Grants/Partnerships/Other	-	-	-	-	-	-	-
<b>Grand Total</b>	<b>\$ -</b>	<b>\$ 8,578</b>	<b>\$ 475,394</b>	<b>\$ -</b>	<b>\$ -</b>	<b>\$ -</b>	<b>\$ 483,972</b>

**Program:** Natural Resource Protection and Restoration  
**Project #:** MAA08-XXX  
**Fund:** 30 - Measure AA Capital

**Operating Budget Impact:** No  
**Area of Interest:**

### San Gregorio Creek Fish Habitat Enhancement

**Project Purpose**

Enhance instream salmonid habitat in San Gregorio Creek at Apple Orchard by installing large woody debris.

**FY26 Scope**

Complete construction.

**FY27 Scope**

Project completed in prior fiscal year(s).

**FY28 Scope**

Project completed in prior fiscal year(s).

SUMMARY OF ESTIMATED COSTS	Prior Year Actuals	FY25 Estimated Actuals	FY26 Budget	FY27 Projections	FY28 Projections	Estimated Future Years	Total
4000 - Staff Costs	\$ -	\$ -	\$ -	\$ -	\$ -	\$ -	\$ -
5000-7000 - Service & Supplies	-	-	-	-	-	-	-
8100 - Real Estate Services	-	-	-	-	-	-	-
8200 - Architect/Engineering Services	-	-	7,000	-	-	-	7,000
8300 - Environmental/Planning Services	-	-	85,000	-	-	-	85,000
8400 - Inspection/Construction Monitoring	-	-	-	-	-	-	-
8500 - Permitting Fees	-	-	-	-	-	-	-
8600 - Construction	-	-	85,000	-	-	-	85,000
8700 - Vehicles & Equipment	-	-	-	-	-	-	-
8800 - Structures	-	-	-	-	-	-	-
<b>Grand Total</b>	<b>\$ -</b>	<b>\$ -</b>	<b>\$ 177,000</b>	<b>\$ -</b>	<b>\$ -</b>	<b>\$ -</b>	<b>\$ 177,000</b>

FUNDING SOURCE	Prior Year Actuals	FY25 Estimated Actuals	FY26 Budget	FY27 Projections	FY28 Projections	Estimated Future Years	Total
10 - General Fund Operating	\$ -	\$ -	\$ -	\$ -	\$ -	\$ -	\$ -
20 - Hawthorn Fund	-	-	-	-	-	-	-
30 - Measure AA Capital	-	-	177,000	-	-	-	177,000
40 - General Fund Capital	-	-	-	-	-	-	-
Grants/Partnerships/Other	-	-	-	-	-	-	-
<b>Grand Total</b>	<b>\$ -</b>	<b>\$ -</b>	<b>\$ 177,000</b>	<b>\$ -</b>	<b>\$ -</b>	<b>\$ -</b>	<b>\$ 177,000</b>

**Program:** Natural Resource Protection and Restoration  
**Project #:** MAA13-001  
**Fund:** 30 - Measure AA Capital

**Operating Budget Impact:** Yes  
**Area of Interest:** Agriculture

### Cloverdale - Operational Road System Review and Repairs

#### Project Purpose

Use road inventory to determine what existing roads need to remain for operational purposes and what segments need repairs or realignments to keep roads and passageways operational while protecting surrounding watershed, habitats, and special status species.

#### FY26 Scope

Review results of the road inventory to identify the alignments that need to remain and be maintained long-term. Review results of natural resources assessment for special status species. Develop a program for necessary repairs, realignments and decommissioning of road segments, with planned scopes, schedules and budget for implementation. Initiate technical studies, if needed.

#### FY27 Scope

Secure permits.

#### FY28 Scope

Prioritize construction activities. Determine if crew or contractor will complete work. Initiate construction work.

SUMMARY OF ESTIMATED COSTS	Prior Year Actuals	FY25 Estimated Actuals	FY26 Budget	FY27 Projections	FY28 Projections	Estimated Future Years	Total
4000 - Staff Costs	\$ -	\$ -	\$ -	\$ -	\$ -	\$ -	\$ -
5000-7000 - Service & Supplies	-	-	-	9,878	10,174	-	20,052
8100 - Real Estate Services	-	-	-	-	-	-	-
8200 - Architect/Engineering Services	-	-	65,000	50,000	-	-	115,000
8300 - Environmental/Planning Services	-	-	30,000	-	25,000	-	55,000
8400 - Inspection/Construction Monitoring	-	-	-	50,000	-	-	50,000
8500 - Permitting Fees	-	-	-	50,000	-	-	50,000
8600 - Construction	-	-	-	-	340,000	-	340,000
8700 - Vehicles & Equipment	-	-	-	-	-	-	-
8800 - Structures	-	-	-	-	-	-	-
<b>Grand Total</b>	<b>\$ -</b>	<b>\$ -</b>	<b>\$ 95,000</b>	<b>\$ 159,878</b>	<b>\$ 375,174</b>	<b>\$ -</b>	<b>\$ 630,052</b>

FUNDING SOURCE	Prior Year Actuals	FY25 Estimated Actuals	FY26 Budget	FY27 Projections	FY28 Projections	Estimated Future Years	Total
10 - General Fund Operating	\$ -	\$ -	\$ -	\$ -	\$ -	\$ -	\$ -
20 - Hawthorn Fund	-	-	-	-	-	-	-
30 - Measure AA Capital	-	-	95,000	159,878	375,174	-	630,052
40 - General Fund Capital	-	-	-	-	-	-	-
Grants/Partnerships/Other	-	-	-	-	-	-	-
<b>Grand Total</b>	<b>\$ -</b>	<b>\$ -</b>	<b>\$ 95,000</b>	<b>\$ 159,878</b>	<b>\$ 375,174</b>	<b>\$ -</b>	<b>\$ 630,052</b>

**Program:** Natural Resource Protection and Restoration  
**Project #:** MAA13-004  
**Fund:** 30 - Measure AA Capital

**Operating Budget Impact:** No  
**Area of Interest:** Agriculture

### Cloverdale Ranch Water Development Project

#### Project Purpose

Upgrade infrastructure to support improved grazing distribution; controlling the distribution of livestock and grazing allows the District to more precisely and effectively manage towards District natural resource objectives, such as improving habitat for sensitive flora and fauna.

#### FY26 Scope

Project not yet started.

#### FY27 Scope

Scope water line and trough locations, complete a Request for Bids to construct the water system, award the contract, and complete the improvements.

#### FY28 Scope

Project completed in prior fiscal year(s).

SUMMARY OF ESTIMATED COSTS	Prior Year Actuals	FY25 Estimated Actuals	FY26 Budget	FY27 Projections	FY28 Projections	Estimated Future Years	Total
4000 - Staff Costs	\$ -	\$ -	\$ -	\$ -	\$ -	\$ -	\$ -
5000-7000 - Service & Supplies	-	-	-	-	-	-	-
8100 - Real Estate Services	-	-	-	-	-	-	-
8200 - Architect/Engineering Services	-	-	-	-	-	-	-
8300 - Environmental/Planning Services	-	-	-	10,000	-	-	10,000
8400 - Inspection/Construction Monitoring	-	-	-	-	-	-	-
8500 - Permitting Fees	-	-	-	-	-	-	-
8600 - Construction	-	-	-	61,000	-	-	61,000
8700 - Vehicles & Equipment	-	-	-	-	-	-	-
8800 - Structures	-	-	-	-	-	-	-
<b>Grand Total</b>	<b>\$ -</b>	<b>\$ -</b>	<b>\$ -</b>	<b>\$ 71,000</b>	<b>\$ -</b>	<b>\$ -</b>	<b>\$ 71,000</b>

FUNDING SOURCE	Prior Year Actuals	FY25 Estimated Actuals	FY26 Budget	FY27 Projections	FY28 Projections	Estimated Future Years	Total
10 - General Fund Operating	\$ -	\$ -	\$ -	\$ -	\$ -	\$ -	\$ -
20 - Hawthorn Fund	-	-	-	-	-	-	-
30 - Measure AA Capital	-	-	-	71,000	-	-	71,000
40 - General Fund Capital	-	-	-	-	-	-	-
Grants/Partnerships/Other	-	-	-	-	-	-	-
<b>Grand Total</b>	<b>\$ -</b>	<b>\$ -</b>	<b>\$ -</b>	<b>\$ 71,000</b>	<b>\$ -</b>	<b>\$ -</b>	<b>\$ 71,000</b>



**Program:** Natural Resource Protection and Restoration  
**Project #:** MAA13-XXX  
**Fund:** 30 - Measure AA Capital

**Operating Budget Impact:** No  
**Area of Interest:** Agriculture

### Pond Fencing at Cloverdale Ranch

**Project Purpose**

Install fencing around pond in Cloverdale Ranch for cattle safety and for more precise management of riparian/wetlands resources.

**FY26 Scope**

Scope project, complete a Request for Bids, award the contract, and complete the improvements.

**FY27 Scope**

Project completed in prior fiscal year(s).

**FY28 Scope**

Project completed in prior fiscal year(s).

SUMMARY OF ESTIMATED COSTS	Prior Year Actuals	FY25 Estimated Actuals	FY26 Budget	FY27 Projections	FY28 Projections	Estimated Future Years	Total
4000 - Staff Costs	\$ -	\$ -	\$ -	\$ -	\$ -	\$ -	\$ -
5000-7000 - Service & Supplies	-	-	-	-	-	-	-
8100 - Real Estate Services	-	-	-	-	-	-	-
8200 - Architect/Engineering Services	-	-	-	-	-	-	-
8300 - Environmental/Planning Services	-	-	30,000	-	-	-	30,000
8400 - Inspection/Construction Monitoring	-	-	-	-	-	-	-
8500 - Permitting Fees	-	-	-	-	-	-	-
8600 - Construction	-	-	83,500	-	-	-	83,500
8700 - Vehicles & Equipment	-	-	-	-	-	-	-
8800 - Structures	-	-	-	-	-	-	-
<b>Grand Total</b>	<b>\$ -</b>	<b>\$ -</b>	<b>\$ 113,500</b>	<b>\$ -</b>	<b>\$ -</b>	<b>\$ -</b>	<b>\$ 113,500</b>

FUNDING SOURCE	Prior Year Actuals	FY25 Estimated Actuals	FY26 Budget	FY27 Projections	FY28 Projections	Estimated Future Years	Total
10 - General Fund Operating	\$ -	\$ -	\$ -	\$ -	\$ -	\$ -	\$ -
20 - Hawthorn Fund	-	-	-	-	-	-	-
30 - Measure AA Capital	-	-	113,500	-	-	-	113,500
40 - General Fund Capital	-	-	-	-	-	-	-
Grants/Partnerships/Other	-	-	-	-	-	-	-
<b>Grand Total</b>	<b>\$ -</b>	<b>\$ -</b>	<b>\$ 113,500</b>	<b>\$ -</b>	<b>\$ -</b>	<b>\$ -</b>	<b>\$ 113,500</b>

**Program:** Natural Resource Protection and Restoration  
**Project #:** MAA20-001  
**Fund:** 30 - Measure AA Capital

**Operating Budget Impact:** Yes  
**Area of Interest:**

### Wildlife Corridor: Highway 17 Crossing

#### Project Purpose

Work with partners to develop, engineer, and implement wildlife crossing improvements at Highway 17 to provide safe movement for wildlife connecting over 30,000 acres of protected public lands.

#### FY26 Scope

Continue to work with Valley Transportation Agency. If project has Caltrans approval, continue collaboration with VTA to complete PS&E for construction of undercrossing structure and improvements within the Caltrans right-of-way. Finalize property access requirements and mitigation credit agreements as needed. Finalize partnership agreements with partner agencies and organizations as needed.

#### FY27 Scope

Continue to work with Valley Transportation Agency, If project has Caltrans approval, has received permits and funding, solicit bids, award contract and begin construction.

#### FY28 Scope

Continue collaboration with VTA to administer ongoing construction of undercrossing structure and improvements within the Caltrans right-of-way, if there is sufficient funding for construction.

SUMMARY OF ESTIMATED COSTS	Prior Year Actuals	FY25 Estimated Actuals	FY26 Budget	FY27 Projections	FY28 Projections	Estimated Future Years	Total
4000 - Staff Costs	\$ 95,668	\$ 11,086	\$ 23,171	\$ 23,952	\$ 18,613	\$ -	\$ 172,490
5000-7000 - Service & Supplies	-	-	-	-	-	-	-
8100 - Real Estate Services	-	-	-	-	-	-	-
8200 - Architect/Engineering Services	794,529	975,000	1,250,000	1,000,000	-	-	4,019,529
8300 - Environmental/Planning Services	756,998	70,000	50,000	25,000	-	-	901,998
8400 - Inspection/Construction Monitoring	-	-	-	-	-	-	-
8500 - Permitting Fees	-	-	-	-	-	-	-
8600 - Construction	80,201	-	-	1,625,000	14,625,000	-	16,330,201
8700 - Vehicles & Equipment	-	-	-	-	-	-	-
8800 - Structures	-	-	-	-	-	-	-
<b>Grand Total</b>	<b>\$ 1,727,396</b>	<b>\$ 1,056,086</b>	<b>\$ 1,323,171</b>	<b>\$ 2,673,952</b>	<b>\$ 14,643,613</b>	<b>\$ -</b>	<b>\$ 21,424,218</b>

FUNDING SOURCE	Prior Year Actuals	FY25 Estimated Actuals	FY26 Budget	FY27 Projections	FY28 Projections	Estimated Future Years	Total
10 - General Fund Operating	\$ -	\$ -	\$ -	\$ -	\$ -	\$ -	\$ -
20 - Hawthorn Fund	-	-	-	-	-	-	-
30 - Measure AA Capital	(1,222,604)	856,086	693,171	853,952	3,318,613	-	4,499,218
40 - General Fund Capital	-	-	-	-	11,325,000	-	11,325,000
Grants/Partnerships/Other	2,950,000	200,000	630,000	1,820,000	-	-	5,600,000
<b>Grand Total</b>	<b>\$ 1,727,396</b>	<b>\$ 1,056,086</b>	<b>\$ 1,323,171</b>	<b>\$ 2,673,952</b>	<b>\$ 14,643,613</b>	<b>\$ -</b>	<b>\$ 21,424,218</b>

**Program:** Natural Resource Protection and Restoration  
**Project #:** MAA21-007  
**Fund:** 30 - Measure AA Capital

**Operating Budget Impact:** Yes  
**Area of Interest:** Fire Prevention

### Bear Creek Redwoods Preserve Plan: Invasive Weed Treatment and Restoration

#### Project Purpose

Implement targeted treatments under the Integrated Pest Management Plan to control invasive weed populations at Bear Creek Redwoods Open Space Preserve, and facilitate opening phases 2 and 3 of the preserve for public access. Implement targeted weed treatments to restore native habitats along roads and trails. Treatment sites are expected to require five years of treatment before requiring maintenance-level treatment (determined by species, habitat, infestation level and time span, and site-history).

#### FY26 Scope

Complete third year of invasive species treatment in Phase 2 area of Bear Creek Redwoods.

#### FY27 Scope

Complete fourth year of invasive species treatment in Phase 2 area of Bear Creek Redwoods.

#### FY28 Scope

Complete fifth year of invasive species treatment.

SUMMARY OF ESTIMATED COSTS	Prior Year Actuals	FY25 Estimated Actuals	FY26 Budget	FY27 Projections	FY28 Projections	Estimated Future Years	Total
4000 - Staff Costs	\$ 11,087	\$ 10,053	\$ 42,143	\$ 10,665	\$ -	\$ -	\$ 73,948
5000-7000 - Service & Supplies	-	-	-	-	-	-	-
8100 - Real Estate Services	-	-	-	-	-	-	-
8200 - Architect/Engineering Services	-	-	-	-	-	-	-
8300 - Environmental/Planning Services	-	-	-	-	-	-	-
8400 - Inspection/Construction Monitoring	-	-	-	-	-	-	-
8500 - Permitting Fees	-	-	-	-	-	-	-
8600 - Construction	1,243,259	100,000	100,000	100,000	100,000	-	1,643,259
8700 - Vehicles & Equipment	-	-	-	-	-	-	-
8800 - Structures	-	-	-	-	-	-	-
<b>Grand Total</b>	<b>\$ 1,254,346</b>	<b>\$ 110,053</b>	<b>\$ 142,143</b>	<b>\$ 110,665</b>	<b>\$ 100,000</b>	<b>\$ -</b>	<b>\$ 1,717,207</b>

FUNDING SOURCE	Prior Year Actuals	FY25 Estimated Actuals	FY26 Budget	FY27 Projections	FY28 Projections	Estimated Future Years	Total
10 - General Fund Operating	\$ -	\$ -	\$ -	\$ -	\$ -	\$ -	\$ -
20 - Hawthorn Fund	-	-	-	-	-	-	-
30 - Measure AA Capital	739,346	110,053	142,143	110,665	-	-	1,102,207
40 - General Fund Capital	-	-	-	-	100,000	-	100,000
Grants/Partnerships/Other	515,000	-	-	-	-	-	515,000
<b>Grand Total</b>	<b>\$ 1,254,346</b>	<b>\$ 110,053</b>	<b>\$ 142,143</b>	<b>\$ 110,665</b>	<b>\$ 100,000</b>	<b>\$ -</b>	<b>\$ 1,717,207</b>

**Program:** Natural Resource Protection and Restoration  
**Project #:** MAA25-XXX  
**Fund:** 30 - Measure AA Capital

**Operating Budget Impact:** Yes  
**Area of Interest:**

### Sierra Azul - Knobcone Pine Management

#### Project Purpose

Manage knobcone pine habitat in Sierra Azul to improve species resilience and ecosystem health.

#### FY26 Scope

Project not yet started.

#### FY27 Scope

Consultant to complete literature review, habitat assessment, and feasibility study.

#### FY28 Scope

Consultant to complete management plan pending results of feasibility study. Permitting. Implementation of management plan.

SUMMARY OF ESTIMATED COSTS	Prior Year Actuals	FY25 Estimated Actuals	FY26 Budget	FY27 Projections	FY28 Projections	Estimated Future Years	Total
4000 - Staff Costs	\$ -	\$ -	\$ -	\$ -	\$ 44,430	\$ -	\$ 44,430
5000-7000 - Service & Supplies	-	-	-	-	-	-	-
8100 - Real Estate Services	-	-	-	-	-	-	-
8200 - Architect/Engineering Services	-	-	-	-	-	-	-
8300 - Environmental/Planning Services	-	-	-	50,000	50,000	-	100,000
8400 - Inspection/Construction Monitoring	-	-	-	-	-	-	-
8500 - Permitting Fees	-	-	-	-	-	-	-
8600 - Construction	-	-	-	-	50,000	50,000	100,000
8700 - Vehicles & Equipment	-	-	-	-	-	-	-
8800 - Structures	-	-	-	-	-	-	-
<b>Grand Total</b>	<b>\$ -</b>	<b>\$ -</b>	<b>\$ -</b>	<b>\$ 50,000</b>	<b>\$ 144,430</b>	<b>\$ 50,000</b>	<b>\$ 244,430</b>

FUNDING SOURCE	Prior Year Actuals	FY25 Estimated Actuals	FY26 Budget	FY27 Projections	FY28 Projections	Estimated Future Years	Total
10 - General Fund Operating	\$ -	\$ -	\$ -	\$ -	\$ -	\$ -	\$ -
20 - Hawthorn Fund	-	-	-	-	-	-	-
30 - Measure AA Capital	-	-	-	50,000	144,430	50,000	244,430
40 - General Fund Capital	-	-	-	-	-	-	-
Grants/Partnerships/Other	-	-	-	-	-	-	-
<b>Grand Total</b>	<b>\$ -</b>	<b>\$ -</b>	<b>\$ -</b>	<b>\$ 50,000</b>	<b>\$ 144,430</b>	<b>\$ 50,000</b>	<b>\$ 244,430</b>

**Program:** Natural Resource Protection and Restoration  
**Project #:** VP01-XXX  
**Fund:** 10 - General Fund Operating

**Operating Budget Impact:** No  
**Area of Interest:** Fire Prevention

### Madonna Creek Caltrans Mitigation

#### Project Purpose

Offsite mitigation for Caltrans to remove riparian eucalyptus/invasives.

#### FY26 Scope

Pilarcitos Bridge assessment, restoration plan, nursery plants, seed, remove small vegetation, bio surveys, permitting.

#### FY27 Scope

Temp road and bridge upgrades, large tree and foundation removal, nursery plants, planting.

#### FY28 Scope

IPM program maintenance, plant install, monitoring.

SUMMARY OF ESTIMATED COSTS	Prior Year Actuals	FY25 Estimated Actuals	FY26 Budget	FY27 Projections	FY28 Projections	Estimated Future Years	Total
4000 - Staff Costs	\$ -	\$ -	\$ 10,000	\$ 25,000	\$ 5,000	\$ 30,000	\$ 70,000
5000-7000 - Service & Supplies	-	-	108,000	349,000	60,000	110,000	627,000
8100 - Real Estate Services	-	-	-	-	-	-	-
8200 - Architect/Engineering Services	-	-	-	-	-	-	-
8300 - Environmental/Planning Services	-	-	-	-	-	-	-
8400 - Inspection/Construction Monitoring	-	-	-	-	-	-	-
8500 - Permitting Fees	-	-	-	-	-	-	-
8600 - Construction	-	-	-	-	-	-	-
8700 - Vehicles & Equipment	-	-	-	-	-	-	-
8800 - Structures	-	-	-	-	-	-	-
<b>Grand Total</b>	<b>\$ -</b>	<b>\$ -</b>	<b>\$ 118,000</b>	<b>\$ 374,000</b>	<b>\$ 65,000</b>	<b>\$ 140,000</b>	<b>\$ 697,000</b>

FUNDING SOURCE	Prior Year Actuals	FY25 Estimated Actuals	FY26 Budget	FY27 Projections	FY28 Projections	Estimated Future Years	Total
10 - General Fund Operating	\$ -	\$ -	\$ 118,000	\$ 374,000	\$ 65,000	\$ 140,000	\$ 697,000
20 - Hawthorn Fund	-	-	-	-	-	-	-
30 - Measure AA Capital	-	-	-	-	-	-	-
40 - General Fund Capital	-	-	-	-	-	-	-
Grants/Partnerships/Other	-	-	-	-	-	-	-
<b>Grand Total</b>	<b>\$ -</b>	<b>\$ -</b>	<b>\$ 118,000</b>	<b>\$ 374,000</b>	<b>\$ 65,000</b>	<b>\$ 140,000</b>	<b>\$ 697,000</b>

**Program:** Natural Resource Protection and Restoration  
**Project #:** VP21-XXX  
**Fund:** 40 - General Fund Capital

**Operating Budget Impact:** Yes  
**Area of Interest:**

### BCR Wet Meadow Restoration

**Project Purpose**

Restore wet meadow habitat.

**FY26 Scope**

Project not yet started.

**FY27 Scope**

Project not yet started.

**FY28 Scope**

Consultant coordination to begin seed collection & permitting.

SUMMARY OF ESTIMATED COSTS	Prior Year Actuals	FY25 Estimated Actuals	FY26 Budget	FY27 Projections	FY28 Projections	Estimated Future Years	Total
4000 - Staff Costs	\$ -	\$ -	\$ -	\$ -	\$ -	\$ -	\$ -
5000-7000 - Service & Supplies	-	-	-	-	-	-	-
8100 - Real Estate Services	-	-	-	-	-	-	-
8200 - Architect/Engineering Services	-	-	-	-	-	-	-
8300 - Environmental/Planning Services	-	-	-	-	20,000	-	20,000
8400 - Inspection/Construction Monitoring	-	-	-	-	-	40,000	40,000
8500 - Permitting Fees	-	-	-	-	30,000	-	30,000
8600 - Construction	-	-	-	-	40,000	135,000	175,000
8700 - Vehicles & Equipment	-	-	-	-	-	-	-
8800 - Structures	-	-	-	-	-	-	-
<b>Grand Total</b>	<b>\$ -</b>	<b>\$ -</b>	<b>\$ -</b>	<b>\$ -</b>	<b>\$ 90,000</b>	<b>\$ 175,000</b>	<b>\$ 265,000</b>

FUNDING SOURCE	Prior Year Actuals	FY25 Estimated Actuals	FY26 Budget	FY27 Projections	FY28 Projections	Estimated Future Years	Total
10 - General Fund Operating	\$ -	\$ -	\$ -	\$ -	\$ -	\$ -	\$ -
20 - Hawthorn Fund	-	-	-	-	-	-	-
30 - Measure AA Capital	-	-	-	-	-	-	-
40 - General Fund Capital	-	-	-	-	90,000	175,000	265,000
Grants/Partnerships/Other	-	-	-	-	-	-	-
<b>Grand Total</b>	<b>\$ -</b>	<b>\$ -</b>	<b>\$ -</b>	<b>\$ -</b>	<b>\$ 90,000</b>	<b>\$ 175,000</b>	<b>\$ 265,000</b>

**Program:** Natural Resource Protection and Restoration  
**Project #:** VP21-XXX  
**Fund:** 40 - General Fund Capital

**Operating Budget Impact:** Yes  
**Area of Interest:** Fire Prevention

### Hillside Restoration Above BCR Corrals

**Project Purpose**

To restore a degraded 2 acre hillside above the Bear Creek Stables corrals. Scope will include grading, erosion control installations, revegetation, IPM, and monitoring.

**FY26 Scope**

Restoration Plan development and IPM work. Site restoration implementation: (grading/drainage improvements, plant installations, IPM and maintenance/monitoring).

**FY27 Scope**

Project completed in prior fiscal year(s).

**FY28 Scope**

Project completed in prior fiscal year(s).

SUMMARY OF ESTIMATED COSTS	Prior Year Actuals	FY25 Estimated Actuals	FY26 Budget	FY27 Projections	FY28 Projections	Estimated Future Years	Total
4000 - Staff Costs	\$ -	\$ -	\$ -	\$ -	\$ -	\$ -	\$ -
5000-7000 - Service & Supplies	-	-	-	-	-	-	-
8100 - Real Estate Services	-	-	-	-	-	-	-
8200 - Architect/Engineering Services	-	-	10,000	-	-	-	10,000
8300 - Environmental/Planning Services	-	-	-	-	-	-	-
8400 - Inspection/Construction Monitoring	-	-	-	-	-	-	-
8500 - Permitting Fees	-	-	-	-	-	-	-
8600 - Construction	-	-	48,000	-	-	-	48,000
8700 - Vehicles & Equipment	-	-	-	-	-	-	-
8800 - Structures	-	-	-	-	-	-	-
<b>Grand Total</b>	<b>\$ -</b>	<b>\$ -</b>	<b>\$ 58,000</b>	<b>\$ -</b>	<b>\$ -</b>	<b>\$ -</b>	<b>\$ 58,000</b>

FUNDING SOURCE	Prior Year Actuals	FY25 Estimated Actuals	FY26 Budget	FY27 Projections	FY28 Projections	Estimated Future Years	Total
10 - General Fund Operating	\$ -	\$ -	\$ -	\$ -	\$ -	\$ -	\$ -
20 - Hawthorn Fund	-	-	-	-	-	-	-
30 - Measure AA Capital	-	-	-	-	-	-	-
40 - General Fund Capital	-	-	58,000	-	-	-	58,000
Grants/Partnerships/Other	-	-	-	-	-	-	-
<b>Grand Total</b>	<b>\$ -</b>	<b>\$ -</b>	<b>\$ 58,000</b>	<b>\$ -</b>	<b>\$ -</b>	<b>\$ -</b>	<b>\$ 58,000</b>

**Program:** Natural Resource Protection and Restoration  
**Project #:** VP21-XXX  
**Fund:** 40 - General Fund Capital

**Operating Budget Impact:** Yes  
**Area of Interest:**

### Hillside Restoration at BCR Vineyards

**Project Purpose**

Restore a defunct vineyard at Bear Creek Redwoods.

**FY26 Scope**

Project not yet started.

**FY27 Scope**

Develop stabilization plan, including grading and erosion control. Implement IPM for Cal-IPC rated weeds. Conduct CEQA review.

**FY28 Scope**

Grade area to more natural conditions and install erosion control. Provide IPM for Cal-IPC rated species.

SUMMARY OF ESTIMATED COSTS	Prior Year Actuals	FY25 Estimated Actuals	FY26 Budget	FY27 Projections	FY28 Projections	Estimated Future Years	Total
4000 - Staff Costs	\$ -	\$ -	\$ -	\$ -	\$ -	\$ -	\$ -
5000-7000 - Service & Supplies	-	-	-	-	-	-	-
8100 - Real Estate Services	-	-	-	75,000	-	-	75,000
8200 - Architect/Engineering Services	-	-	-	-	-	-	-
8300 - Environmental/Planning Services	-	-	-	-	-	-	-
8400 - Inspection/Construction Monitoring	-	-	-	-	-	-	-
8500 - Permitting Fees	-	-	-	-	-	-	-
8600 - Construction	-	-	-	-	50,000	250,000	300,000
8700 - Vehicles & Equipment	-	-	-	-	-	-	-
8800 - Structures	-	-	-	-	-	-	-
<b>Grand Total</b>	<b>\$ -</b>	<b>\$ -</b>	<b>\$ -</b>	<b>\$ 75,000</b>	<b>\$ 50,000</b>	<b>\$ 250,000</b>	<b>\$ 375,000</b>

FUNDING SOURCE	Prior Year Actuals	FY25 Estimated Actuals	FY26 Budget	FY27 Projections	FY28 Projections	Estimated Future Years	Total
10 - General Fund Operating	\$ -	\$ -	\$ -	\$ -	\$ -	\$ -	\$ -
20 - Hawthorn Fund	-	-	-	-	-	-	-
30 - Measure AA Capital	-	-	-	-	-	-	-
40 - General Fund Capital	-	-	-	75,000	50,000	250,000	375,000
Grants/Partnerships/Other	-	-	-	-	-	-	-
<b>Grand Total</b>	<b>\$ -</b>	<b>\$ -</b>	<b>\$ -</b>	<b>\$ 75,000</b>	<b>\$ 50,000</b>	<b>\$ 250,000</b>	<b>\$ 375,000</b>



**Program:** Natural Resource Protection and Restoration  
**Project #:** VP22-002  
**Fund:** 40 - General Fund Capital

**Operating Budget Impact:** Yes  
**Area of Interest:**

### Alma Bridge Road Wildlife Passage

#### Project Purpose

Partner with Santa Clara County to complete CEQA, design, permitting and implementation to provide safe passage for wildlife (newts). Midpen will retain a consultant to provide CEQA and design services to provide safe passage for newts across Alma Bridge Road. Implementation to be led by Midpen or county. Long term operation and maintenance to shift to county.

#### FY26 Scope

Complete design development and CEQA and initiate permitting. County to lead final design and bidding.

#### FY27 Scope

County to implement, potentially in phases. Midpen to complete effectiveness monitoring in future years.

#### FY28 Scope

County to implement, potentially in phases. Midpen to complete effectiveness monitoring in future years.

SUMMARY OF ESTIMATED COSTS	Prior Year Actuals	FY25 Estimated Actuals	FY26 Budget	FY27 Projections	FY28 Projections	Estimated Future Years	Total
4000 - Staff Costs	\$ -	\$ -	\$ -	\$ -	\$ -	\$ -	\$ -
5000-7000 - Service & Supplies	-	-	-	-	-	-	-
8100 - Real Estate Services	-	-	-	-	-	-	-
8200 - Architect/Engineering Services	362,471	1,000,000	500,000	-	-	-	1,862,471
8300 - Environmental/Planning Services	-	-	-	100,000	-	-	100,000
8400 - Inspection/Construction Monitoring	-	-	-	-	-	-	-
8500 - Permitting Fees	-	-	-	-	-	-	-
8600 - Construction	-	-	-	-	250,000	-	250,000
8700 - Vehicles & Equipment	-	-	-	-	-	-	-
8800 - Structures	-	-	-	-	-	-	-
<b>Grand Total</b>	<b>\$ 362,471</b>	<b>\$ 1,000,000</b>	<b>\$ 500,000</b>	<b>\$ 100,000</b>	<b>\$ 250,000</b>	<b>\$ -</b>	<b>\$ 2,212,471</b>

FUNDING SOURCE	Prior Year Actuals	FY25 Estimated Actuals	FY26 Budget	FY27 Projections	FY28 Projections	Estimated Future Years	Total
10 - General Fund Operating	\$ -	\$ -	\$ -	\$ -	\$ -	\$ -	\$ -
20 - Hawthorn Fund	-	-	-	-	-	-	-
30 - Measure AA Capital	-	-	-	-	-	-	-
40 - General Fund Capital	362,471	(18,500)	-	100,000	250,000	-	693,971
Grants/Partnerships/Other	-	1,018,500	500,000	-	-	-	1,518,500
<b>Grand Total</b>	<b>\$ 362,471</b>	<b>\$ 1,000,000</b>	<b>\$ 500,000</b>	<b>\$ 100,000</b>	<b>\$ 250,000</b>	<b>\$ -</b>	<b>\$ 2,212,471</b>

**Program:** Natural Resource Protection and Restoration  
**Project #:** XXXXX  
**Fund:** 40 - General Fund Capital

**Operating Budget Impact:** No  
**Area of Interest:** Agriculture

### Big Dipper Cross Fence

#### Project Purpose

Upgrade infrastructure to support improved grazing distribution; controlling the distribution of livestock and grazing allows the District to more precisely and effectively manage towards District natural resource objectives, such as improving habitat for sensitive flora and fauna.

#### FY26 Scope

Scope project, complete a Request for Bids, award the contract, and complete the improvements.

#### FY27 Scope

Project completed in prior fiscal year(s).

#### FY28 Scope

Project completed in prior fiscal year(s).

SUMMARY OF ESTIMATED COSTS	Prior Year Actuals	FY25 Estimated Actuals	FY26 Budget	FY27 Projections	FY28 Projections	Estimated Future Years	Total
4000 - Staff Costs	\$ -	\$ -	\$ -	\$ -	\$ -	\$ -	\$ -
5000-7000 - Service & Supplies	-	-	-	-	-	-	-
8100 - Real Estate Services	-	-	-	-	-	-	-
8200 - Architect/Engineering Services	-	-	-	-	-	-	-
8300 - Environmental/Planning Services	-	-	5,000	-	-	-	5,000
8400 - Inspection/Construction Monitoring	-	-	-	-	-	-	-
8500 - Permitting Fees	-	-	-	-	-	-	-
8600 - Construction	-	-	139,600	-	-	-	139,600
8700 - Vehicles & Equipment	-	-	-	-	-	-	-
8800 - Structures	-	-	-	-	-	-	-
<b>Grand Total</b>	<b>\$ -</b>	<b>\$ -</b>	<b>\$ 144,600</b>	<b>\$ -</b>	<b>\$ -</b>	<b>\$ -</b>	<b>\$ 144,600</b>

FUNDING SOURCE	Prior Year Actuals	FY25 Estimated Actuals	FY26 Budget	FY27 Projections	FY28 Projections	Estimated Future Years	Total
10 - General Fund Operating	\$ -	\$ -	\$ -	\$ -	\$ -	\$ -	\$ -
20 - Hawthorn Fund	-	-	-	-	-	-	-
30 - Measure AA Capital	-	-	-	-	-	-	-
40 - General Fund Capital	-	-	144,600	-	-	-	144,600
Grants/Partnerships/Other	-	-	-	-	-	-	-
<b>Grand Total</b>	<b>\$ -</b>	<b>\$ -</b>	<b>\$ 144,600</b>	<b>\$ -</b>	<b>\$ -</b>	<b>\$ -</b>	<b>\$ 144,600</b>

**Program:** Natural Resource Protection and Restoration  
**Project #:** XXXXX  
**Fund:** 40 - General Fund Capital

**Operating Budget Impact:** No  
**Area of Interest:**

### Cherry Springs Pond Restoration

**Project Purpose**

Improve aquatic habitat for western pond turtle and California red-legged frog.

**FY26 Scope**

Project not yet started.

**FY27 Scope**

Project not yet started.

**FY28 Scope**

Develop and release RFPQ for pond management plan and hydro study. Begin fieldwork.

SUMMARY OF ESTIMATED COSTS	Prior Year Actuals	FY25 Estimated Actuals	FY26 Budget	FY27 Projections	FY28 Projections	Estimated Future Years	Total
4000 - Staff Costs	\$ -	\$ -	\$ -	\$ -	\$ -	\$ -	\$ -
5000-7000 - Service & Supplies	-	-	-	-	-	-	-
8100 - Real Estate Services	-	-	-	-	-	-	-
8200 - Architect/Engineering Services	-	-	-	-	-	130,000	130,000
8300 - Environmental/Planning Services	-	-	-	-	100,000	-	100,000
8400 - Inspection/Construction Monitoring	-	-	-	-	-	-	-
8500 - Permitting Fees	-	-	-	-	-	-	-
8600 - Construction	-	-	-	-	-	-	-
8700 - Vehicles & Equipment	-	-	-	-	-	-	-
8800 - Structures	-	-	-	-	-	-	-
<b>Grand Total</b>	<b>\$ -</b>	<b>\$ -</b>	<b>\$ -</b>	<b>\$ -</b>	<b>\$ 100,000</b>	<b>\$ 130,000</b>	<b>\$ 230,000</b>

FUNDING SOURCE	Prior Year Actuals	FY25 Estimated Actuals	FY26 Budget	FY27 Projections	FY28 Projections	Estimated Future Years	Total
10 - General Fund Operating	\$ -	\$ -	\$ -	\$ -	\$ -	\$ -	\$ -
20 - Hawthorn Fund	-	-	-	-	-	-	-
30 - Measure AA Capital	-	-	-	-	-	-	-
40 - General Fund Capital	-	-	-	-	100,000	130,000	230,000
Grants/Partnerships/Other	-	-	-	-	-	-	-
<b>Grand Total</b>	<b>\$ -</b>	<b>\$ -</b>	<b>\$ -</b>	<b>\$ -</b>	<b>\$ 100,000</b>	<b>\$ 130,000</b>	<b>\$ 230,000</b>

**Program:** Natural Resource Protection and Restoration  
**Project #:** XXXXX  
**Fund:** 40 - General Fund Capital

**Operating Budget Impact:** No  
**Area of Interest:**

### Culvert Replacement in Sierra Azul

#### Project Purpose

Replace failing culverts in Sierra Azul Preserve to maintains access through the preserve on strategic fire roads for patrol, maintenance, emergency response, wildland fire control.

#### FY26 Scope

Project not yet started.

#### FY27 Scope

Solicit bids and hire consultant to initiate project. The scope of work and budget is subject to change following additional assessment from staff.

#### FY28 Scope

Secure regulatory permits, finalize construction documents and submit for local permits. Prepare bid package.

SUMMARY OF ESTIMATED COSTS	Prior Year Actuals	FY25 Estimated Actuals	FY26 Budget	FY27 Projections	FY28 Projections	Estimated Future Years	Total
4000 - Staff Costs	\$ -	\$ -	\$ -	\$ -	\$ -	\$ -	\$ -
5000-7000 - Service & Supplies	-	-	-	-	-	-	-
8100 - Real Estate Services	-	-	-	-	-	-	-
8200 - Architect/Engineering Services	-	-	-	70,000	25,000	-	95,000
8300 - Environmental/Planning Services	-	-	-	15,000	10,000	-	25,000
8400 - Inspection/Construction Monitoring	-	-	-	-	30,000	-	30,000
8500 - Permitting Fees	-	-	-	45,000	-	-	45,000
8600 - Construction	-	-	-	-	-	275,000	275,000
8700 - Vehicles & Equipment	-	-	-	-	-	-	-
8800 - Structures	-	-	-	-	-	-	-
<b>Grand Total</b>	<b>\$ -</b>	<b>\$ -</b>	<b>\$ -</b>	<b>\$ 130,000</b>	<b>\$ 65,000</b>	<b>\$ 275,000</b>	<b>\$ 470,000</b>

FUNDING SOURCE	Prior Year Actuals	FY25 Estimated Actuals	FY26 Budget	FY27 Projections	FY28 Projections	Estimated Future Years	Total
10 - General Fund Operating	\$ -	\$ -	\$ -	\$ -	\$ -	\$ -	\$ -
20 - Hawthorn Fund	-	-	-	-	-	-	-
30 - Measure AA Capital	-	-	-	-	-	-	-
40 - General Fund Capital	-	-	-	130,000	65,000	275,000	470,000
Grants/Partnerships/Other	-	-	-	-	-	-	-
<b>Grand Total</b>	<b>\$ -</b>	<b>\$ -</b>	<b>\$ -</b>	<b>\$ 130,000</b>	<b>\$ 65,000</b>	<b>\$ 275,000</b>	<b>\$ 470,000</b>

**Program:** Natural Resource Protection and Restoration  
**Project #:** XXXXX  
**Fund:** 10 - General Fund Operating

**Operating Budget Impact:** No  
**Area of Interest:**

### District-Wide Bat Roosting Habitat Suitability Analysis

#### Project Purpose

Assess habitat suitability for bats within natural landscapes to inform future projects and showcase bat habitat preservation in the region.

#### FY26 Scope

Develop and release RFPQ for consulting services. Begin fieldwork and desktop analysis.

#### FY27 Scope

Complete fieldwork and desktop analysis and generate final habitat suitability model.

#### FY28 Scope

Project completed in prior fiscal year(s).

SUMMARY OF ESTIMATED COSTS	Prior Year Actuals	FY25 Estimated Actuals	FY26 Budget	FY27 Projections	FY28 Projections	Estimated Future Years	Total
4000 - Staff Costs	\$ -	\$ -	\$ -	\$ -	\$ -	\$ -	\$ -
5000-7000 - Service & Supplies	-	-	50,000	150,000	-	-	200,000
8100 - Real Estate Services	-	-	-	-	-	-	-
8200 - Architect/Engineering Services	-	-	-	-	-	-	-
8300 - Environmental/Planning Services	-	-	-	-	-	-	-
8400 - Inspection/Construction Monitoring	-	-	-	-	-	-	-
8500 - Permitting Fees	-	-	-	-	-	-	-
8600 - Construction	-	-	-	-	-	-	-
8700 - Vehicles & Equipment	-	-	-	-	-	-	-
8800 - Structures	-	-	-	-	-	-	-
<b>Grand Total</b>	<b>\$ -</b>	<b>\$ -</b>	<b>\$ 50,000</b>	<b>\$ 150,000</b>	<b>\$ -</b>	<b>\$ -</b>	<b>\$ 200,000</b>

FUNDING SOURCE	Prior Year Actuals	FY25 Estimated Actuals	FY26 Budget	FY27 Projections	FY28 Projections	Estimated Future Years	Total
10 - General Fund Operating	\$ -	\$ -	\$ 50,000	\$ 150,000	\$ -	\$ -	\$ 200,000
20 - Hawthorn Fund	-	-	-	-	-	-	-
30 - Measure AA Capital	-	-	-	-	-	-	-
40 - General Fund Capital	-	-	-	-	-	-	-
Grants/Partnerships/Other	-	-	-	-	-	-	-
<b>Grand Total</b>	<b>\$ -</b>	<b>\$ -</b>	<b>\$ 50,000</b>	<b>\$ 150,000</b>	<b>\$ -</b>	<b>\$ -</b>	<b>\$ 200,000</b>

**Program:** Natural Resource Protection and Restoration  
**Project #:** XXXXX  
**Fund:** 10 - General Fund Operating

**Operating Budget Impact:** No  
**Area of Interest:**

### District-Wide Mountain Lion Denning Habitat Suitability Analysis

#### Project Purpose

Develop a mountain lion denning habitat suitability model to inform future projects.

#### FY26 Scope

Project not yet started.

#### FY27 Scope

Project not yet started.

#### FY28 Scope

Develop and release a RFPQ, begin fieldwork and desktop analysis.

SUMMARY OF ESTIMATED COSTS	Prior Year Actuals	FY25 Estimated Actuals	FY26 Budget	FY27 Projections	FY28 Projections	Estimated Future Years	Total
4000 - Staff Costs	\$ -	\$ -	\$ -	\$ -	\$ -	\$ -	\$ -
5000-7000 - Service & Supplies	-	-	-	-	80,000	-	80,000
8100 - Real Estate Services	-	-	-	-	-	-	-
8200 - Architect/Engineering Services	-	-	-	-	-	-	-
8300 - Environmental/Planning Services	-	-	-	-	-	-	-
8400 - Inspection/Construction Monitoring	-	-	-	-	-	-	-
8500 - Permitting Fees	-	-	-	-	-	-	-
8600 - Construction	-	-	-	-	-	-	-
8700 - Vehicles & Equipment	-	-	-	-	-	-	-
8800 - Structures	-	-	-	-	-	-	-
<b>Grand Total</b>	<b>\$ -</b>	<b>\$ -</b>	<b>\$ -</b>	<b>\$ -</b>	<b>\$ 80,000</b>	<b>\$ -</b>	<b>\$ 80,000</b>

FUNDING SOURCE	Prior Year Actuals	FY25 Estimated Actuals	FY26 Budget	FY27 Projections	FY28 Projections	Estimated Future Years	Total
10 - General Fund Operating	\$ -	\$ -	\$ -	\$ -	\$ 80,000	\$ -	\$ 80,000
20 - Hawthorn Fund	-	-	-	-	-	-	-
30 - Measure AA Capital	-	-	-	-	-	-	-
40 - General Fund Capital	-	-	-	-	-	-	-
Grants/Partnerships/Other	-	-	-	-	-	-	-
<b>Grand Total</b>	<b>\$ -</b>	<b>\$ -</b>	<b>\$ -</b>	<b>\$ -</b>	<b>\$ 80,000</b>	<b>\$ -</b>	<b>\$ 80,000</b>

**Program:** Natural Resource Protection and Restoration  
**Project #:** XXXXX  
**Fund:** 10 - General Fund Operating

**Operating Budget Impact:** No  
**Area of Interest:**

### District-Wide Wildlife Connectivity Analysis

#### Project Purpose

Develop a prioritized list of potential future wildlife crossing projects.

#### FY26 Scope

Project not yet started.

#### FY27 Scope

Develop scope of work, priority species and habitat linkages, and project goals. Develop a RFPQ for consulting services. FY27 staff time only.

#### FY28 Scope

Release a RFPQ for consulting services and begin fieldwork and desktop analysis.

SUMMARY OF ESTIMATED COSTS	Prior Year Actuals	FY25 Estimated Actuals	FY26 Budget	FY27 Projections	FY28 Projections	Estimated Future Years	Total
4000 - Staff Costs	\$ -	\$ -	\$ -	\$ -	\$ -	\$ -	\$ -
5000-7000 - Service & Supplies	-	-	-	-	150,000	150,000	300,000
8100 - Real Estate Services	-	-	-	-	-	-	-
8200 - Architect/Engineering Services	-	-	-	-	-	-	-
8300 - Environmental/Planning Services	-	-	-	-	-	-	-
8400 - Inspection/Construction Monitoring	-	-	-	-	-	-	-
8500 - Permitting Fees	-	-	-	-	-	-	-
8600 - Construction	-	-	-	-	-	-	-
8700 - Vehicles & Equipment	-	-	-	-	-	-	-
8800 - Structures	-	-	-	-	-	-	-
<b>Grand Total</b>	<b>\$ -</b>	<b>\$ -</b>	<b>\$ -</b>	<b>\$ -</b>	<b>\$ 150,000</b>	<b>\$ 150,000</b>	<b>\$ 300,000</b>

FUNDING SOURCE	Prior Year Actuals	FY25 Estimated Actuals	FY26 Budget	FY27 Projections	FY28 Projections	Estimated Future Years	Total
10 - General Fund Operating	\$ -	\$ -	\$ -	\$ -	\$ 150,000	\$ 150,000	\$ 300,000
20 - Hawthorn Fund	-	-	-	-	-	-	-
30 - Measure AA Capital	-	-	-	-	-	-	-
40 - General Fund Capital	-	-	-	-	-	-	-
Grants/Partnerships/Other	-	-	-	-	-	-	-
<b>Grand Total</b>	<b>\$ -</b>	<b>\$ -</b>	<b>\$ -</b>	<b>\$ -</b>	<b>\$ 150,000</b>	<b>\$ 150,000</b>	<b>\$ 300,000</b>

**Program:** Natural Resource Protection and Restoration  
**Project #:** XXXXX  
**Fund:** 10 - General Fund Operating

**Operating Budget Impact:** No  
**Area of Interest:**

### Drought Response and Resiliency Plan

#### Project Purpose

Identify and implement drought resiliency measures to preserve aquatic habitats, rangelands, and water supply.

#### FY26 Scope

Project not yet started.

#### FY27 Scope

Project not yet started.

#### FY28 Scope

Conduct outreach to internal and external stakeholders. Hire a consultant to conduct vulnerability study of existing systems, identify action thresholds and develop resiliency measures or improvements for rangeland and facilities management.

SUMMARY OF ESTIMATED COSTS	Prior Year Actuals	FY25 Estimated Actuals	FY26 Budget	FY27 Projections	FY28 Projections	Estimated Future Years	Total
4000 - Staff Costs	\$ -	\$ -	\$ -	\$ -	\$ -	\$ -	\$ -
5000-7000 - Service & Supplies	-	-	-	-	30,000	120,000	150,000
8100 - Real Estate Services	-	-	-	-	-	-	-
8200 - Architect/Engineering Services	-	-	-	-	-	-	-
8300 - Environmental/Planning Services	-	-	-	-	-	-	-
8400 - Inspection/Construction Monitoring	-	-	-	-	-	-	-
8500 - Permitting Fees	-	-	-	-	-	-	-
8600 - Construction	-	-	-	-	-	-	-
8700 - Vehicles & Equipment	-	-	-	-	-	-	-
8800 - Structures	-	-	-	-	-	-	-
<b>Grand Total</b>	<b>\$ -</b>	<b>\$ -</b>	<b>\$ -</b>	<b>\$ -</b>	<b>\$ 30,000</b>	<b>\$ 120,000</b>	<b>\$ 150,000</b>

FUNDING SOURCE	Prior Year Actuals	FY25 Estimated Actuals	FY26 Budget	FY27 Projections	FY28 Projections	Estimated Future Years	Total
10 - General Fund Operating	\$ -	\$ -	\$ -	\$ -	\$ 30,000	\$ 120,000	\$ 150,000
20 - Hawthorn Fund	-	-	-	-	-	-	-
30 - Measure AA Capital	-	-	-	-	-	-	-
40 - General Fund Capital	-	-	-	-	-	-	-
Grants/Partnerships/Other	-	-	-	-	-	-	-
<b>Grand Total</b>	<b>\$ -</b>	<b>\$ -</b>	<b>\$ -</b>	<b>\$ -</b>	<b>\$ 30,000</b>	<b>\$ 120,000</b>	<b>\$ 150,000</b>



**Program:** Natural Resource Protection and Restoration  
**Project #:** XXXXX  
**Fund:** 40 - General Fund Capital

**Operating Budget Impact:** No  
**Area of Interest:** Agriculture

### Elkus-Lobitos Perimeter Fence

**Project Purpose**

Replacing brush along Purisima Creek with fencing to ensure cattle are contained within active pastures and do not stray into the creek.

**FY26 Scope**

Scope project, complete a Request for Bids, award the contract, and complete the improvements.

**FY27 Scope**

Project completed in prior fiscal year(s).

**FY28 Scope**

Project completed in prior fiscal year(s).

SUMMARY OF ESTIMATED COSTS	Prior Year Actuals	FY25 Estimated Actuals	FY26 Budget	FY27 Projections	FY28 Projections	Estimated Future Years	Total
4000 - Staff Costs	\$ -	\$ -	\$ -	\$ -	\$ -	\$ -	\$ -
5000-7000 - Service & Supplies	-	-	-	-	-	-	-
8100 - Real Estate Services	-	-	1,000	-	-	-	1,000
8200 - Architect/Engineering Services	-	-	-	-	-	-	-
8300 - Environmental/Planning Services	-	-	5,000	-	-	-	5,000
8400 - Inspection/Construction Monitoring	-	-	-	-	-	-	-
8500 - Permitting Fees	-	-	-	-	-	-	-
8600 - Construction	-	-	82,500	-	-	-	82,500
8700 - Vehicles & Equipment	-	-	-	-	-	-	-
8800 - Structures	-	-	-	-	-	-	-
<b>Grand Total</b>	<b>\$ -</b>	<b>\$ -</b>	<b>\$ 88,500</b>	<b>\$ -</b>	<b>\$ -</b>	<b>\$ -</b>	<b>\$ 88,500</b>

FUNDING SOURCE	Prior Year Actuals	FY25 Estimated Actuals	FY26 Budget	FY27 Projections	FY28 Projections	Estimated Future Years	Total
10 - General Fund Operating	\$ -	\$ -	\$ -	\$ -	\$ -	\$ -	\$ -
20 - Hawthorn Fund	-	-	-	-	-	-	-
30 - Measure AA Capital	-	-	-	-	-	-	-
40 - General Fund Capital	-	-	88,500	-	-	-	88,500
Grants/Partnerships/Other	-	-	-	-	-	-	-
<b>Grand Total</b>	<b>\$ -</b>	<b>\$ -</b>	<b>\$ 88,500</b>	<b>\$ -</b>	<b>\$ -</b>	<b>\$ -</b>	<b>\$ 88,500</b>

**Program:** Natural Resource Protection and Restoration  
**Project #:** XXXXX  
**Fund:** 40 - General Fund Capital

**Operating Budget Impact:** No  
**Area of Interest:** Agriculture

### Gordon Ridge Ponds Improvement

**Project Purpose**

Re-develop ponds to support livestock water and improve wildlife habitat.

**FY26 Scope**

Project not yet started.

**FY27 Scope**

Scope project, complete a request for bids for design.

**FY28 Scope**

Design and permitting.

SUMMARY OF ESTIMATED COSTS	Prior Year Actuals	FY25 Estimated Actuals	FY26 Budget	FY27 Projections	FY28 Projections	Estimated Future Years	Total
4000 - Staff Costs	\$ -	\$ -	\$ -	\$ -	\$ -	\$ -	\$ -
5000-7000 - Service & Supplies	-	-	-	-	-	-	-
8100 - Real Estate Services	-	-	-	-	-	-	-
8200 - Architect/Engineering Services	-	-	-	270,000	-	-	270,000
8300 - Environmental/Planning Services	-	-	-	52,500	-	-	52,500
8400 - Inspection/Construction Monitoring	-	-	-	97,750	-	-	97,750
8500 - Permitting Fees	-	-	-	-	60,000	-	60,000
8600 - Construction	-	-	-	-	-	453,000	453,000
8700 - Vehicles & Equipment	-	-	-	-	-	-	-
8800 - Structures	-	-	-	-	-	-	-
<b>Grand Total</b>	<b>\$ -</b>	<b>\$ -</b>	<b>\$ -</b>	<b>\$ 420,250</b>	<b>\$ 60,000</b>	<b>\$ 453,000</b>	<b>\$ 933,250</b>

FUNDING SOURCE	Prior Year Actuals	FY25 Estimated Actuals	FY26 Budget	FY27 Projections	FY28 Projections	Estimated Future Years	Total
10 - General Fund Operating	\$ -	\$ -	\$ -	\$ -	\$ -	\$ -	\$ -
20 - Hawthorn Fund	-	-	-	-	-	-	-
30 - Measure AA Capital	-	-	-	-	-	-	-
40 - General Fund Capital	-	-	-	420,250	60,000	453,000	933,250
Grants/Partnerships/Other	-	-	-	-	-	-	-
<b>Grand Total</b>	<b>\$ -</b>	<b>\$ -</b>	<b>\$ -</b>	<b>\$ 420,250</b>	<b>\$ 60,000</b>	<b>\$ 453,000</b>	<b>\$ 933,250</b>

**Program:** Natural Resource Protection and Restoration  
**Project #:** XXXXX  
**Fund:** 10 - General Fund Operating

**Operating Budget Impact:** No  
**Area of Interest:**

### Grassland Bird Habitat Management Plan

#### Project Purpose

Support grassland bird populations and protections through the development of a comprehensive management plan and its integration into existing programs.

#### FY26 Scope

Project not yet started.

#### FY27 Scope

Coordinate with external researchers to expand existing monitoring efforts and develop a management plan.

#### FY28 Scope

Complete the habitat management plan.

SUMMARY OF ESTIMATED COSTS	Prior Year Actuals	FY25 Estimated Actuals	FY26 Budget	FY27 Projections	FY28 Projections	Estimated Future Years	Total
4000 - Staff Costs	\$ -	\$ -	\$ -	\$ -	\$ -	\$ -	\$ -
5000-7000 - Service & Supplies	-	-	-	80,000	20,000	-	100,000
8100 - Real Estate Services	-	-	-	-	-	-	-
8200 - Architect/Engineering Services	-	-	-	-	-	-	-
8300 - Environmental/Planning Services	-	-	-	-	-	-	-
8400 - Inspection/Construction Monitoring	-	-	-	-	-	-	-
8500 - Permitting Fees	-	-	-	-	-	-	-
8600 - Construction	-	-	-	-	-	-	-
8700 - Vehicles & Equipment	-	-	-	-	-	-	-
8800 - Structures	-	-	-	-	-	-	-
<b>Grand Total</b>	<b>\$ -</b>	<b>\$ -</b>	<b>\$ -</b>	<b>\$ 80,000</b>	<b>\$ 20,000</b>	<b>\$ -</b>	<b>\$ 100,000</b>

FUNDING SOURCE	Prior Year Actuals	FY25 Estimated Actuals	FY26 Budget	FY27 Projections	FY28 Projections	Estimated Future Years	Total
10 - General Fund Operating	\$ -	\$ -	\$ -	\$ 80,000	\$ 20,000	\$ -	\$ 100,000
20 - Hawthorn Fund	-	-	-	-	-	-	-
30 - Measure AA Capital	-	-	-	-	-	-	-
40 - General Fund Capital	-	-	-	-	-	-	-
Grants/Partnerships/Other	-	-	-	-	-	-	-
<b>Grand Total</b>	<b>\$ -</b>	<b>\$ -</b>	<b>\$ -</b>	<b>\$ 80,000</b>	<b>\$ 20,000</b>	<b>\$ -</b>	<b>\$ 100,000</b>

**Program:** Natural Resource Protection and Restoration  
**Project #:** XXXXX  
**Fund:** 40 - General Fund Capital

**Operating Budget Impact:** Yes  
**Area of Interest:** Fire Prevention

### Los Gatos Creek Watershed Phase 3 (Fuel Treatment Work)

#### Project Purpose

Implement grant-funded work within the Los Gatos Creek Watershed that furthers the goals of the Wildland Fire Resiliency Program to complete ecologically sensitive vegetation management that reduces fuel loads and lessens wildfire risk (including in areas with extremely high infestation of Sudden Oak Death).

#### FY26 Scope

Project not yet started.

#### FY27 Scope

Scope and identify next set of fuel reduction sites for future grant funding.

#### FY28 Scope

Begin year 1 of treatment, including the removal of high priority invasive species from projects sites. Continue seed procurement for post-treatment.

SUMMARY OF ESTIMATED COSTS	Prior Year Actuals	FY25 Estimated Actuals	FY26 Budget	FY27 Projections	FY28 Projections	Estimated Future Years	Total
4000 - Staff Costs	\$ -	\$ -	\$ -	\$ -	\$ -	\$ -	\$ -
5000-7000 - Service & Supplies	-	-	-	-	-	-	-
8100 - Real Estate Services	-	-	-	-	-	-	-
8200 - Architect/Engineering Services	-	-	-	-	-	-	-
8300 - Environmental/Planning Services	-	-	-	110,000	110,000	-	220,000
8400 - Inspection/Construction Monitoring	-	-	-	-	-	-	-
8500 - Permitting Fees	-	-	-	-	-	-	-
8600 - Construction	-	-	-	115,000	115,000	-	230,000
8700 - Vehicles & Equipment	-	-	-	-	-	-	-
8800 - Structures	-	-	-	-	-	-	-
<b>Grand Total</b>	<b>\$ -</b>	<b>\$ -</b>	<b>\$ -</b>	<b>\$ 225,000</b>	<b>\$ 225,000</b>	<b>\$ -</b>	<b>\$ 450,000</b>

FUNDING SOURCE	Prior Year Actuals	FY25 Estimated Actuals	FY26 Budget	FY27 Projections	FY28 Projections	Estimated Future Years	Total
10 - General Fund Operating	\$ -	\$ -	\$ -	\$ -	\$ -	\$ -	\$ -
20 - Hawthorn Fund	-	-	-	-	-	-	-
30 - Measure AA Capital	-	-	-	-	-	-	-
40 - General Fund Capital	-	-	-	225,000	225,000	-	450,000
Grants/Partnerships/Other	-	-	-	-	-	-	-
<b>Grand Total</b>	<b>\$ -</b>	<b>\$ -</b>	<b>\$ -</b>	<b>\$ 225,000</b>	<b>\$ 225,000</b>	<b>\$ -</b>	<b>\$ 450,000</b>

**Program:** Natural Resource Protection and Restoration  
**Project #:** XXXXX  
**Fund:** 10 - General Fund Operating

**Operating Budget Impact:** No  
**Area of Interest:** Fire Prevention

### Mitigation of Routine Maintenance Projects

**Project Purpose**

Implement required mitigation for impacts related to routine maintenance projects.

**FY26 Scope**

Project not yet started.

**FY27 Scope**

Conduct resource surveys, planning, CEQA compliance, permitting and selection of tree removal contractor.

**FY28 Scope**

Conduct removal and treatment of eucalyptus trees and post-project monitoring and reporting.

SUMMARY OF ESTIMATED COSTS	Prior Year Actuals	FY25 Estimated Actuals	FY26 Budget	FY27 Projections	FY28 Projections	Estimated Future Years	Total
4000 - Staff Costs	\$ -	\$ -	\$ -	\$ -	\$ -	\$ -	\$ -
5000-7000 - Service & Supplies	-	-	-	20,000	20,000	20,000	60,000
8100 - Real Estate Services	-	-	-	-	-	-	-
8200 - Architect/Engineering Services	-	-	-	-	-	-	-
8300 - Environmental/Planning Services	-	-	-	-	-	-	-
8400 - Inspection/Construction Monitoring	-	-	-	-	-	-	-
8500 - Permitting Fees	-	-	-	-	-	-	-
8600 - Construction	-	-	-	-	-	-	-
8700 - Vehicles & Equipment	-	-	-	-	-	-	-
8800 - Structures	-	-	-	-	-	-	-
<b>Grand Total</b>	<b>\$ -</b>	<b>\$ -</b>	<b>\$ -</b>	<b>\$ 20,000</b>	<b>\$ 20,000</b>	<b>\$ 20,000</b>	<b>\$ 60,000</b>

FUNDING SOURCE	Prior Year Actuals	FY25 Estimated Actuals	FY26 Budget	FY27 Projections	FY28 Projections	Estimated Future Years	Total
10 - General Fund Operating	\$ -	\$ -	\$ -	\$ 20,000	\$ 20,000	\$ 20,000	\$ 60,000
20 - Hawthorn Fund	-	-	-	-	-	-	-
30 - Measure AA Capital	-	-	-	-	-	-	-
40 - General Fund Capital	-	-	-	-	-	-	-
Grants/Partnerships/Other	-	-	-	-	-	-	-
<b>Grand Total</b>	<b>\$ -</b>	<b>\$ -</b>	<b>\$ -</b>	<b>\$ 20,000</b>	<b>\$ 20,000</b>	<b>\$ 20,000</b>	<b>\$ 60,000</b>

**Program:** Natural Resource Protection and Restoration  
**Project #:** XXXXX  
**Fund:** 40 - General Fund Capital

**Operating Budget Impact:** No  
**Area of Interest:** Agriculture

### October Farms Perimeter Fence

**Project Purpose**

Replace brush along Lobitos Creek Road with fencing to ensure cattle are contained within active pastures and do not stray onto the road.

**FY26 Scope**

Scope project, complete a Request for Bids, award the contract, and complete the improvements.

**FY27 Scope**

Project completed in prior fiscal year(s).

**FY28 Scope**

Project completed in prior fiscal year(s).

SUMMARY OF ESTIMATED COSTS	Prior Year Actuals	FY25 Estimated Actuals	FY26 Budget	FY27 Projections	FY28 Projections	Estimated Future Years	Total
4000 - Staff Costs	\$ -	\$ -	\$ -	\$ -	\$ -	\$ -	\$ -
5000-7000 - Service & Supplies	-	-	-	-	-	-	-
8100 - Real Estate Services	-	-	1,000	-	-	-	1,000
8200 - Architect/Engineering Services	-	-	-	-	-	-	-
8300 - Environmental/Planning Services	-	-	5,000	-	-	-	5,000
8400 - Inspection/Construction Monitoring	-	-	-	-	-	-	-
8500 - Permitting Fees	-	-	-	-	-	-	-
8600 - Construction	-	-	96,250	-	-	-	96,250
8700 - Vehicles & Equipment	-	-	-	-	-	-	-
8800 - Structures	-	-	-	-	-	-	-
<b>Grand Total</b>	<b>\$ -</b>	<b>\$ -</b>	<b>\$ 102,250</b>	<b>\$ -</b>	<b>\$ -</b>	<b>\$ -</b>	<b>\$ 102,250</b>

FUNDING SOURCE	Prior Year Actuals	FY25 Estimated Actuals	FY26 Budget	FY27 Projections	FY28 Projections	Estimated Future Years	Total
10 - General Fund Operating	\$ -	\$ -	\$ -	\$ -	\$ -	\$ -	\$ -
20 - Hawthorn Fund	-	-	-	-	-	-	-
30 - Measure AA Capital	-	-	-	-	-	-	-
40 - General Fund Capital	-	-	102,250	-	-	-	102,250
Grants/Partnerships/Other	-	-	-	-	-	-	-
<b>Grand Total</b>	<b>\$ -</b>	<b>\$ -</b>	<b>\$ 102,250</b>	<b>\$ -</b>	<b>\$ -</b>	<b>\$ -</b>	<b>\$ 102,250</b>

**Program:** Natural Resource Protection and Restoration  
**Project #:** XXXXX  
**Fund:** 10 - General Fund Operating

**Operating Budget Impact:** No  
**Area of Interest:** Agriculture

### Rangeland Silvopasture

#### Project Purpose

Sparsely plant drought-tolerant trees in rangeland to sequester carbon and provide shade.

#### FY26 Scope

Project not yet started.

#### FY27 Scope

Project not yet started.

#### FY28 Scope

Identify potential locations for planting, select tree species palette, and contract nursery for grow-out.

SUMMARY OF ESTIMATED COSTS	Prior Year Actuals	FY25 Estimated Actuals	FY26 Budget	FY27 Projections	FY28 Projections	Estimated Future Years	Total
4000 - Staff Costs	\$ -	\$ -	\$ -	\$ -	\$ -	\$ -	\$ -
5000-7000 - Service & Supplies	-	-	-	-	65,000	-	65,000
8100 - Real Estate Services	-	-	-	-	-	-	-
8200 - Architect/Engineering Services	-	-	-	-	-	-	-
8300 - Environmental/Planning Services	-	-	-	-	-	-	-
8400 - Inspection/Construction Monitoring	-	-	-	-	-	-	-
8500 - Permitting Fees	-	-	-	-	-	-	-
8600 - Construction	-	-	-	-	-	-	-
8700 - Vehicles & Equipment	-	-	-	-	-	-	-
8800 - Structures	-	-	-	-	-	-	-
<b>Grand Total</b>	<b>\$ -</b>	<b>\$ -</b>	<b>\$ -</b>	<b>\$ -</b>	<b>\$ 65,000</b>	<b>\$ -</b>	<b>\$ 65,000</b>

FUNDING SOURCE	Prior Year Actuals	FY25 Estimated Actuals	FY26 Budget	FY27 Projections	FY28 Projections	Estimated Future Years	Total
10 - General Fund Operating	\$ -	\$ -	\$ -	\$ -	\$ 65,000	\$ -	\$ 65,000
20 - Hawthorn Fund	-	-	-	-	-	-	-
30 - Measure AA Capital	-	-	-	-	-	-	-
40 - General Fund Capital	-	-	-	-	-	-	-
Grants/Partnerships/Other	-	-	-	-	-	-	-
<b>Grand Total</b>	<b>\$ -</b>	<b>\$ -</b>	<b>\$ -</b>	<b>\$ -</b>	<b>\$ 65,000</b>	<b>\$ -</b>	<b>\$ 65,000</b>

**Program:** Natural Resource Protection and Restoration  
**Project #:** XXXXX  
**Fund:** 40 - General Fund Capital

**Operating Budget Impact:** No  
**Area of Interest:**

### Remove Ineffective Pond DR15 in Harrington Grazing Unit

**Project Purpose**

Remove a biological sink in La Honda Creek Preserve (pond dries out and causes tadpole die off) for California red-legged frog.

**FY26 Scope**

Project not yet started.

**FY27 Scope**

Project not yet started.

**FY28 Scope**

Develop and release RFPQ for design, geotech, and hydro study. Begin fieldwork.

SUMMARY OF ESTIMATED COSTS	Prior Year Actuals	FY25 Estimated Actuals	FY26 Budget	FY27 Projections	FY28 Projections	Estimated Future Years	Total
4000 - Staff Costs	\$ -	\$ -	\$ -	\$ -	\$ -	\$ -	\$ -
5000-7000 - Service & Supplies	-	-	-	-	-	-	-
8100 - Real Estate Services	-	-	-	-	-	-	-
8200 - Architect/Engineering Services	-	-	-	-	-	-	-
8300 - Environmental/Planning Services	-	-	-	-	-	-	-
8400 - Inspection/Construction Monitoring	-	-	-	-	-	-	-
8500 - Permitting Fees	-	-	-	-	-	-	-
8600 - Construction	-	-	-	-	150,000	150,000	300,000
8700 - Vehicles & Equipment	-	-	-	-	-	-	-
8800 - Structures	-	-	-	-	-	-	-
<b>Grand Total</b>	<b>\$ -</b>	<b>\$ -</b>	<b>\$ -</b>	<b>\$ -</b>	<b>\$ 150,000</b>	<b>\$ 150,000</b>	<b>\$ 300,000</b>

FUNDING SOURCE	Prior Year Actuals	FY25 Estimated Actuals	FY26 Budget	FY27 Projections	FY28 Projections	Estimated Future Years	Total
10 - General Fund Operating	\$ -	\$ -	\$ -	\$ -	\$ -	\$ -	\$ -
20 - Hawthorn Fund	-	-	-	-	-	-	-
30 - Measure AA Capital	-	-	-	-	-	-	-
40 - General Fund Capital	-	-	-	-	150,000	150,000	300,000
Grants/Partnerships/Other	-	-	-	-	-	-	-
<b>Grand Total</b>	<b>\$ -</b>	<b>\$ -</b>	<b>\$ -</b>	<b>\$ -</b>	<b>\$ 150,000</b>	<b>\$ 150,000</b>	<b>\$ 300,000</b>



**Program:** Natural Resource Protection and Restoration  
**Project #:** XXXXX  
**Fund:** 10 - General Fund Operating

**Operating Budget Impact:** No  
**Area of Interest:**

### Strategic Plan for Adaptation and Resilience to Climate Change

#### Project Purpose

Establish goals and strategies for resilience and adaptation to climate change impacts on natural habitats, open space lands, and local wildlife.

#### FY26 Scope

With consultant facilitator, work with each department to identify and prioritize resilience and adaptation actions, and implementation goals.

#### FY27 Scope

Write the plan document, revise the Climate Change Resource Management Policy to reflect the plan, and bring to the Board of Directors for adoption.

#### FY28 Scope

Project completed in prior fiscal year(s).

SUMMARY OF ESTIMATED COSTS	Prior Year Actuals	FY25 Estimated Actuals	FY26 Budget	FY27 Projections	FY28 Projections	Estimated Future Years	Total
4000 - Staff Costs	\$ -	\$ -	\$ -	\$ -	\$ -	\$ -	\$ -
5000-7000 - Service & Supplies	-	-	30,000	20,000	-	-	50,000
8100 - Real Estate Services	-	-	-	-	-	-	-
8200 - Architect/Engineering Services	-	-	-	-	-	-	-
8300 - Environmental/Planning Services	-	-	-	-	-	-	-
8400 - Inspection/Construction Monitoring	-	-	-	-	-	-	-
8500 - Permitting Fees	-	-	-	-	-	-	-
8600 - Construction	-	-	-	-	-	-	-
8700 - Vehicles & Equipment	-	-	-	-	-	-	-
8800 - Structures	-	-	-	-	-	-	-
<b>Grand Total</b>	<b>\$ -</b>	<b>\$ -</b>	<b>\$ 30,000</b>	<b>\$ 20,000</b>	<b>\$ -</b>	<b>\$ -</b>	<b>\$ 50,000</b>

FUNDING SOURCE	Prior Year Actuals	FY25 Estimated Actuals	FY26 Budget	FY27 Projections	FY28 Projections	Estimated Future Years	Total
10 - General Fund Operating	\$ -	\$ -	\$ 30,000	\$ 20,000	\$ -	\$ -	\$ 50,000
20 - Hawthorn Fund	-	-	-	-	-	-	-
30 - Measure AA Capital	-	-	-	-	-	-	-
40 - General Fund Capital	-	-	-	-	-	-	-
Grants/Partnerships/Other	-	-	-	-	-	-	-
<b>Grand Total</b>	<b>\$ -</b>	<b>\$ -</b>	<b>\$ 30,000</b>	<b>\$ 20,000</b>	<b>\$ -</b>	<b>\$ -</b>	<b>\$ 50,000</b>



## Public Access, Education and Outreach Program

Project #	Project Name	Fiscal Year	FY26	FY27	FY28	3-Year Total
31901	ADA Barrier Removal	FY26/FY27/FY28	\$100,000	\$65,000	\$100,000	\$265,000
31904	Purisima Preserve Multimodal Access - Implementation	FY26	29,350	0	0	29,350
31911	Johnston Ranch Loop Trail and Parking Area	FY27/FY28	0	0*	0*	0
31912	Long Ridge Parking - Feasibility Study	FY26/FY27/FY28	20,000	100,000	105,000	225,000
31913	Visitor Use Management and Carrying Capacity	FY27/FY28	0	25,000	75,000	100,000
35006	Kennedy Trailhead Parking Area Improvement	FY26/FY27/FY28	165,000	150,000	1,438,000	1,753,000
35015	Rancho San Antonio Road and ADA Improvements	FY26/FY27	140,000	3,105,000	0	3,245,000
35030	Fremont Older Parking Area Improvements	FY26/FY27	120,000	1,075,000	0	1,195,000
35031	Guadalupe Creek Crossing Replacement	FY26/FY27	314,000	358,000	0	672,000
35032	Bear Creek Redwoods - Parking Lot Culvert	FY26/FY27/FY28	37,500	100,500	1,611,000	1,749,000
35035	Purisima Creek Trail (Trail and Vehicle Access)	FY26/FY27/FY28	860,000	1,627,000	1,695,000	4,182,000
35047	Bear Creek Road and Summit Road Intersection Trail Crossing	FY27/FY28	0	80,000	105,000	185,000
35048	Picchetti ADA Site Improvements	FY27/FY28	0	155,000	690,000	845,000
35049	Ravenswood Viewing Platforms Rebuild	FY27/FY28	0	60,000	22,500	82,500
61025	FFO Trail Bridge Replacements	FY26	43,500	0	0	43,500
61044	Monte Bello Black Mountain Trail Extension	FY26/FY27/FY28	139,000	101,500	70,000	310,500
61049	El Corte de Madera - Spring Board Trail Culvert and Bridge	FY27/FY28	0	40,000	19,500	59,500
MAA02-005	Pedestrian Gate Access Bay Trail via Rutgers	FY26	35,600	0	0	35,600
MAA03-009	Purisima-to-the-Sea Parking	FY26/FY27/FY28	109,800	1,710,749	4,573,073	6,393,622
MAA03-010	Purisima-to-the-Sea Trail	FY26/FY27/FY28	111,053	522,273	435,000	1,068,326
MAA03-012	Purisima Preserve Comprehensive Use and Management Plan	FY26	89,180	0	0	89,180
MAA03-013	Highway 35 Multi-Use Trail Crossing and Parking Implementation	FY26/FY27/FY28	159,122	1,095,993	1,595,894	2,851,009
MAA05-007	La Honda Creek Phase 2 Trail Connections	FY26	917,782	0	0	917,782
MAA05-012	Paulin Culvert/Bridge Improvements	FY26/FY27	250,685	303,490	0	554,175
MAA05-013	La Honda Parking and Trailhead Access – Phase 2 Implementation	FY27/FY28	0	109,457	749,854	859,311
MAA06-002	Hawthorns Area Plan	FY26/FY27	230,000	170,000	0	400,000
MAA10-002	Meadow Trail Reroute	FY27/FY28	0	107,421	11,000	118,421

MAA11-005	Rancho San Antonio Permanent Carpool Parking Implementation	FY26/FY27/FY28	0*	251,375	1,594,276	1,845,651
MAA11-006	Rancho San Antonio Welcome Center Kiosk	FY26/FY27/FY28	10,000	50,000	25,000	85,000
MAA17-005	Upper Stevens Creek Trail Connection	FY26/FY27/FY28	0*	110,000	100,000	210,000
MAA20-002	Bay Area Ridge Trail: Highway 17 Crossing	FY26/FY27/FY28	1,318,603	2,679,832	14,643,613	18,642,048
MAA20-004	El Sereno Loop Trail	FY26	254,744	0	0	254,744
MAA21-004	Bear Creek Stables	FY26/FY27/FY28	577,430	4,854,866	2,669,000	8,101,296
MAA21-006	Bear Creek Redwoods - Alma College Cultural Landscape Rehabilitation	FY26/FY27	57,332	59,440	0	116,772
MAA21-011	Phase 2 Trail Improvements, Bear Creek Redwoods (NE Trailhead Connection)	FY26/FY27	216,065	542,830	0	758,895
MAA22-004	Beatty Parking Area and Trail Connections	FY26/FY27/FY28	301,536	199,276	92,372	593,184
MAA25-004	Umunhum-to-the-Sea Trail	FY27/FY28	0	0*	75,000	75,000
VP04-003	El Corte de Madera Single-use Biking/Hiking Trail	FY26/FY27/FY28	0*	50,000	25,000	75,000
VP05-002	La Honda Creek Parking and Trailhead Access - Phase 1 Feasibility Study and CEQA Review	FY26/FY27	140,000	22,000	0	162,000
VP07-003	La Honda South Area Parking Feasibility Study	FY26/FY27/FY28	260,000	120,000	100,000	480,000
VP14-001	California Riding and Hiking Trails	FY26	15,000	0	0	15,000
VP21-005	Bear Creek Redwoods North Parking Area	FY26/FY27	982,835	2,248,982	0	3,231,817
VP21-006	Phase 2 Multiuse Trail, Bear Creek Redwoods	FY26/FY27/FY28	215,000	615,000	500,000	1,330,000
XXXXX	Purisima Creek Trailhead Shuttle Program Improvements	FY27/FY28	0	70,000	130,000	200,000
<b>Total</b>			<b>\$8,220,117</b>	<b>\$22,934,984</b>	<b>\$33,250,082</b>	<b>\$64,405,183</b>

\*Staff time only.

## Supporting Projects

Project Name	Project Purpose	Lead Department	Fiscal Year
Cloverdale Interim Public Access	Provide public access to Cloverdale through a three-phased approach that includes community field days, Docent Naturalist-led hikes, and limited permit access.	Visitor Services	FY26
Regional Trails and Active Transportation/Access to Open Space Planning and Coordination	Provide technical and planning support on external regional trail and active transportation planning projects initiated by partners and other public agencies.	Planning	FY26/FY27/FY28
Trail Junction Numbering System	Improve wayfinding on trails by adding unique trail junction numbers.	Planning	FY26/FY27/FY28

**Program:** Public Access, Education and Outreach  
**Project #:** 31901  
**Fund:** 40 - General Fund Capital

**Operating Budget Impact:** Yes  
**Area of Interest:** Diversity

### ADA Barrier Removal

#### Project Purpose

Implement ADA barrier removals as identified and prioritized in the board-approved ADA Transition Plan Update, including tracking and reporting accomplishments.

#### FY26 Scope

Complete Year 7 of barrier removals. The scope of work and budget is subject to change following additional assessment from staff.

#### FY27 Scope

Complete Year 8 of barrier removals. The scope of work and budget is subject to change following additional assessment from staff.

#### FY28 Scope

Complete Year 9 of barrier removals. The scope of work and budget is subject to change following additional assessment from staff.

SUMMARY OF ESTIMATED COSTS	Prior Year Actuals	FY25 Estimated Actuals	FY26 Budget	FY27 Projections	FY28 Projections	Estimated Future Years	Total
4000 - Staff Costs	\$ -	\$ -	\$ -	\$ -	\$ -	\$ -	\$ -
5000-7000 - Service & Supplies	-	-	-	-	-	-	-
8100 - Real Estate Services	-	-	-	-	-	-	-
8200 - Architect/Engineering Services	304,194	105,000	100,000	50,000	50,000	-	609,194
8300 - Environmental/Planning Services	31,205	15,000	-	15,000	-	-	61,205
8400 - Inspection/Construction Monitoring	27,924	95,000	-	-	-	-	122,924
8500 - Permitting Fees	99,128	-	-	-	50,000	-	149,128
8600 - Construction	591,672	1,782,000	-	-	-	-	2,373,672
8700 - Vehicles & Equipment	-	-	-	-	-	-	-
8800 - Structures	-	-	-	-	-	-	-
<b>Grand Total</b>	<b>\$ 1,054,122</b>	<b>\$ 1,997,000</b>	<b>\$ 100,000</b>	<b>\$ 65,000</b>	<b>\$ 100,000</b>	<b>\$ -</b>	<b>\$ 3,316,122</b>

FUNDING SOURCE	Prior Year Actuals	FY25 Estimated Actuals	FY26 Budget	FY27 Projections	FY28 Projections	Estimated Future Years	Total
10 - General Fund Operating	\$ (148,600)	\$ -	\$ -	\$ -	\$ -	\$ -	\$ (148,600)
20 - Hawthorn Fund	-	-	-	-	-	-	-
30 - Measure AA Capital	-	-	-	-	-	-	-
40 - General Fund Capital	1,054,122	1,997,000	100,000	65,000	100,000	-	3,316,122
Grants/Partnerships/Other	148,600	-	-	-	-	-	148,600
<b>Grand Total</b>	<b>\$ 1,054,122</b>	<b>\$ 1,997,000</b>	<b>\$ 100,000</b>	<b>\$ 65,000</b>	<b>\$ 100,000</b>	<b>\$ -</b>	<b>\$ 3,316,122</b>

**Program:** Public Access, Education and Outreach  
**Project #:** 31904  
**Fund:** 10 - General Fund Operating

**Operating Budget Impact:** Yes  
**Area of Interest:** Diversity

### Purisima Preserve Multimodal Access - Implementation

#### Project Purpose

Implement transportation demand management (TDM) strategies at Purisima Creek Redwoods Preserve to reduce parking challenges and encourage multimodal access to the preserve. Includes program development to inform design, implementation and operations of Purisima Creek Redwoods Preserve parking areas.

#### FY26 Scope

Complete development of program scenarios and implementation details for high priority TDMs. Obtain board approval of implementation as part of the Purisima Comprehensive Use and Management Plan. Individual implementation actions stemming from this work would follow as discreet projects in future years.

#### FY27 Scope

Project completed in prior fiscal year(s).

#### FY28 Scope

Project completed in prior fiscal year(s).

SUMMARY OF ESTIMATED COSTS	Prior Year Actuals	FY25 Estimated Actuals	FY26 Budget	FY27 Projections	FY28 Projections	Estimated Future Years	Total
4000 - Staff Costs	\$ -	\$ -	\$ -	\$ -	\$ -	\$ -	\$ -
5000-7000 - Service & Supplies	64,650	52,509	29,350	-	-	-	146,509
8100 - Real Estate Services	-	-	-	-	-	-	-
8200 - Architect/Engineering Services	-	-	-	-	-	-	-
8300 - Environmental/Planning Services	-	-	-	-	-	-	-
8400 - Inspection/Construction Monitoring	-	-	-	-	-	-	-
8500 - Permitting Fees	-	-	-	-	-	-	-
8600 - Construction	-	-	-	-	-	-	-
8700 - Vehicles & Equipment	-	-	-	-	-	-	-
8800 - Structures	-	-	-	-	-	-	-
<b>Grand Total</b>	<b>\$ 64,650</b>	<b>\$ 52,509</b>	<b>\$ 29,350</b>	<b>\$ -</b>	<b>\$ -</b>	<b>\$ -</b>	<b>\$ 146,509</b>

FUNDING SOURCE	Prior Year Actuals	FY25 Estimated Actuals	FY26 Budget	FY27 Projections	FY28 Projections	Estimated Future Years	Total
10 - General Fund Operating	\$ 64,650	\$ 52,509	\$ 29,350	\$ -	\$ -	\$ -	\$ 146,509
20 - Hawthorn Fund	-	-	-	-	-	-	-
30 - Measure AA Capital	-	-	-	-	-	-	-
40 - General Fund Capital	-	-	-	-	-	-	-
Grants/Partnerships/Other	-	-	-	-	-	-	-
<b>Grand Total</b>	<b>\$ 64,650</b>	<b>\$ 52,509</b>	<b>\$ 29,350</b>	<b>\$ -</b>	<b>\$ -</b>	<b>\$ -</b>	<b>\$ 146,509</b>

**Program:** Public Access, Education and Outreach  
**Project #:** 31911  
**Fund:** 40 - General Fund Capital

**Operating Budget Impact:** Yes  
**Area of Interest:** Diversity

### Johnston Ranch Loop Trail and Parking Area

#### Project Purpose

Partner with and assist the City of Half Moon Bay on developing and implementing shared/expanded parking and new trails at Johnston House and Johnston Ranch Uplands properties.

#### FY26 Scope

Project not yet started.

#### FY27 Scope

City of Half Moon Bay-led project. Pending a partnership agreement with the city and the city's schedule, initiate project scoping and coordination. Assist with site assessments.

#### FY28 Scope

City of Half Moon Bay-led project. In coordination with the city and Peninsula Open Space Trust, assist with site assessments, development of conceptual design of existing parking area and trailhead, and public and stakeholder outreach and engagement. Conduct trail scouting.

SUMMARY OF ESTIMATED COSTS	Prior Year Actuals	FY25 Estimated Actuals	FY26 Budget	FY27 Projections	FY28 Projections	Estimated Future Years	Total
4000 - Staff Costs	\$ -	\$ -	\$ -	\$ -	\$ -	\$ -	\$ -
5000-7000 - Service & Supplies	-	-	-	-	-	-	-
8100 - Real Estate Services	-	-	-	-	-	-	-
8200 - Architect/Engineering Services	-	-	-	-	-	30,000	30,000
8300 - Environmental/Planning Services	-	-	-	-	-	60,000	60,000
8400 - Inspection/Construction Monitoring	-	-	-	-	-	20,000	20,000
8500 - Permitting Fees	-	-	-	-	-	20,000	20,000
8600 - Construction	-	-	-	-	-	115,000	115,000
8700 - Vehicles & Equipment	-	-	-	-	-	-	-
8800 - Structures	-	-	-	-	-	-	-
<b>Grand Total</b>	<b>\$ -</b>	<b>\$ -</b>	<b>\$ -</b>	<b>\$ -</b>	<b>\$ -</b>	<b>\$ 245,000</b>	<b>\$ 245,000</b>

FUNDING SOURCE	Prior Year Actuals	FY25 Estimated Actuals	FY26 Budget	FY27 Projections	FY28 Projections	Estimated Future Years	Total
10 - General Fund Operating	\$ -	\$ -	\$ -	\$ -	\$ -	\$ -	\$ -
20 - Hawthorn Fund	-	-	-	-	-	-	-
30 - Measure AA Capital	-	-	-	-	-	-	-
40 - General Fund Capital	-	-	-	-	-	245,000	245,000
Grants/Partnerships/Other	-	-	-	-	-	-	-
<b>Grand Total</b>	<b>\$ -</b>	<b>\$ -</b>	<b>\$ -</b>	<b>\$ -</b>	<b>\$ -</b>	<b>\$ 245,000</b>	<b>\$ 245,000</b>

**Program:** Public Access, Education and Outreach  
**Project #:** 31912  
**Fund:** 10 - General Fund Operating

**Operating Budget Impact:** No  
**Area of Interest:**

### Long Ridge Parking - Feasibility Study

#### Project Purpose

Provide a public access staging area (parking, restroom, trailhead) for Long Ridge Preserve and trails.

#### FY26 Scope

Initiate discussions with Santa Clara County Parks, Caltrans and other stakeholders in scoping potential sites for parking.

#### FY27 Scope

Pending identification and selection of a site, initiate existing conditions phase and feasibility study.

#### FY28 Scope

Continue feasibility study.

SUMMARY OF ESTIMATED COSTS	Prior Year Actuals	FY25 Estimated Actuals	FY26 Budget	FY27 Projections	FY28 Projections	Estimated Future Years	Total
4000 - Staff Costs	\$ -	\$ -	\$ -	\$ -	\$ -	\$ -	\$ -
5000-7000 - Service & Supplies	-	-	20,000	100,000	105,000	-	225,000
8100 - Real Estate Services	-	-	-	-	-	-	-
8200 - Architect/Engineering Services	-	-	-	-	-	-	-
8300 - Environmental/Planning Services	-	-	-	-	-	-	-
8400 - Inspection/Construction Monitoring	-	-	-	-	-	-	-
8500 - Permitting Fees	-	-	-	-	-	-	-
8600 - Construction	-	-	-	-	-	-	-
8700 - Vehicles & Equipment	-	-	-	-	-	-	-
8800 - Structures	-	-	-	-	-	-	-
<b>Grand Total</b>	<b>\$ -</b>	<b>\$ -</b>	<b>\$ 20,000</b>	<b>\$ 100,000</b>	<b>\$ 105,000</b>	<b>\$ -</b>	<b>\$ 225,000</b>

FUNDING SOURCE	Prior Year Actuals	FY25 Estimated Actuals	FY26 Budget	FY27 Projections	FY28 Projections	Estimated Future Years	Total
10 - General Fund Operating	\$ -	\$ -	\$ 20,000	\$ 100,000	\$ 105,000	\$ -	\$ 225,000
20 - Hawthorn Fund	-	-	-	-	-	-	-
30 - Measure AA Capital	-	-	-	-	-	-	-
40 - General Fund Capital	-	-	-	-	-	-	-
Grants/Partnerships/Other	-	-	-	-	-	-	-
<b>Grand Total</b>	<b>\$ -</b>	<b>\$ -</b>	<b>\$ 20,000</b>	<b>\$ 100,000</b>	<b>\$ 105,000</b>	<b>\$ -</b>	<b>\$ 225,000</b>

**Program:** Public Access, Education and Outreach  
**Project #:** 31913  
**Fund:** 10 - General Fund Operating

**Operating Budget Impact:** No  
**Area of Interest:**

### Visitor Use Management and Carrying Capacity

#### Project Purpose

Develop framework for visitor use management to assess visitor use capacity and identify management strategies that protect resources and enhance the visitor experience at one or more Midpen preserves.

#### FY26 Scope

Project not yet started.

#### FY27 Scope

Conduct background research, literature review, and partner agency engagement. Initiate the process to develop visitor use management goals for an area, select indicators, establish thresholds and identify management strategies. Initiate public and stakeholder engagement.

#### FY28 Scope

Continue process to develop and refine visitor use management goals for an area, select indicators, and establish thresholds. Develop and complete visitor use management strategy recommendations. Continue public and stakeholder engagement.

SUMMARY OF ESTIMATED COSTS	Prior Year Actuals	FY25 Estimated Actuals	FY26 Budget	FY27 Projections	FY28 Projections	Estimated Future Years	Total
4000 - Staff Costs	\$ -	\$ -	\$ -	\$ -	\$ -	\$ -	\$ -
5000-7000 - Service & Supplies	-	-	-	25,000	75,000	-	100,000
8100 - Real Estate Services	-	-	-	-	-	-	-
8200 - Architect/Engineering Services	-	-	-	-	-	-	-
8300 - Environmental/Planning Services	-	-	-	-	-	-	-
8400 - Inspection/Construction Monitoring	-	-	-	-	-	-	-
8500 - Permitting Fees	-	-	-	-	-	-	-
8600 - Construction	-	-	-	-	-	-	-
8700 - Vehicles & Equipment	-	-	-	-	-	-	-
8800 - Structures	-	-	-	-	-	-	-
<b>Grand Total</b>	<b>\$ -</b>	<b>\$ -</b>	<b>\$ -</b>	<b>\$ 25,000</b>	<b>\$ 75,000</b>	<b>\$ -</b>	<b>\$ 100,000</b>

FUNDING SOURCE	Prior Year Actuals	FY25 Estimated Actuals	FY26 Budget	FY27 Projections	FY28 Projections	Estimated Future Years	Total
10 - General Fund Operating	\$ -	\$ -	\$ -	\$ 25,000	\$ 75,000	\$ -	\$ 100,000
20 - Hawthorn Fund	-	-	-	-	-	-	-
30 - Measure AA Capital	-	-	-	-	-	-	-
40 - General Fund Capital	-	-	-	-	-	-	-
Grants/Partnerships/Other	-	-	-	-	-	-	-
<b>Grand Total</b>	<b>\$ -</b>	<b>\$ -</b>	<b>\$ -</b>	<b>\$ 25,000</b>	<b>\$ 75,000</b>	<b>\$ -</b>	<b>\$ 100,000</b>



**Program:** Public Access, Education and Outreach  
**Project #:** 35006  
**Fund:** 40 - General Fund Capital

**Operating Budget Impact:** No  
**Area of Interest:** Diversity

### Kennedy Trailhead Parking Area Improvement

#### Project Purpose

Expand and improve Kennedy Trailhead parking area to address community parking and access concerns, address ADA accessibility, and provide trailhead amenities. Plan, design, permit and construct an expanded parking area, vault restroom, bicycle racks and signs.

#### FY26 Scope

Initiate feasibility study with consultant support and initiate stakeholder and public engagement. Upon Board selection of a preferred alternative, initiate design development.

#### FY27 Scope

Complete design development and initiate and complete CEQA. Submit for permits.

#### FY28 Scope

Complete final design and secure permits. Conduct bidding, award contract, and initiate construction.

SUMMARY OF ESTIMATED COSTS	Prior Year Actuals	FY25 Estimated Actuals	FY26 Budget	FY27 Projections	FY28 Projections	Estimated Future Years	Total
4000 - Staff Costs	\$ -	\$ -	\$ -	\$ -	\$ -	\$ -	\$ -
5000-7000 - Service & Supplies	-	-	-	-	-	-	-
8100 - Real Estate Services	-	-	-	-	-	-	-
8200 - Architect/Engineering Services	23,856	-	85,000	50,000	168,000	-	326,856
8300 - Environmental/Planning Services	-	-	80,000	100,000	10,000	10,000	200,000
8400 - Inspection/Construction Monitoring	-	-	-	-	-	-	-
8500 - Permitting Fees	-	-	-	-	10,000	-	10,000
8600 - Construction	-	-	-	-	1,250,000	1,250,000	2,500,000
8700 - Vehicles & Equipment	-	-	-	-	-	-	-
8800 - Structures	-	-	-	-	-	-	-
<b>Grand Total</b>	<b>\$ 23,856</b>	<b>\$ -</b>	<b>\$ 165,000</b>	<b>\$ 150,000</b>	<b>\$ 1,438,000</b>	<b>\$ 1,260,000</b>	<b>\$ 3,036,856</b>

FUNDING SOURCE	Prior Year Actuals	FY25 Estimated Actuals	FY26 Budget	FY27 Projections	FY28 Projections	Estimated Future Years	Total
10 - General Fund Operating	\$ -	\$ -	\$ -	\$ -	\$ -	\$ -	\$ -
20 - Hawthorn Fund	-	-	-	-	-	-	-
30 - Measure AA Capital	-	-	-	-	-	-	-
40 - General Fund Capital	23,856	-	165,000	150,000	1,438,000	1,260,000	3,036,856
Grants/Partnerships/Other	-	-	-	-	-	-	-
<b>Grand Total</b>	<b>\$ 23,856</b>	<b>\$ -</b>	<b>\$ 165,000</b>	<b>\$ 150,000</b>	<b>\$ 1,438,000</b>	<b>\$ 1,260,000</b>	<b>\$ 3,036,856</b>

**Program:** Public Access, Education and Outreach  
**Project #:** 35015  
**Fund:** 40 - General Fund Capital

**Operating Budget Impact:** No  
**Area of Interest:** Diversity

### Rancho San Antonio Road and ADA Improvements

#### Project Purpose

Improve existing service roads. Repair existing asphalt road, replace culverts (as needed), and improve ADA access from the Foothills Field Office to the bridge near Deer Hollow Farm and the lower portion of Mora paved trail.

#### FY26 Scope

Complete CEQA, secure permits, develop bid package.

#### FY27 Scope

Solicit bids, award a construction (repair) contract, and complete repairs to the Deer Hollow Farm retaining wall and main access road. The scope of work and budget is subject to change following additional assessment from staff.

#### FY28 Scope

Project completed in prior fiscal year(s).

SUMMARY OF ESTIMATED COSTS	Prior Year Actuals	FY25 Estimated Actuals	FY26 Budget	FY27 Projections	FY28 Projections	Estimated Future Years	Total
4000 - Staff Costs	\$ -	\$ -	\$ -	\$ -	\$ -	\$ -	\$ -
5000-7000 - Service & Supplies	-	-	-	-	-	-	-
8100 - Real Estate Services	-	-	-	-	-	-	-
8200 - Architect/Engineering Services	43,078	206,000	25,000	20,000	-	-	294,078
8300 - Environmental/Planning Services	-	5,000	20,000	10,000	-	-	35,000
8400 - Inspection/Construction Monitoring	-	-	-	50,000	-	-	50,000
8500 - Permitting Fees	-	70,000	95,000	15,000	-	-	180,000
8600 - Construction	-	-	-	3,010,000	-	-	3,010,000
8700 - Vehicles & Equipment	-	-	-	-	-	-	-
8800 - Structures	-	-	-	-	-	-	-
<b>Grand Total</b>	<b>\$ 43,078</b>	<b>\$ 281,000</b>	<b>\$ 140,000</b>	<b>\$ 3,105,000</b>	<b>\$ -</b>	<b>\$ -</b>	<b>\$ 3,569,078</b>

FUNDING SOURCE	Prior Year Actuals	FY25 Estimated Actuals	FY26 Budget	FY27 Projections	FY28 Projections	Estimated Future Years	Total
10 - General Fund Operating	\$ -	\$ -	\$ -	\$ -	\$ -	\$ -	\$ -
20 - Hawthorn Fund	-	-	-	-	-	-	-
30 - Measure AA Capital	-	-	-	-	-	-	-
40 - General Fund Capital	43,078	281,000	140,000	3,105,000	-	-	3,569,078
Grants/Partnerships/Other	-	-	-	-	-	-	-
<b>Grand Total</b>	<b>\$ 43,078</b>	<b>\$ 281,000</b>	<b>\$ 140,000</b>	<b>\$ 3,105,000</b>	<b>\$ -</b>	<b>\$ -</b>	<b>\$ 3,569,078</b>

**Program:** Public Access, Education and Outreach  
**Project #:** 35030  
**Fund:** 40 - General Fund Capital

**Operating Budget Impact:** No  
**Area of Interest:** Diversity

### Fremont Older Parking Area Improvements

**Project Purpose**

Improve the parking configuration and traffic flow of the existing parking area, enhance ADA parking and improve parking surface.

**FY26 Scope**

Initiate and complete design development, environmental review and secure permits. Prepare bid package to solicit bids.

**FY27 Scope**

Solicit bids, award contract, complete construction.

**FY28 Scope**

Project completed in prior fiscal year(s).

SUMMARY OF ESTIMATED COSTS	Prior Year Actuals	FY25 Estimated Actuals	FY26 Budget	FY27 Projections	FY28 Projections	Estimated Future Years	Total
4000 - Staff Costs	\$ -	\$ -	\$ -	\$ -	\$ -	\$ -	\$ -
5000-7000 - Service & Supplies	-	-	-	-	-	-	-
8100 - Real Estate Services	-	-	-	-	-	-	-
8200 - Architect/Engineering Services	-	-	47,500	75,000	-	-	122,500
8300 - Environmental/Planning Services	-	-	60,000	-	-	-	60,000
8400 - Inspection/Construction Monitoring	-	-	-	-	-	-	-
8500 - Permitting Fees	-	-	12,500	-	-	-	12,500
8600 - Construction	-	-	-	1,000,000	-	-	1,000,000
8700 - Vehicles & Equipment	-	-	-	-	-	-	-
8800 - Structures	-	-	-	-	-	-	-
<b>Grand Total</b>	<b>\$ -</b>	<b>\$ -</b>	<b>\$ 120,000</b>	<b>\$ 1,075,000</b>	<b>\$ -</b>	<b>\$ -</b>	<b>\$ 1,195,000</b>

FUNDING SOURCE	Prior Year Actuals	FY25 Estimated Actuals	FY26 Budget	FY27 Projections	FY28 Projections	Estimated Future Years	Total
10 - General Fund Operating	\$ -	\$ -	\$ -	\$ -	\$ -	\$ -	\$ -
20 - Hawthorn Fund	-	-	-	-	-	-	-
30 - Measure AA Capital	-	-	-	-	-	-	-
40 - General Fund Capital	-	-	120,000	1,075,000	-	-	1,195,000
Grants/Partnerships/Other	-	-	-	-	-	-	-
<b>Grand Total</b>	<b>\$ -</b>	<b>\$ -</b>	<b>\$ 120,000</b>	<b>\$ 1,075,000</b>	<b>\$ -</b>	<b>\$ -</b>	<b>\$ 1,195,000</b>

**Program:** Public Access, Education and Outreach  
**Project #:** 35031  
**Fund:** 40 - General Fund Capital

**Operating Budget Impact:** No  
**Area of Interest:**

### Guadalupe Creek Crossing Replacement

#### Project Purpose

Assess and improve existing creek culvert crossing that is showing signs of failure. Replace existing culvert creek crossing with a bridge crossing.

#### FY26 Scope

Receive regulatory permits, finalize construction documents and submit for local permits. Prepare bid package, solicit bids, award contract and begin construction.

#### FY27 Scope

Complete construction.

#### FY28 Scope

Project completed in prior fiscal year(s).

SUMMARY OF ESTIMATED COSTS	Prior Year Actuals	FY25 Estimated Actuals	FY26 Budget	FY27 Projections	FY28 Projections	Estimated Future Years	Total
4000 - Staff Costs	\$ -	\$ -	\$ -	\$ -	\$ -	\$ -	\$ -
5000-7000 - Service & Supplies	-	-	-	-	-	-	-
8100 - Real Estate Services	-	-	1,000	-	-	-	1,000
8200 - Architect/Engineering Services	45,414	150,000	60,000	-	-	-	255,414
8300 - Environmental/Planning Services	-	21,000	20,000	-	-	-	41,000
8400 - Inspection/Construction Monitoring	-	-	18,000	8,000	-	-	26,000
8500 - Permitting Fees	-	15,000	15,000	-	-	-	30,000
8600 - Construction	-	-	200,000	350,000	-	-	550,000
8700 - Vehicles & Equipment	-	-	-	-	-	-	-
8800 - Structures	-	-	-	-	-	-	-
<b>Grand Total</b>	<b>\$ 45,414</b>	<b>\$ 186,000</b>	<b>\$ 314,000</b>	<b>\$ 358,000</b>	<b>\$ -</b>	<b>\$ -</b>	<b>\$ 903,414</b>

FUNDING SOURCE	Prior Year Actuals	FY25 Estimated Actuals	FY26 Budget	FY27 Projections	FY28 Projections	Estimated Future Years	Total
10 - General Fund Operating	\$ -	\$ -	\$ -	\$ -	\$ -	\$ -	\$ -
20 - Hawthorn Fund	-	-	-	-	-	-	-
30 - Measure AA Capital	-	-	-	-	-	-	-
40 - General Fund Capital	45,414	186,000	314,000	358,000	-	-	903,414
Grants/Partnerships/Other	-	-	-	-	-	-	-
<b>Grand Total</b>	<b>\$ 45,414</b>	<b>\$ 186,000</b>	<b>\$ 314,000</b>	<b>\$ 358,000</b>	<b>\$ -</b>	<b>\$ -</b>	<b>\$ 903,414</b>

**Program:** Public Access, Education and Outreach  
**Project #:** 35032  
**Fund:** 40 - General Fund Capital

**Operating Budget Impact:** No  
**Area of Interest:**

### Bear Creek Redwoods - Parking Lot Culvert

#### Project Purpose

Prior storms have damaged an existing culvert that runs below the Alma parking lot. The existing 60-inch, 500-foot culvert needs to be repaired/replaced to maintain water conveyance and to protect the parking lot.

#### FY26 Scope

Receive regulatory permits, finalize construction documents and submit for local permits.

#### FY27 Scope

Prepare bid package, solicit bids, award contract and begin construction.

#### FY28 Scope

Complete construction.

SUMMARY OF ESTIMATED COSTS	Prior Year Actuals	FY25 Estimated Actuals	FY26 Budget	FY27 Projections	FY28 Projections	Estimated Future Years	Total
4000 - Staff Costs	\$ -	\$ -	\$ -	\$ -	\$ -	\$ -	\$ -
5000-7000 - Service & Supplies	-	-	-	-	-	-	-
8100 - Real Estate Services	-	-	-	-	-	-	-
8200 - Architect/Engineering Services	54,116	86,000	7,500	23,500	46,000	-	217,116
8300 - Environmental/Planning Services	7,237	60,000	10,000	5,000	10,000	-	92,237
8400 - Inspection/Construction Monitoring	-	-	-	5,000	20,000	-	25,000
8500 - Permitting Fees	-	20,000	20,000	10,000	10,000	-	60,000
8600 - Construction	-	-	-	57,000	1,525,000	-	1,582,000
8700 - Vehicles & Equipment	-	-	-	-	-	-	-
8800 - Structures	-	-	-	-	-	-	-
<b>Grand Total</b>	<b>\$ 61,353</b>	<b>\$ 166,000</b>	<b>\$ 37,500</b>	<b>\$ 100,500</b>	<b>\$ 1,611,000</b>	<b>\$ -</b>	<b>\$ 1,976,353</b>

FUNDING SOURCE	Prior Year Actuals	FY25 Estimated Actuals	FY26 Budget	FY27 Projections	FY28 Projections	Estimated Future Years	Total
10 - General Fund Operating	\$ -	\$ -	\$ -	\$ -	\$ -	\$ -	\$ -
20 - Hawthorn Fund	-	-	-	-	-	-	-
30 - Measure AA Capital	-	-	-	-	-	-	-
40 - General Fund Capital	61,353	166,000	37,500	100,500	1,611,000	-	1,976,353
Grants/Partnerships/Other	-	-	-	-	-	-	-
<b>Grand Total</b>	<b>\$ 61,353</b>	<b>\$ 166,000</b>	<b>\$ 37,500</b>	<b>\$ 100,500</b>	<b>\$ 1,611,000</b>	<b>\$ -</b>	<b>\$ 1,976,353</b>

**Program:** Public Access, Education and Outreach  
**Project #:** 35035  
**Fund:** 40 - General Fund Capital

**Operating Budget Impact:** No  
**Area of Interest:**

### Purisima Creek Trail (Trail and Vehicle Access)

#### Project Purpose

Purisima Creek trail is not passable due to a washout from the 2022-23 storms. Assess road for long-term viability as a road, including potential replacement of three bridges. Rebuild washouts and replace bridges for patrol and emergency vehicle access.

#### FY26 Scope

Certify CEQA document for repair work. Finalize bridge scope and construction documents. Secure permits for the bridge repair. Solicit bids, award contract, and begin bridge repair work.

#### FY27 Scope

Complete bridge repair. Secure permits for slide repairs.

#### FY28 Scope

Solicit bids, award contract and complete the slide repairs.

SUMMARY OF ESTIMATED COSTS	Prior Year Actuals	FY25 Estimated Actuals	FY26 Budget	FY27 Projections	FY28 Projections	Estimated Future Years	Total
4000 - Staff Costs	\$ -	\$ -	\$ -	\$ -	\$ -	\$ -	\$ -
5000-7000 - Service & Supplies	-	-	-	-	-	-	-
8100 - Real Estate Services	-	-	-	-	-	-	-
8200 - Architect/Engineering Services	58,498	220,000	220,000	210,000	170,000	-	878,498
8300 - Environmental/Planning Services	7,751	85,000	200,000	52,000	20,000	-	364,751
8400 - Inspection/Construction Monitoring	-	-	110,000	115,000	105,000	-	330,000
8500 - Permitting Fees	-	-	30,000	50,000	-	-	80,000
8600 - Construction	-	-	300,000	1,200,000	1,400,000	-	2,900,000
8700 - Vehicles & Equipment	-	-	-	-	-	-	-
8800 - Structures	-	-	-	-	-	-	-
<b>Grand Total</b>	<b>\$ 66,249</b>	<b>\$ 305,000</b>	<b>\$ 860,000</b>	<b>\$ 1,627,000</b>	<b>\$ 1,695,000</b>	<b>\$ -</b>	<b>\$ 4,553,249</b>

FUNDING SOURCE	Prior Year Actuals	FY25 Estimated Actuals	FY26 Budget	FY27 Projections	FY28 Projections	Estimated Future Years	Total
10 - General Fund Operating	\$ -	\$ -	\$ -	\$ -	\$ -	\$ -	\$ -
20 - Hawthorn Fund	-	-	-	-	-	-	-
30 - Measure AA Capital	-	-	-	-	-	-	-
40 - General Fund Capital	66,249	305,000	860,000	1,627,000	1,695,000	-	4,553,249
Grants/Partnerships/Other	-	-	-	-	-	-	-
<b>Grand Total</b>	<b>\$ 66,249</b>	<b>\$ 305,000</b>	<b>\$ 860,000</b>	<b>\$ 1,627,000</b>	<b>\$ 1,695,000</b>	<b>\$ -</b>	<b>\$ 4,553,249</b>

**Program:** Public Access, Education and Outreach  
**Project #:** 35047  
**Fund:** 40 - General Fund Capital

**Operating Budget Impact:** No  
**Area of Interest:**

### Bear Creek Road and Summit Road Intersection Trail Crossing

**Project Purpose**

Provide safe trail crossing at Bear Creek Road and Summit Road intersection.

**FY26 Scope**

Project not yet started.

**FY27 Scope**

Conduct Bear Creek Road and Summit Road Trail Crossing design development, public outreach, and environmental review.

**FY28 Scope**

Continue design and environmental review. Start permitting.

SUMMARY OF ESTIMATED COSTS	Prior Year Actuals	FY25 Estimated Actuals	FY26 Budget	FY27 Projections	FY28 Projections	Estimated Future Years	Total
4000 - Staff Costs	\$ -	\$ -	\$ -	\$ -	\$ -	\$ -	\$ -
5000-7000 - Service & Supplies	-	-	-	-	-	-	-
8100 - Real Estate Services	-	-	-	-	-	-	-
8200 - Architect/Engineering Services	-	-	-	50,000	50,000	-	100,000
8300 - Environmental/Planning Services	-	-	-	30,000	55,000	-	85,000
8400 - Inspection/Construction Monitoring	-	-	-	-	-	-	-
8500 - Permitting Fees	-	-	-	-	-	-	-
8600 - Construction	-	-	-	-	-	-	-
8700 - Vehicles & Equipment	-	-	-	-	-	-	-
8800 - Structures	-	-	-	-	-	-	-
<b>Grand Total</b>	<b>\$ -</b>	<b>\$ -</b>	<b>\$ -</b>	<b>\$ 80,000</b>	<b>\$ 105,000</b>	<b>\$ -</b>	<b>\$ 185,000</b>

FUNDING SOURCE	Prior Year Actuals	FY25 Estimated Actuals	FY26 Budget	FY27 Projections	FY28 Projections	Estimated Future Years	Total
10 - General Fund Operating	\$ -	\$ -	\$ -	\$ -	\$ -	\$ -	\$ -
20 - Hawthorn Fund	-	-	-	-	-	-	-
30 - Measure AA Capital	-	-	-	-	-	-	-
40 - General Fund Capital	-	-	-	80,000	105,000	-	185,000
Grants/Partnerships/Other	-	-	-	-	-	-	-
<b>Grand Total</b>	<b>\$ -</b>	<b>\$ -</b>	<b>\$ -</b>	<b>\$ 80,000</b>	<b>\$ 105,000</b>	<b>\$ -</b>	<b>\$ 185,000</b>

**Program:** Public Access, Education and Outreach  
**Project #:** 35048  
**Fund:** 40 - General Fund Capital

**Operating Budget Impact:** No  
**Area of Interest:** Diversity

### Picchetti ADA Site Improvements

**Project Purpose**

Carry out Americans with Disabilities Act (ADA) improvements as defined by the ADA Barrier Removal project.

**FY26 Scope**

Project not yet started.

**FY27 Scope**

Evaluate ADA improvements. Prepare plans. Initiate environmental review.

**FY28 Scope**

Complete environmental review. Secure permits. Solicit bids, award contract, and start construction.

SUMMARY OF ESTIMATED COSTS	Prior Year Actuals	FY25 Estimated Actuals	FY26 Budget	FY27 Projections	FY28 Projections	Estimated Future Years	Total
4000 - Staff Costs	\$ -	\$ -	\$ -	\$ -	\$ -	\$ -	\$ -
5000-7000 - Service & Supplies	-	-	-	-	-	-	-
8100 - Real Estate Services	-	-	-	-	-	-	-
8200 - Architect/Engineering Services	-	-	-	95,000	170,000	135,000	400,000
8300 - Environmental/Planning Services	-	-	-	30,000	60,000	30,000	120,000
8400 - Inspection/Construction Monitoring	-	-	-	10,000	25,000	10,000	45,000
8500 - Permitting Fees	-	-	-	20,000	30,000	-	50,000
8600 - Construction	-	-	-	-	405,000	405,000	810,000
8700 - Vehicles & Equipment	-	-	-	-	-	-	-
8800 - Structures	-	-	-	-	-	-	-
<b>Grand Total</b>	<b>\$ -</b>	<b>\$ -</b>	<b>\$ -</b>	<b>\$ 155,000</b>	<b>\$ 690,000</b>	<b>\$ 580,000</b>	<b>\$ 1,425,000</b>

FUNDING SOURCE	Prior Year Actuals	FY25 Estimated Actuals	FY26 Budget	FY27 Projections	FY28 Projections	Estimated Future Years	Total
10 - General Fund Operating	\$ -	\$ -	\$ -	\$ -	\$ -	\$ -	\$ -
20 - Hawthorn Fund	-	-	-	-	-	-	-
30 - Measure AA Capital	-	-	-	-	-	-	-
40 - General Fund Capital	-	-	-	155,000	690,000	580,000	1,425,000
Grants/Partnerships/Other	-	-	-	-	-	-	-
<b>Grand Total</b>	<b>\$ -</b>	<b>\$ -</b>	<b>\$ -</b>	<b>\$ 155,000</b>	<b>\$ 690,000</b>	<b>\$ 580,000</b>	<b>\$ 1,425,000</b>



**Program:** Public Access, Education and Outreach  
**Project #:** 35049  
**Fund:** 40 - General Fund Capital

**Operating Budget Impact:** No  
**Area of Interest:**

### Ravenswood Viewing Platforms Rebuild

**Project Purpose**

Rebuild two viewing platforms and increase interpretive value.

**FY26 Scope**

Project not yet started.

**FY27 Scope**

Begin project design and environmental review.

**FY28 Scope**

Complete design and environmental review, and begin permitting. Prepare bid package.

SUMMARY OF ESTIMATED COSTS	Prior Year Actuals	FY25 Estimated Actuals	FY26 Budget	FY27 Projections	FY28 Projections	Estimated Future Years	Total
4000 - Staff Costs	\$ -	\$ -	\$ -	\$ -	\$ -	\$ -	\$ -
5000-7000 - Service & Supplies	-	-	-	-	-	-	-
8100 - Real Estate Services	-	-	-	-	-	-	-
8200 - Architect/Engineering Services	-	-	-	55,000	-	-	55,000
8300 - Environmental/Planning Services	-	-	-	5,000	10,000	-	15,000
8400 - Inspection/Construction Monitoring	-	-	-	-	10,000	-	10,000
8500 - Permitting Fees	-	-	-	-	2,000	-	2,000
8600 - Construction	-	-	-	-	500	100,000	100,500
8700 - Vehicles & Equipment	-	-	-	-	-	-	-
8800 - Structures	-	-	-	-	-	-	-
<b>Grand Total</b>	<b>\$ -</b>	<b>\$ -</b>	<b>\$ -</b>	<b>\$ 60,000</b>	<b>\$ 22,500</b>	<b>\$ 100,000</b>	<b>\$ 182,500</b>

FUNDING SOURCE	Prior Year Actuals	FY25 Estimated Actuals	FY26 Budget	FY27 Projections	FY28 Projections	Estimated Future Years	Total
10 - General Fund Operating	\$ -	\$ -	\$ -	\$ -	\$ -	\$ -	\$ -
20 - Hawthorn Fund	-	-	-	-	-	-	-
30 - Measure AA Capital	-	-	-	-	-	-	-
40 - General Fund Capital	-	-	-	60,000	22,500	100,000	182,500
Grants/Partnerships/Other	-	-	-	-	-	-	-
<b>Grand Total</b>	<b>\$ -</b>	<b>\$ -</b>	<b>\$ -</b>	<b>\$ 60,000</b>	<b>\$ 22,500</b>	<b>\$ 100,000</b>	<b>\$ 182,500</b>

**Program:** Public Access, Education and Outreach  
**Project #:** 61025  
**Fund:** 40 - General Fund Capital

**Operating Budget Impact:** No  
**Area of Interest:**

### FFO Trail Bridge Replacements

#### Project Purpose

Maintain safe trail use to continue public access within preserves by replacing wooden bridge on Bear Meadow Trail in Picchetti Ranch with a culvert and carryout repairs to bridge on Flume Trail in St. Joseph's Hill.

#### FY26 Scope

Complete bridge replacement on Bear Meadow trail. Close out project.

#### FY27 Scope

Project completed in prior fiscal year(s).

#### FY28 Scope

Project completed in prior fiscal year(s).

SUMMARY OF ESTIMATED COSTS	Prior Year Actuals	FY25 Estimated Actuals	FY26 Budget	FY27 Projections	FY28 Projections	Estimated Future Years	Total
4000 - Staff Costs	\$ -	\$ -	\$ -	\$ -	\$ -	\$ -	\$ -
5000-7000 - Service & Supplies	-	-	-	-	-	-	-
8100 - Real Estate Services	-	-	-	-	-	-	-
8200 - Architect/Engineering Services	17,682	7,500	6,000	-	-	-	31,182
8300 - Environmental/Planning Services	-	-	-	-	-	-	-
8400 - Inspection/Construction Monitoring	-	-	2,500	-	-	-	2,500
8500 - Permitting Fees	-	2,500	-	-	-	-	2,500
8600 - Construction	-	-	35,000	-	-	-	35,000
8700 - Vehicles & Equipment	-	-	-	-	-	-	-
8800 - Structures	-	-	-	-	-	-	-
<b>Grand Total</b>	<b>\$ 17,682</b>	<b>\$ 10,000</b>	<b>\$ 43,500</b>	<b>\$ -</b>	<b>\$ -</b>	<b>\$ -</b>	<b>\$ 71,182</b>

FUNDING SOURCE	Prior Year Actuals	FY25 Estimated Actuals	FY26 Budget	FY27 Projections	FY28 Projections	Estimated Future Years	Total
10 - General Fund Operating	\$ -	\$ -	\$ -	\$ -	\$ -	\$ -	\$ -
20 - Hawthorn Fund	-	-	-	-	-	-	-
30 - Measure AA Capital	-	-	-	-	-	-	-
40 - General Fund Capital	17,682	10,000	43,500	-	-	-	71,182
Grants/Partnerships/Other	-	-	-	-	-	-	-
<b>Grand Total</b>	<b>\$ 17,682</b>	<b>\$ 10,000</b>	<b>\$ 43,500</b>	<b>\$ -</b>	<b>\$ -</b>	<b>\$ -</b>	<b>\$ 71,182</b>

**Program:** Public Access, Education and Outreach  
**Project #:** 61044  
**Fund:** 40 - General Fund Capital

**Operating Budget Impact:** Yes  
**Area of Interest:** Diversity

### Monte Bello Black Mountain Trail Extension

#### Project Purpose

Utilize the existing trail easement through Lehigh Quarry lands to construct a public trail with a more gradual ascent of Black Mountain.

#### FY26 Scope

Prepare conceptual trail alignment and project description and initiate environmental review.

#### FY27 Scope

Obtain board certification of CEQA findings and approval of trail alignment. Finalize the trail design and engineering and submit local and regulatory permit applications.

#### FY28 Scope

Complete regulatory permitting. Initiate trail construction pending other District-wide trail priorities.

SUMMARY OF ESTIMATED COSTS	Prior Year Actuals	FY25 Estimated Actuals	FY26 Budget	FY27 Projections	FY28 Projections	Estimated Future Years	Total
4000 - Staff Costs	\$ -	\$ -	\$ -	\$ -	\$ -	\$ -	\$ -
5000-7000 - Service & Supplies	-	-	-	-	-	-	-
8100 - Real Estate Services	-	-	-	-	-	-	-
8200 - Architect/Engineering Services	-	-	45,000	7,500	-	-	52,500
8300 - Environmental/Planning Services	1,560	25,000	75,000	75,000	-	-	176,560
8400 - Inspection/Construction Monitoring	-	-	-	-	5,000	7,500	12,500
8500 - Permitting Fees	-	-	19,000	19,000	-	5,000	43,000
8600 - Construction	-	-	-	-	65,000	90,000	155,000
8700 - Vehicles & Equipment	-	-	-	-	-	-	-
8800 - Structures	-	-	-	-	-	-	-
<b>Grand Total</b>	<b>\$ 1,560</b>	<b>\$ 25,000</b>	<b>\$ 139,000</b>	<b>\$ 101,500</b>	<b>\$ 70,000</b>	<b>\$ 102,500</b>	<b>\$ 439,560</b>

FUNDING SOURCE	Prior Year Actuals	FY25 Estimated Actuals	FY26 Budget	FY27 Projections	FY28 Projections	Estimated Future Years	Total
10 - General Fund Operating	\$ -	\$ -	\$ -	\$ -	\$ -	\$ -	\$ -
20 - Hawthorn Fund	-	-	-	-	-	-	-
30 - Measure AA Capital	-	-	-	-	-	-	-
40 - General Fund Capital	1,560	25,000	139,000	101,500	70,000	102,500	439,560
Grants/Partnerships/Other	-	-	-	-	-	-	-
<b>Grand Total</b>	<b>\$ 1,560</b>	<b>\$ 25,000</b>	<b>\$ 139,000</b>	<b>\$ 101,500</b>	<b>\$ 70,000</b>	<b>\$ 102,500</b>	<b>\$ 439,560</b>

**Program:** Public Access, Education and Outreach  
**Project #:** 61049  
**Fund:** 40 - General Fund Capital

**Operating Budget Impact:** No  
**Area of Interest:**

### El Corte de Madera - Spring Board Trail Culvert and Bridge

**Project Purpose**

Storm-damaged bridge and four failed culverts require repairs or replacements.

**FY26 Scope**

Deferred to FY27.

**FY27 Scope**

Prepare project scope and any design plans.

**FY28 Scope**

Confirm CEQA coverage and submit for permits.

SUMMARY OF ESTIMATED COSTS	Prior Year Actuals	FY25 Estimated Actuals	FY26 Budget	FY27 Projections	FY28 Projections	Estimated Future Years	Total
4000 - Staff Costs	\$ -	\$ -	\$ -	\$ -	\$ -	\$ -	\$ -
5000-7000 - Service & Supplies	-	-	-	-	-	-	-
8100 - Real Estate Services	-	-	-	-	-	-	-
8200 - Architect/Engineering Services	-	30,000	-	10,000	12,000	-	52,000
8300 - Environmental/Planning Services	-	20,000	-	-	-	-	20,000
8400 - Inspection/Construction Monitoring	-	-	-	-	7,500	-	7,500
8500 - Permitting Fees	-	12,000	-	30,000	-	-	42,000
8600 - Construction	-	-	-	-	-	250,000	250,000
8700 - Vehicles & Equipment	-	-	-	-	-	-	-
8800 - Structures	-	-	-	-	-	-	-
<b>Grand Total</b>	<b>\$ -</b>	<b>\$ 62,000</b>	<b>\$ -</b>	<b>\$ 40,000</b>	<b>\$ 19,500</b>	<b>\$ 250,000</b>	<b>\$ 371,500</b>

FUNDING SOURCE	Prior Year Actuals	FY25 Estimated Actuals	FY26 Budget	FY27 Projections	FY28 Projections	Estimated Future Years	Total
10 - General Fund Operating	\$ -	\$ -	\$ -	\$ -	\$ -	\$ -	\$ -
20 - Hawthorn Fund	-	-	-	-	-	-	-
30 - Measure AA Capital	-	-	-	-	-	-	-
40 - General Fund Capital	-	62,000	-	40,000	19,500	250,000	371,500
Grants/Partnerships/Other	-	-	-	-	-	-	-
<b>Grand Total</b>	<b>\$ -</b>	<b>\$ 62,000</b>	<b>\$ -</b>	<b>\$ 40,000</b>	<b>\$ 19,500</b>	<b>\$ 250,000</b>	<b>\$ 371,500</b>

**Program:** Public Access, Education and Outreach  
**Project #:** MAA02-005  
**Fund:** 30 - Measure AA Capital

**Operating Budget Impact:** Yes  
**Area of Interest:**

### Pedestrian Gate Access Bay Trail via Rutgers

#### Project Purpose

Install new Bay Trail pedestrian gate at Rutgers Street, in partnership with the City of East Palo Alto and with permission from the SFPUC.

#### FY26 Scope

Finalize SFPUC agreement, complete construction and permit closeout, submit for cost-sharing reimbursement from the City of East Palo Alto.

#### FY27 Scope

Project completed in prior fiscal year(s).

#### FY28 Scope

Project completed in prior fiscal year(s).

SUMMARY OF ESTIMATED COSTS	Prior Year Actuals	FY25 Estimated Actuals	FY26 Budget	FY27 Projections	FY28 Projections	Estimated Future Years	Total
4000 - Staff Costs	\$ -	\$ -	\$ 5,600	\$ -	\$ -	\$ -	\$ 5,600
5000-7000 - Service & Supplies	-	-	-	-	-	-	-
8100 - Real Estate Services	-	-	-	-	-	-	-
8200 - Architect/Engineering Services	-	17,000	5,000	-	-	-	22,000
8300 - Environmental/Planning Services	-	-	-	-	-	-	-
8400 - Inspection/Construction Monitoring	-	-	-	-	-	-	-
8500 - Permitting Fees	-	-	-	-	-	-	-
8600 - Construction	-	100,000	25,000	-	-	-	125,000
8700 - Vehicles & Equipment	-	-	-	-	-	-	-
8800 - Structures	-	-	-	-	-	-	-
<b>Grand Total</b>	<b>\$ -</b>	<b>\$ 117,000</b>	<b>\$ 35,600</b>	<b>\$ -</b>	<b>\$ -</b>	<b>\$ -</b>	<b>\$ 152,600</b>

FUNDING SOURCE	Prior Year Actuals	FY25 Estimated Actuals	FY26 Budget	FY27 Projections	FY28 Projections	Estimated Future Years	Total
10 - General Fund Operating	\$ -	\$ -	\$ -	\$ -	\$ -	\$ -	\$ -
20 - Hawthorn Fund	-	-	-	-	-	-	-
30 - Measure AA Capital	-	117,000	35,600	-	-	-	152,600
40 - General Fund Capital	-	-	-	-	-	-	-
Grants/Partnerships/Other	-	-	-	-	-	-	-
<b>Grand Total</b>	<b>\$ -</b>	<b>\$ 117,000</b>	<b>\$ 35,600</b>	<b>\$ -</b>	<b>\$ -</b>	<b>\$ -</b>	<b>\$ 152,600</b>

**Program:** Public Access, Education and Outreach  
**Project #:** MAA03-013  
**Fund:** 30 - Measure AA Capital

**Operating Budget Impact:** Yes  
**Area of Interest:**

### Highway 35 Multi-Use Trail Crossing and Parking Implementation

#### Project Purpose

Construct a new parking area to expand capacity at the existing North Ridge lot and a crossing to connect to a new Bay Area Ridge Trail extension.

#### FY26 Scope

Move conceptual designs to 65-95% construction plans and prepare/submit for permits, contingent on CEQA certification. Seek grant funding or other means of financing the project.

#### FY27 Scope

Obtain local permitting, complete bid process and initiate construction.

#### FY28 Scope

Complete construction.

SUMMARY OF ESTIMATED COSTS	Prior Year Actuals	FY25 Estimated Actuals	FY26 Budget	FY27 Projections	FY28 Projections	Estimated Future Years	Total
4000 - Staff Costs	\$ 125	\$ 1,677	\$ 2,122	\$ 25,993	\$ 18,894	\$ -	\$ 48,811
5000-7000 - Service & Supplies	-	-	-	-	-	-	-
8100 - Real Estate Services	-	-	-	-	-	-	-
8200 - Architect/Engineering Services	42,839	191,000	130,000	27,000	35,000	-	425,839
8300 - Environmental/Planning Services	-	-	-	20,000	-	-	20,000
8400 - Inspection/Construction Monitoring	-	-	15,000	10,000	10,000	-	35,000
8500 - Permitting Fees	-	-	10,000	10,000	-	-	20,000
8600 - Construction	-	-	2,000	1,003,000	1,532,000	-	2,537,000
8700 - Vehicles & Equipment	-	-	-	-	-	-	-
8800 - Structures	-	-	-	-	-	-	-
<b>Grand Total</b>	<b>\$ 42,964</b>	<b>\$ 192,677</b>	<b>\$ 159,122</b>	<b>\$ 1,095,993</b>	<b>\$ 1,595,894</b>	<b>\$ -</b>	<b>\$ 3,086,650</b>

FUNDING SOURCE	Prior Year Actuals	FY25 Estimated Actuals	FY26 Budget	FY27 Projections	FY28 Projections	Estimated Future Years	Total
10 - General Fund Operating	\$ -	\$ -	\$ -	\$ -	\$ -	\$ -	\$ -
20 - Hawthorn Fund	-	-	-	-	-	-	-
30 - Measure AA Capital	42,964	192,677	159,122	1,095,993	95,894	-	1,586,650
40 - General Fund Capital	-	-	-	-	1,500,000	-	1,500,000
Grants/Partnerships/Other	-	-	-	-	-	-	-
<b>Grand Total</b>	<b>\$ 42,964</b>	<b>\$ 192,677</b>	<b>\$ 159,122</b>	<b>\$ 1,095,993</b>	<b>\$ 1,595,894</b>	<b>\$ -</b>	<b>\$ 3,086,650</b>

**Program:** Public Access, Education and Outreach  
**Project #:** MAA03-009  
**Fund:** 30 - Measure AA Capital

**Operating Budget Impact:** No  
**Area of Interest:**

### Purisima-to-the-Sea Parking

#### Project Purpose

Provide a public access staging area and connections to the redwoods trail system and the Coastal Trail. Plan, design, permit and construct new parking area and trailhead amenities.

#### FY26 Scope

Complete design development and prepare construction documents. Prepare and submit local permits, contingent on certification of CEQA.

#### FY27 Scope

Obtain local permits, complete bid process, award of contract to contractor.

#### FY28 Scope

Complete pre-construction surveys and initiate construction.

SUMMARY OF ESTIMATED COSTS	Prior Year Actuals	FY25 Estimated Actuals	FY26 Budget	FY27 Projections	FY28 Projections	Estimated Future Years	Total
4000 - Staff Costs	\$ 1,484	\$ 1,112	\$ 6,800	\$ 12,949	\$ 26,773	\$ -	\$ 49,118
5000-7000 - Service & Supplies	-	-	-	-	-	-	-
8100 - Real Estate Services	-	-	-	-	-	-	-
8200 - Architect/Engineering Services	184,412	52,881	85,000	25,800	25,800	-	373,893
8300 - Environmental/Planning Services	-	-	-	-	-	-	-
8400 - Inspection/Construction Monitoring	-	-	-	60,000	-	-	60,000
8500 - Permitting Fees	-	20,000	18,000	8,000	-	-	46,000
8600 - Construction	-	-	-	1,604,000	4,520,500	-	6,124,500
8700 - Vehicles & Equipment	-	-	-	-	-	-	-
8800 - Structures	-	-	-	-	-	-	-
<b>Grand Total</b>	<b>\$ 185,896</b>	<b>\$ 73,993</b>	<b>\$ 109,800</b>	<b>\$ 1,710,749</b>	<b>\$ 4,573,073</b>	<b>\$ -</b>	<b>\$ 6,653,511</b>

FUNDING SOURCE	Prior Year Actuals	FY25 Estimated Actuals	FY26 Budget	FY27 Projections	FY28 Projections	Estimated Future Years	Total
10 - General Fund Operating	\$ -	\$ -	\$ -	\$ -	\$ -	\$ -	\$ -
20 - Hawthorn Fund	-	-	-	-	-	-	-
30 - Measure AA Capital	185,896	73,993	109,800	1,710,749	73,073	-	2,153,511
40 - General Fund Capital	-	-	-	-	4,500,000	-	4,500,000
Grants/Partnerships/Other	-	-	-	-	-	-	-
<b>Grand Total</b>	<b>\$ 185,896</b>	<b>\$ 73,993</b>	<b>\$ 109,800</b>	<b>\$ 1,710,749</b>	<b>\$ 4,573,073</b>	<b>\$ -</b>	<b>\$ 6,653,511</b>

**Program:** Public Access, Education and Outreach  
**Project #:** MAA03-010  
**Fund:** 30 - Measure AA Capital

**Operating Budget Impact:** Yes  
**Area of Interest:**

### Purisima-to-the-Sea Trail

**Project Purpose**

Connect the existing Purisima Creek Redwoods trail system to the Pacific Ocean by completing the multi-use Purisima-to-the-Sea Trail.

**FY26 Scope**

Secure permits.

**FY27 Scope**

Initiate construction.

**FY28 Scope**

Continue trail construction.

SUMMARY OF ESTIMATED COSTS	Prior Year Actuals	FY25 Estimated Actuals	FY26 Budget	FY27 Projections	FY28 Projections	Estimated Future Years	Total
4000 - Staff Costs	\$ -	\$ -	\$ -	\$ -	\$ -	\$ -	\$ -
5000-7000 - Service & Supplies	5,765	7,357	21,053	132,273	-	-	166,448
8100 - Real Estate Services	-	-	-	-	-	-	-
8200 - Architect/Engineering Services	10,996	40,000	20,000	-	-	-	70,996
8300 - Environmental/Planning Services	17,070	15,000	25,000	-	-	-	57,070
8400 - Inspection/Construction Monitoring	-	-	-	45,000	45,000	45,000	135,000
8500 - Permitting Fees	-	-	45,000	10,000	-	-	55,000
8600 - Construction	-	-	-	335,000	390,000	185,000	910,000
8700 - Vehicles & Equipment	-	-	-	-	-	-	-
8800 - Structures	-	-	-	-	-	-	-
<b>Grand Total</b>	<b>\$ 33,831</b>	<b>\$ 62,357</b>	<b>\$ 111,053</b>	<b>\$ 522,273</b>	<b>\$ 435,000</b>	<b>\$ 230,000</b>	<b>\$ 1,394,514</b>

FUNDING SOURCE	Prior Year Actuals	FY25 Estimated Actuals	FY26 Budget	FY27 Projections	FY28 Projections	Estimated Future Years	Total
10 - General Fund Operating	\$ -	\$ -	\$ -	\$ -	\$ -	\$ -	\$ -
20 - Hawthorn Fund	-	-	-	-	-	-	-
30 - Measure AA Capital	33,831	62,357	111,053	522,273	160,000	-	889,514
40 - General Fund Capital	-	-	-	-	275,000	230,000	505,000
Grants/Partnerships/Other	-	-	-	-	-	-	-
<b>Grand Total</b>	<b>\$ 33,831</b>	<b>\$ 62,357</b>	<b>\$ 111,053</b>	<b>\$ 522,273</b>	<b>\$ 435,000</b>	<b>\$ 230,000</b>	<b>\$ 1,394,514</b>



**Program:** Public Access, Education and Outreach  
**Project #:** MAA03-012  
**Fund:** 30 - Measure AA Capital

**Operating Budget Impact:** Yes  
**Area of Interest:**

### Purisima Preserve Comprehensive Use and Management Plan

#### Project Purpose

Develop comprehensive plan for new public access improvements and resource and land management activities. Includes the Purisima-to-the-Sea Trail and Parking Area, Highway 35 Trail Crossing and Parking Expansion, Purisima Multimodal Access. This plan would serve as the basis to conduct environmental (CEQA) review and initiate the permitting process.

#### FY26 Scope

Complete comprehensive use and management plan and CEQA review. Seek Board approval and CEQA certification. Note: implementation of individual projects identified in the plan are listed separately as discreet projects in this and subsequent fiscal years.

#### FY27 Scope

Project completed in prior fiscal year(s).

#### FY28 Scope

Project completed in prior fiscal year(s).

SUMMARY OF ESTIMATED COSTS	Prior Year Actuals	FY25 Estimated Actuals	FY26 Budget	FY27 Projections	FY28 Projections	Estimated Future Years	Total
4000 - Staff Costs	\$ -	\$ -	\$ -	\$ -	\$ -	\$ -	\$ -
5000-7000 - Service & Supplies	-	-	-	-	-	-	-
8100 - Real Estate Services	-	-	-	-	-	-	-
8200 - Architect/Engineering Services	-	-	-	-	-	-	-
8300 - Environmental/Planning Services	27,462	46,859	89,180	-	-	-	163,501
8400 - Inspection/Construction Monitoring	-	-	-	-	-	-	-
8500 - Permitting Fees	-	-	-	-	-	-	-
8600 - Construction	-	-	-	-	-	-	-
8700 - Vehicles & Equipment	-	-	-	-	-	-	-
8800 - Structures	-	-	-	-	-	-	-
<b>Grand Total</b>	<b>\$ 27,462</b>	<b>\$ 46,859</b>	<b>\$ 89,180</b>	<b>\$ -</b>	<b>\$ -</b>	<b>\$ -</b>	<b>\$ 163,501</b>

FUNDING SOURCE	Prior Year Actuals	FY25 Estimated Actuals	FY26 Budget	FY27 Projections	FY28 Projections	Estimated Future Years	Total
10 - General Fund Operating	\$ -	\$ -	\$ -	\$ -	\$ -	\$ -	\$ -
20 - Hawthorn Fund	-	-	-	-	-	-	-
30 - Measure AA Capital	27,462	46,859	89,180	-	-	-	163,501
40 - General Fund Capital	-	-	-	-	-	-	-
Grants/Partnerships/Other	-	-	-	-	-	-	-
<b>Grand Total</b>	<b>\$ 27,462</b>	<b>\$ 46,859</b>	<b>\$ 89,180</b>	<b>\$ -</b>	<b>\$ -</b>	<b>\$ -</b>	<b>\$ 163,501</b>

**Program:** Public Access, Education and Outreach  
**Project #:** MAA05-013  
**Fund:** 30 - Measure AA Capital

**Operating Budget Impact:** Yes  
**Area of Interest:** Diversity

### La Honda Parking and Trailhead Access – Phase 2 Implementation

#### Project Purpose

Provide access to the central area of the La Honda Creek Preserve. Design, permit, bid and construct parking area(s) as determined through the La Honda Parking and Trailhead Access Feasibility Study.

#### FY26 Scope

Project not yet started.

#### FY27 Scope

Pending completion of CEQA review and board approval of the project elements, solicit proposals to hire a design consultant to begin design development of the new public access improvements.

#### FY28 Scope

Develop design and start permitting process.

SUMMARY OF ESTIMATED COSTS	Prior Year Actuals	FY25 Estimated Actuals	FY26 Budget	FY27 Projections	FY28 Projections	Estimated Future Years	Total
4000 - Staff Costs	\$ -	\$ -	\$ -	\$ 14,457	\$ 19,854	\$ -	\$ 34,311
5000-7000 - Service & Supplies	-	-	-	-	-	-	-
8100 - Real Estate Services	-	-	-	-	-	-	-
8200 - Architect/Engineering Services	-	-	-	30,000	460,000	-	490,000
8300 - Environmental/Planning Services	-	-	-	60,000	100,000	-	160,000
8400 - Inspection/Construction Monitoring	-	-	-	5,000	100,000	-	105,000
8500 - Permitting Fees	-	-	-	-	70,000	-	70,000
8600 - Construction	-	-	-	-	-	2,756,000	2,756,000
8700 - Vehicles & Equipment	-	-	-	-	-	-	-
8800 - Structures	-	-	-	-	-	-	-
<b>Grand Total</b>	<b>\$ -</b>	<b>\$ -</b>	<b>\$ -</b>	<b>\$ 109,457</b>	<b>\$ 749,854</b>	<b>\$ 2,756,000</b>	<b>\$ 3,615,311</b>

FUNDING SOURCE	Prior Year Actuals	FY25 Estimated Actuals	FY26 Budget	FY27 Projections	FY28 Projections	Estimated Future Years	Total
10 - General Fund Operating	\$ -	\$ -	\$ -	\$ -	\$ -	\$ -	\$ -
20 - Hawthorn Fund	-	-	-	-	-	-	-
30 - Measure AA Capital	-	-	-	109,457	749,854	2,601,000	3,460,311
40 - General Fund Capital	-	-	-	-	-	155,000	155,000
Grants/Partnerships/Other	-	-	-	-	-	-	-
<b>Grand Total</b>	<b>\$ -</b>	<b>\$ -</b>	<b>\$ -</b>	<b>\$ 109,457</b>	<b>\$ 749,854</b>	<b>\$ 2,756,000</b>	<b>\$ 3,615,311</b>

**Program:** Public Access, Education and Outreach  
**Project #:** MAA05-007  
**Fund:** 30 - Measure AA Capital

**Operating Budget Impact:** Yes  
**Area of Interest:** Diversity

### La Honda Creek Phase 2 Trail Connections

**Project Purpose**

Implement master plan Phase 2 trails to connect visitors from the Harrington Creek Trail to the central and northern areas of La Honda Creek Preserve.

**FY26 Scope**

Complete construction.

**FY27 Scope**

Project completed in prior fiscal year(s).

**FY28 Scope**

Project completed in prior fiscal year(s).

SUMMARY OF ESTIMATED COSTS	Prior Year Actuals	FY25 Estimated Actuals	FY26 Budget	FY27 Projections	FY28 Projections	Estimated Future Years	Total
4000 - Staff Costs	\$ -	\$ -	\$ -	\$ -	\$ -	\$ -	\$ -
5000-7000 - Service & Supplies	119,034	142,921	212,782	-	-	-	474,737
8100 - Real Estate Services	-	-	-	-	-	-	-
8200 - Architect/Engineering Services	31,045	15,000	15,000	-	-	-	61,045
8300 - Environmental/Planning Services	68,698	-	-	-	-	-	68,698
8400 - Inspection/Construction Monitoring	8,166	15,000	15,000	-	-	-	38,166
8500 - Permitting Fees	14,067	10,000	-	-	-	-	24,067
8600 - Construction	79,600	90,000	675,000	-	-	-	844,600
8700 - Vehicles & Equipment	-	-	-	-	-	-	-
8800 - Structures	-	-	-	-	-	-	-
<b>Grand Total</b>	<b>\$ 320,609</b>	<b>\$ 272,921</b>	<b>\$ 917,782</b>	<b>\$ -</b>	<b>\$ -</b>	<b>\$ -</b>	<b>\$ 1,511,312</b>

FUNDING SOURCE	Prior Year Actuals	FY25 Estimated Actuals	FY26 Budget	FY27 Projections	FY28 Projections	Estimated Future Years	Total
10 - General Fund Operating	\$ -	\$ -	\$ -	\$ -	\$ -	\$ -	\$ -
20 - Hawthorn Fund	-	-	-	-	-	-	-
30 - Measure AA Capital	320,609	272,921	917,782	-	-	-	1,511,312
40 - General Fund Capital	-	-	-	-	-	-	-
Grants/Partnerships/Other	-	-	-	-	-	-	-
<b>Grand Total</b>	<b>\$ 320,609</b>	<b>\$ 272,921</b>	<b>\$ 917,782</b>	<b>\$ -</b>	<b>\$ -</b>	<b>\$ -</b>	<b>\$ 1,511,312</b>

**Program:** Public Access, Education and Outreach  
**Project #:** MAA05-012  
**Fund:** 30 - Measure AA Capital

**Operating Budget Impact:** No  
**Area of Interest:**

### Paulin Culvert/Bridge Improvements

#### Project Purpose

Assess the existing culvert/bridge crossing of La Honda Creek on the main patrol access road from Skyline Boulevard into La Honda Creek Preserve to determine whether the culvert and failing retaining walls should be replaced or repaired for maintenance, patrol, and emergency access. Implement assessment recommendations. Remove remains of dilapidated rail car bridge crossing north of redwood cabin site.

#### FY26 Scope

Finalize construction documents. Secure required permits. Prepare bid package, solicit bids, award contract and begin construction.

#### FY27 Scope

Complete construction.

#### FY28 Scope

Project completed in prior fiscal year(s).

SUMMARY OF ESTIMATED COSTS	Prior Year Actuals	FY25 Estimated Actuals	FY26 Budget	FY27 Projections	FY28 Projections	Estimated Future Years	Total
4000 - Staff Costs	\$ 14,508	\$ 9,651	\$ 10,185	\$ 10,490	\$ -	\$ -	\$ 44,834
5000-7000 - Service & Supplies	-	-	-	-	-	-	-
8100 - Real Estate Services	-	-	-	-	-	-	-
8200 - Architect/Engineering Services	69,319	43,500	10,000	10,000	-	-	132,819
8300 - Environmental/Planning Services	19,489	22,000	3,000	-	-	-	44,489
8400 - Inspection/Construction Monitoring	-	-	8,000	12,000	-	-	20,000
8500 - Permitting Fees	-	8,000	18,000	11,000	-	-	37,000
8600 - Construction	-	-	201,500	260,000	-	-	461,500
8700 - Vehicles & Equipment	-	-	-	-	-	-	-
8800 - Structures	-	-	-	-	-	-	-
<b>Grand Total</b>	<b>\$ 103,316</b>	<b>\$ 83,151</b>	<b>\$ 250,685</b>	<b>\$ 303,490</b>	<b>\$ -</b>	<b>\$ -</b>	<b>\$ 740,642</b>

FUNDING SOURCE	Prior Year Actuals	FY25 Estimated Actuals	FY26 Budget	FY27 Projections	FY28 Projections	Estimated Future Years	Total
10 - General Fund Operating	\$ -	\$ -	\$ -	\$ -	\$ -	\$ -	\$ -
20 - Hawthorn Fund	-	-	-	-	-	-	-
30 - Measure AA Capital	103,316	83,151	250,685	303,490	-	-	740,642
40 - General Fund Capital	-	-	-	-	-	-	-
Grants/Partnerships/Other	-	-	-	-	-	-	-
<b>Grand Total</b>	<b>\$ 103,316</b>	<b>\$ 83,151</b>	<b>\$ 250,685</b>	<b>\$ 303,490</b>	<b>\$ -</b>	<b>\$ -</b>	<b>\$ 740,642</b>

**Program:** Public Access, Education and Outreach  
**Project #:** MAA06-002  
**Fund:** 30 - Measure AA Capital

**Operating Budget Impact:** Yes  
**Area of Interest:** Diversity

### Hawthorns Area Plan

#### Project Purpose

Open the closed Hawthorns area of Windy Hill Open Space Preserve to the public. Develop a plan to guide ecologically sensitive public access improvements and future natural resource and land management activities through five phases: (1) establish vision and goals; (2) develop programming alternatives; (3) refine the alternatives, conduct feasibility studies, and prepare a comprehensive use and management plan; (4) conduct environmental review; and (5) obtain project approval.

#### FY26 Scope

Pending board approval of the Hawthorns Area Plan as the CEQA project description, advance parking and trail concept design to 35% and initiate environmental review of the Hawthorns Area Plan.

#### FY27 Scope

Complete environmental review and obtain board approval of the Hawthorns Area Plan.

#### FY28 Scope

Project completed in prior fiscal year(s).

SUMMARY OF ESTIMATED COSTS	Prior Year Actuals	FY25 Estimated Actuals	FY26 Budget	FY27 Projections	FY28 Projections	Estimated Future Years	Total
4000 - Staff Costs	\$ -	\$ 2,661	\$ -	\$ -	\$ -	\$ -	\$ 2,661
5000-7000 - Service & Supplies	-	-	-	-	-	-	-
8100 - Real Estate Services	-	-	-	-	-	-	-
8200 - Architect/Engineering Services	160,207	106,000	175,000	-	-	-	441,207
8300 - Environmental/Planning Services	257,765	20,000	55,000	165,000	-	-	497,765
8400 - Inspection/Construction Monitoring	-	-	-	-	-	-	-
8500 - Permitting Fees	-	-	-	5,000	-	-	5,000
8600 - Construction	-	-	-	-	-	-	-
8700 - Vehicles & Equipment	-	-	-	-	-	-	-
8800 - Structures	-	-	-	-	-	-	-
<b>Grand Total</b>	<b>\$ 417,972</b>	<b>\$ 128,661</b>	<b>\$ 230,000</b>	<b>\$ 170,000</b>	<b>\$ -</b>	<b>\$ -</b>	<b>\$ 946,633</b>

FUNDING SOURCE	Prior Year Actuals	FY25 Estimated Actuals	FY26 Budget	FY27 Projections	FY28 Projections	Estimated Future Years	Total
10 - General Fund Operating	\$ -	\$ -	\$ -	\$ -	\$ -	\$ -	\$ -
20 - Hawthorn Fund	-	-	-	-	-	-	-
30 - Measure AA Capital	417,972	128,661	230,000	170,000	-	-	946,633
40 - General Fund Capital	-	-	-	-	-	-	-
Grants/Partnerships/Other	-	-	-	-	-	-	-
<b>Grand Total</b>	<b>\$ 417,972</b>	<b>\$ 128,661</b>	<b>\$ 230,000</b>	<b>\$ 170,000</b>	<b>\$ -</b>	<b>\$ -</b>	<b>\$ 946,633</b>

**Program:** Public Access, Education and Outreach  
**Project #:** MAA10-002  
**Fund:** 30 - Measure AA Capital

**Operating Budget Impact:** No  
**Area of Interest:**

### Meadow Trail Reroute

**Project Purpose**

Reroute trail to improve public access and resolve a high priority sediment site.

**FY26 Scope**

Project not yet started.

**FY27 Scope**

Permit through the Open Space Maintenance and Restoration Program and begin construction.

**FY28 Scope**

Complete trail construction.

SUMMARY OF ESTIMATED COSTS	Prior Year Actuals	FY25 Estimated Actuals	FY26 Budget	FY27 Projections	FY28 Projections	Estimated Future Years	Total
4000 - Staff Costs	\$ -	\$ -	\$ -	\$ 72,421	\$ -	\$ -	\$ 72,421
5000-7000 - Service & Supplies	-	-	-	-	-	-	-
8100 - Real Estate Services	-	-	-	-	-	-	-
8200 - Architect/Engineering Services	-	-	-	-	-	-	-
8300 - Environmental/Planning Services	-	-	-	-	-	-	-
8400 - Inspection/Construction Monitoring	-	-	-	-	-	-	-
8500 - Permitting Fees	-	-	-	-	-	-	-
8600 - Construction	-	-	-	35,000	11,000	-	46,000
8700 - Vehicles & Equipment	-	-	-	-	-	-	-
8800 - Structures	-	-	-	-	-	-	-
<b>Grand Total</b>	<b>\$ -</b>	<b>\$ -</b>	<b>\$ -</b>	<b>\$ 107,421</b>	<b>\$ 11,000</b>	<b>\$ -</b>	<b>\$ 118,421</b>

FUNDING SOURCE	Prior Year Actuals	FY25 Estimated Actuals	FY26 Budget	FY27 Projections	FY28 Projections	Estimated Future Years	Total
10 - General Fund Operating	\$ -	\$ -	\$ -	\$ -	\$ -	\$ -	\$ -
20 - Hawthorn Fund	-	-	-	-	-	-	-
30 - Measure AA Capital	-	-	-	107,421	11,000	-	118,421
40 - General Fund Capital	-	-	-	-	-	-	-
Grants/Partnerships/Other	-	-	-	-	-	-	-
<b>Grand Total</b>	<b>\$ -</b>	<b>\$ -</b>	<b>\$ -</b>	<b>\$ 107,421</b>	<b>\$ 11,000</b>	<b>\$ -</b>	<b>\$ 118,421</b>

**Program:** Public Access, Education and Outreach  
**Project #:** MAA11-005  
**Fund:** 30 - Measure AA Capital

**Operating Budget Impact:** Yes  
**Area of Interest:** Diversity

### Rancho San Antonio Permanent Carpool Parking Implementation

**Project Purpose**

Address parking congestion at Rancho San Antonio and implement board-approved priority.

**FY26 Scope**

Continue design and coordination with County. No budget needed in FY26, staff time only.

**FY27 Scope**

Initiate and complete environmental review. Continue coordination with the county. Complete design and initiate permitting.

**FY28 Scope**

Finalize permits. Bid and award and complete construction.

SUMMARY OF ESTIMATED COSTS	Prior Year Actuals	FY25 Estimated Actuals	FY26 Budget	FY27 Projections	FY28 Projections	Estimated Future Years	Total
4000 - Staff Costs	\$ -	\$ 11,086	\$ -	\$ 16,375	\$ 19,276	\$ -	\$ 46,737
5000-7000 - Service & Supplies	-	-	-	-	-	-	-
8100 - Real Estate Services	-	-	-	-	-	-	-
8200 - Architect/Engineering Services	-	17,000	-	100,000	50,000	-	167,000
8300 - Environmental/Planning Services	-	20,000	-	120,000	25,000	-	165,000
8400 - Inspection/Construction Monitoring	-	-	-	-	-	-	-
8500 - Permitting Fees	-	-	-	15,000	-	-	15,000
8600 - Construction	-	-	-	-	1,500,000	-	1,500,000
8700 - Vehicles & Equipment	-	-	-	-	-	-	-
8800 - Structures	-	-	-	-	-	-	-
<b>Grand Total</b>	<b>\$ -</b>	<b>\$ 48,086</b>	<b>\$ -</b>	<b>\$ 251,375</b>	<b>\$ 1,594,276</b>	<b>\$ -</b>	<b>\$ 1,893,737</b>

FUNDING SOURCE	Prior Year Actuals	FY25 Estimated Actuals	FY26 Budget	FY27 Projections	FY28 Projections	Estimated Future Years	Total
10 - General Fund Operating	\$ -	\$ -	\$ -	\$ -	\$ -	\$ -	\$ -
20 - Hawthorn Fund	-	-	-	-	-	-	-
30 - Measure AA Capital	-	48,086	-	251,375	1,594,276	-	1,893,737
40 - General Fund Capital	-	-	-	-	-	-	-
Grants/Partnerships/Other	-	-	-	-	-	-	-
<b>Grand Total</b>	<b>\$ -</b>	<b>\$ 48,086</b>	<b>\$ -</b>	<b>\$ 251,375</b>	<b>\$ 1,594,276</b>	<b>\$ -</b>	<b>\$ 1,893,737</b>

**Program:** Public Access, Education and Outreach  
**Project #:** MAA11-006  
**Fund:** 30 - Measure AA Capital

**Operating Budget Impact:** Yes  
**Area of Interest:** Diversity

### Rancho San Antonio Welcome Center Kiosk

**Project Purpose**

Add welcome kiosk to Rancho San Antonio to educate public on other Midpen preserves.

**FY26 Scope**

Engage with Santa Clara County Parks, City of Mountain View and other stakeholders. Explore preliminary site locations.

**FY27 Scope**

Pending identification of feasible site location(s), hire consultant to initiate site planning.

**FY28 Scope**

Continue site planning.

SUMMARY OF ESTIMATED COSTS	Prior Year Actuals	FY25 Estimated Actuals	FY26 Budget	FY27 Projections	FY28 Projections	Estimated Future Years	Total
4000 - Staff Costs	\$ -	\$ -	\$ -	\$ -	\$ -	\$ -	\$ -
5000-7000 - Service & Supplies	-	-	-	-	-	-	-
8100 - Real Estate Services	-	-	-	-	-	-	-
8200 - Architect/Engineering Services	-	-	-	-	-	-	-
8300 - Environmental/Planning Services	-	-	10,000	50,000	25,000	-	85,000
8400 - Inspection/Construction Monitoring	-	-	-	-	-	-	-
8500 - Permitting Fees	-	-	-	-	-	-	-
8600 - Construction	-	-	-	-	-	-	-
8700 - Vehicles & Equipment	-	-	-	-	-	-	-
8800 - Structures	-	-	-	-	-	-	-
<b>Grand Total</b>	<b>\$ -</b>	<b>\$ -</b>	<b>\$ 10,000</b>	<b>\$ 50,000</b>	<b>\$ 25,000</b>	<b>\$ -</b>	<b>\$ 85,000</b>

FUNDING SOURCE	Prior Year Actuals	FY25 Estimated Actuals	FY26 Budget	FY27 Projections	FY28 Projections	Estimated Future Years	Total
10 - General Fund Operating	\$ -	\$ -	\$ -	\$ -	\$ -	\$ -	\$ -
20 - Hawthorn Fund	-	-	-	-	-	-	-
30 - Measure AA Capital	-	-	10,000	50,000	25,000	-	85,000
40 - General Fund Capital	-	-	-	-	-	-	-
Grants/Partnerships/Other	-	-	-	-	-	-	-
<b>Grand Total</b>	<b>\$ -</b>	<b>\$ -</b>	<b>\$ 10,000</b>	<b>\$ 50,000</b>	<b>\$ 25,000</b>	<b>\$ -</b>	<b>\$ 85,000</b>



**Program:** Public Access, Education and Outreach  
**Project #:** MAA17-005  
**Fund:** 30 - Measure AA Capital

**Operating Budget Impact:** Yes  
**Area of Interest:** Diversity

### Upper Stevens Creek Trail Connection

#### Project Purpose

Partner with Santa Clara County Parks to design and construct a new parking area, pedestrian crossing(s), and multi-use trail connecting Picchetti Ranch and Monte Bello preserves with Upper Stevens Creek County Park, fulfilling legal commitment in conservation easement agreement.

#### FY26 Scope

Develop partnership agreement with Santa Clara County Parks for planning, design, and environmental review. Complete technical and feasibility studies. Initiate design and environmental review. Santa Clara County Parks will be paying for the FY26 scope of work directly.

#### FY27 Scope

Continue design and environmental review. Present findings of feasibility study to Midpen and County Parks boards and/or committees.

#### FY28 Scope

Complete environmental review and design process. Develop new partnership agreement with Santa Clara County Parks for implementation of project.

SUMMARY OF ESTIMATED COSTS	Prior Year Actuals	FY25 Estimated Actuals	FY26 Budget	FY27 Projections	FY28 Projections	Estimated Future Years	Total
4000 - Staff Costs	\$ -	\$ -	\$ -	\$ -	\$ -	\$ -	\$ -
5000-7000 - Service & Supplies	-	-	-	-	-	-	-
8100 - Real Estate Services	-	-	-	-	-	-	-
8200 - Architect/Engineering Services	-	-	-	110,000	100,000	-	210,000
8300 - Environmental/Planning Services	-	-	-	-	-	-	-
8400 - Inspection/Construction Monitoring	-	-	-	-	-	-	-
8500 - Permitting Fees	-	-	-	-	-	-	-
8600 - Construction	-	-	-	-	-	-	-
8700 - Vehicles & Equipment	-	-	-	-	-	-	-
8800 - Structures	-	-	-	-	-	-	-
<b>Grand Total</b>	<b>\$ -</b>	<b>\$ -</b>	<b>\$ -</b>	<b>\$ 110,000</b>	<b>\$ 100,000</b>	<b>\$ -</b>	<b>\$ 210,000</b>

FUNDING SOURCE	Prior Year Actuals	FY25 Estimated Actuals	FY26 Budget	FY27 Projections	FY28 Projections	Estimated Future Years	Total
10 - General Fund Operating	\$ -	\$ -	\$ -	\$ -	\$ -	\$ -	\$ -
20 - Hawthorn Fund	-	-	-	-	-	-	-
30 - Measure AA Capital	-	-	-	110,000	100,000	-	210,000
40 - General Fund Capital	-	-	-	-	-	-	-
Grants/Partnerships/Other	-	-	-	-	-	-	-
<b>Grand Total</b>	<b>\$ -</b>	<b>\$ -</b>	<b>\$ -</b>	<b>\$ 110,000</b>	<b>\$ 100,000</b>	<b>\$ -</b>	<b>\$ 210,000</b>

**Program:** Public Access, Education and Outreach  
**Project #:** MAA20-002  
**Fund:** 30 - Measure AA Capital

**Operating Budget Impact:** Yes  
**Area of Interest:**

### Bay Area Ridge Trail: Highway 17 Crossing

#### Project Purpose

Provide a regional recreational trail crossing across Highway 17 in Santa Clara County by constructing a new overcrossing near Los Gatos and Lexington Reservoir in close alignment with the Highway 17 Wildlife Crossing project MAA20-001. See project MAA20-004 for description of relevant new trails and connections associated with the overcrossing.

#### FY26 Scope

Continue collaboration with VTA to complete PS&E for construction of crossing structure and improvements within the Caltrans right-of-way. Finalize property access requirements and secure permits for construction of connecting trails. Finalize partnership agreements with partner agencies and organizations as needed.

#### FY27 Scope

Continue collaboration with VTA to begin construction on crossing structure and improvements within the Caltrans right-of-way, if there is sufficient funding for construction.

#### FY28 Scope

Continue collaboration with VTA to administer ongoing construction of crossing structure and improvements within the Caltrans right-of-way, if there is sufficient funding for construction. Note: budget for this year is allocated in General Fund 40 due to insufficient MAA funds.

SUMMARY OF ESTIMATED COSTS	Prior Year Actuals	FY25 Estimated Actuals	FY26 Budget	FY27 Projections	FY28 Projections	Estimated Future Years	Total
4000 - Staff Costs	\$ 226,743	\$ 41,315	\$ 18,603	\$ 29,832	\$ 18,613	\$ -	\$ 335,106
5000-7000 - Service & Supplies	-	-	-	-	-	-	-
8100 - Real Estate Services	1,295	-	-	-	-	-	1,295
8200 - Architect/Engineering Services	712,015	975,000	1,250,000	1,000,000	-	-	3,937,015
8300 - Environmental/Planning Services	1,383,572	110,000	50,000	25,000	-	-	1,568,572
8400 - Inspection/Construction Monitoring	10,925	-	-	-	-	-	10,925
8500 - Permitting Fees	323	-	-	-	-	-	323
8600 - Construction	-	-	-	1,625,000	14,625,000	-	16,250,000
8700 - Vehicles & Equipment	-	-	-	-	-	-	-
8800 - Structures	-	-	-	-	-	-	-
<b>Grand Total</b>	<b>\$ 2,334,873</b>	<b>\$ 1,126,315</b>	<b>\$ 1,318,603</b>	<b>\$ 2,679,832</b>	<b>\$ 14,643,613</b>	<b>\$ -</b>	<b>\$ 22,103,236</b>

FUNDING SOURCE	Prior Year Actuals	FY25 Estimated Actuals	FY26 Budget	FY27 Projections	FY28 Projections	Estimated Future Years	Total
10 - General Fund Operating	\$ -	\$ -	\$ -	\$ -	\$ -	\$ -	\$ -
20 - Hawthorn Fund	-	-	-	-	-	-	-
30 - Measure AA Capital	2,334,873	801,315	148,603	1,699,832	2,818,613	-	7,803,236
40 - General Fund Capital	-	-	-	-	11,825,000	-	11,825,000
Grants/Partnerships/Other	-	325,000	1,170,000	980,000	-	-	2,475,000
<b>Grand Total</b>	<b>\$ 2,334,873</b>	<b>\$ 1,126,315</b>	<b>\$ 1,318,603</b>	<b>\$ 2,679,832</b>	<b>\$ 14,643,613</b>	<b>\$ -</b>	<b>\$ 22,103,236</b>

**Program:** Public Access, Education and Outreach  
**Project #:** MAA20-004  
**Fund:** 30 - Measure AA Capital

**Operating Budget Impact:** Yes  
**Area of Interest:**

### El Sereno Loop Trail

**Project Purpose**

Construct trails outside of Caltrans right-of-way that connect to the new Highway 17 trail crossing.

**FY26 Scope**

Complete trail construction.

**FY27 Scope**

Project completed in prior fiscal year(s).

**FY28 Scope**

Project completed in prior fiscal year(s).

SUMMARY OF ESTIMATED COSTS	Prior Year Actuals	FY25 Estimated Actuals	FY26 Budget	FY27 Projections	FY28 Projections	Estimated Future Years	Total
4000 - Staff Costs	\$ -	\$ -	\$ -	\$ -	\$ -	\$ -	\$ -
5000-7000 - Service & Supplies	1,612	58,519	194,744	-	-	-	254,875
8100 - Real Estate Services	-	-	-	-	-	-	-
8200 - Architect/Engineering Services	6,138	5,000	5,000	-	-	-	16,138
8300 - Environmental/Planning Services	-	-	-	-	-	-	-
8400 - Inspection/Construction Monitoring	-	3,000	5,000	-	-	-	8,000
8500 - Permitting Fees	-	-	-	-	-	-	-
8600 - Construction	-	60,000	50,000	-	-	-	110,000
8700 - Vehicles & Equipment	-	-	-	-	-	-	-
8800 - Structures	-	-	-	-	-	-	-
<b>Grand Total</b>	<b>\$ 7,750</b>	<b>\$ 126,519</b>	<b>\$ 254,744</b>	<b>\$ -</b>	<b>\$ -</b>	<b>\$ -</b>	<b>\$ 389,013</b>

FUNDING SOURCE	Prior Year Actuals	FY25 Estimated Actuals	FY26 Budget	FY27 Projections	FY28 Projections	Estimated Future Years	Total
10 - General Fund Operating	\$ -	\$ -	\$ -	\$ -	\$ -	\$ -	\$ -
20 - Hawthorn Fund	-	-	-	-	-	-	-
30 - Measure AA Capital	7,750	126,519	254,744	-	-	-	389,013
40 - General Fund Capital	-	-	-	-	-	-	-
Grants/Partnerships/Other	-	-	-	-	-	-	-
<b>Grand Total</b>	<b>\$ 7,750</b>	<b>\$ 126,519</b>	<b>\$ 254,744</b>	<b>\$ -</b>	<b>\$ -</b>	<b>\$ -</b>	<b>\$ 389,013</b>

**Program:** Public Access, Education and Outreach  
**Project #:** MAA21-004  
**Fund:** 30 - Measure AA Capital

**Operating Budget Impact:** Yes  
**Area of Interest:**

### Bear Creek Stables

#### Project Purpose

Implement maintenance and repairs plan to maintain equestrian use at Bear Creek Stables, including water infrastructure improvements.

#### FY26 Scope

Continue design development and permitting. Develop bid package.

#### FY27 Scope

Complete design and permitting. Bid for construction. Award Contract. Begin construction.

#### FY28 Scope

Complete construction.

SUMMARY OF ESTIMATED COSTS	Prior Year Actuals	FY25 Estimated Actuals	FY26 Budget	FY27 Projections	FY28 Projections	Estimated Future Years	Total
4000 - Staff Costs	\$ 67,307	\$ 27,307	\$ 27,430	\$ 16,866	\$ -	\$ -	\$ 138,910
5000-7000 - Service & Supplies	-	-	-	-	-	-	-
8100 - Real Estate Services	-	-	-	-	-	-	-
8200 - Architect/Engineering Services	783,749	285,000	550,000	-	-	-	1,618,749
8300 - Environmental/Planning Services	6,138	8,000	-	-	-	-	14,138
8400 - Inspection/Construction Monitoring	11,800	35,000	-	-	65,000	-	111,800
8500 - Permitting Fees	16,234	2,500	-	15,000	-	-	33,734
8600 - Construction	345,608	-	-	4,823,000	2,604,000	-	7,772,608
8700 - Vehicles & Equipment	-	-	-	-	-	-	-
8800 - Structures	-	-	-	-	-	-	-
<b>Grand Total</b>	<b>\$ 1,230,837</b>	<b>\$ 357,807</b>	<b>\$ 577,430</b>	<b>\$ 4,854,866</b>	<b>\$ 2,669,000</b>	<b>\$ -</b>	<b>\$ 9,689,940</b>

FUNDING SOURCE	Prior Year Actuals	FY25 Estimated Actuals	FY26 Budget	FY27 Projections	FY28 Projections	Estimated Future Years	Total
10 - General Fund Operating	\$ -	\$ -	\$ -	\$ -	\$ -	\$ -	\$ -
20 - Hawthorn Fund	-	-	-	-	-	-	-
30 - Measure AA Capital	1,230,837	357,807	577,430	2,485,866	-	-	4,651,940
40 - General Fund Capital	-	-	-	1,146,000	2,669,000	-	3,815,000
Grants/Partnerships/Other	-	-	-	1,223,000	-	-	1,223,000
<b>Grand Total</b>	<b>\$ 1,230,837</b>	<b>\$ 357,807</b>	<b>\$ 577,430</b>	<b>\$ 4,854,866</b>	<b>\$ 2,669,000</b>	<b>\$ -</b>	<b>\$ 9,689,940</b>

**Program:** Public Access, Education and Outreach  
**Project #:** MAA21-006  
**Fund:** 30 - Measure AA Capital

**Operating Budget Impact:** Yes  
**Area of Interest:** Diversity

### Bear Creek Redwoods - Alma College Cultural Landscape Rehabilitation

**Project Purpose**

Implement the planting plan associated with the Alma Cultural Landscape Rehabilitation Plan.

**FY26 Scope**

Purchase and install year 3 of native nursery plants, seed, plant protections and fencing.

**FY27 Scope**

Purchase and install final year (year 4) of native nursery plants, seed, plant protections and fencing.

**FY28 Scope**

Project completed in prior fiscal year(s).

SUMMARY OF ESTIMATED COSTS	Prior Year Actuals	FY25 Estimated Actuals	FY26 Budget	FY27 Projections	FY28 Projections	Estimated Future Years	Total
4000 - Staff Costs	\$ 340,490	\$ 8,898	\$ 7,332	\$ 9,440	\$ -	\$ -	\$ 366,160
5000-7000 - Service & Supplies	-	-	-	-	-	-	-
8100 - Real Estate Services	-	-	-	-	-	-	-
8200 - Architect/Engineering Services	815,910	-	-	-	-	-	815,910
8300 - Environmental/Planning Services	102,787	-	-	-	-	-	102,787
8400 - Inspection/Construction Monitoring	132,383	-	-	-	-	-	132,383
8500 - Permitting Fees	80,069	-	-	-	-	-	80,069
8600 - Construction	4,012,914	52,000	50,000	50,000	-	-	4,164,914
8700 - Vehicles & Equipment	-	-	-	-	-	-	-
8800 - Structures	-	-	-	-	-	-	-
<b>Grand Total</b>	<b>\$ 5,484,553</b>	<b>\$ 60,898</b>	<b>\$ 57,332</b>	<b>\$ 59,440</b>	<b>\$ -</b>	<b>\$ -</b>	<b>\$ 5,662,223</b>

FUNDING SOURCE	Prior Year Actuals	FY25 Estimated Actuals	FY26 Budget	FY27 Projections	FY28 Projections	Estimated Future Years	Total
10 - General Fund Operating	\$ -	\$ -	\$ -	\$ -	\$ -	\$ -	\$ -
20 - Hawthorn Fund	-	-	-	-	-	-	-
30 - Measure AA Capital	4,069,963	60,898	57,332	59,440	-	-	4,247,633
40 - General Fund Capital	-	-	-	-	-	-	-
Grants/Partnerships/Other	1,414,590	-	-	-	-	-	1,414,590
<b>Grand Total</b>	<b>\$ 5,484,553</b>	<b>\$ 60,898</b>	<b>\$ 57,332</b>	<b>\$ 59,440</b>	<b>\$ -</b>	<b>\$ -</b>	<b>\$ 5,662,223</b>

**Program:** Public Access, Education and Outreach  
**Project #:** MAA21-011  
**Fund:** 30 - Measure AA Capital

**Operating Budget Impact:** Yes  
**Area of Interest:** Diversity

### Phase 2 Trail Improvements, Bear Creek Redwoods (NE Trailhead Connection)

#### Project Purpose

Implement final element of the Phase 2 trail improvements at Bear Creek Redwoods Open Space Preserve to establish a northeast (NE) trailhead that connects the interior preserve trail network to nearby existing/future trails located to the north and east of the preserve.

#### FY26 Scope

NE Trailhead: Finalize Maintenance Agreements with Santa Clara County Roads and Airports Dept and Caltrans. Finalize Caltrans permits for construction within the Highway 17 right-of-way. Submit for permits. Complete bidding and award a contract. Begin construction.

#### FY27 Scope

Finalize construction and permit closeout.

#### FY28 Scope

Project completed in prior fiscal year(s).

SUMMARY OF ESTIMATED COSTS	Prior Year Actuals	FY25 Estimated Actuals	FY26 Budget	FY27 Projections	FY28 Projections	Estimated Future Years	Total
4000 - Staff Costs	\$ 599,547	\$ 101,345	\$ 29,565	\$ 16,830	\$ -	\$ -	\$ 747,287
5000-7000 - Service & Supplies	-	-	-	-	-	-	-
8100 - Real Estate Services	-	-	-	-	-	-	-
8200 - Architect/Engineering Services	867,000	30,000	30,000	30,000	-	-	957,000
8300 - Environmental/Planning Services	69,036	10,000	10,000	-	-	-	89,036
8400 - Inspection/Construction Monitoring	20,235	10,000	40,000	45,000	-	-	115,235
8500 - Permitting Fees	49,529	10,000	5,000	-	-	-	64,529
8600 - Construction	2,391,594	306,000	101,500	451,000	-	-	3,250,094
8700 - Vehicles & Equipment	-	-	-	-	-	-	-
8800 - Structures	-	-	-	-	-	-	-
<b>Grand Total</b>	<b>\$ 3,996,941</b>	<b>\$ 467,345</b>	<b>\$ 216,065</b>	<b>\$ 542,830</b>	<b>\$ -</b>	<b>\$ -</b>	<b>\$ 5,223,181</b>

FUNDING SOURCE	Prior Year Actuals	FY25 Estimated Actuals	FY26 Budget	FY27 Projections	FY28 Projections	Estimated Future Years	Total
10 - General Fund Operating	\$ -	\$ -	\$ -	\$ -	\$ -	\$ -	\$ -
20 - Hawthorn Fund	-	-	-	-	-	-	-
30 - Measure AA Capital	3,996,941	251,345	(2,255,056)	(1,177,170)	-	-	816,060
40 - General Fund Capital	-	-	-	450,000	-	-	450,000
Grants/Partnerships/Other	-	216,000	2,471,121	1,270,000	-	-	3,957,121
<b>Grand Total</b>	<b>\$ 3,996,941</b>	<b>\$ 467,345</b>	<b>\$ 216,065</b>	<b>\$ 542,830</b>	<b>\$ -</b>	<b>\$ -</b>	<b>\$ 5,223,181</b>

**Program:** Public Access, Education and Outreach  
**Project #:** MAA22-004  
**Fund:** 30 - Measure AA Capital

**Operating Budget Impact:** Yes  
**Area of Interest:** Diversity

### Beatty Parking Area and Trail Connections

#### Project Purpose

Design and construct new parking area and trail to provide linkage between Lexington Reservoir County Park and Sierra Azul Preserve. Project will satisfy MAA commitment to develop parking in the Cathedral Oaks area.

#### FY26 Scope

Pending committee review and board approval of CEQA project description and preferred alternative, initiate environmental review. Align project schedule and scope with adjacent Alma Bridge Road Newt Passage Project.

#### FY27 Scope

Complete environmental review and obtain board approval of the project.

#### FY28 Scope

Pending Board approval of project, continue design and permitting.

SUMMARY OF ESTIMATED COSTS	Prior Year Actuals	FY25 Estimated Actuals	FY26 Budget	FY27 Projections	FY28 Projections	Estimated Future Years	Total
4000 - Staff Costs	\$ 7,684	\$ 9,389	\$ 14,036	\$ 19,276	\$ 17,372	\$ -	\$ 67,757
5000-7000 - Service & Supplies	-	-	-	-	-	-	-
8100 - Real Estate Services	-	-	-	-	-	-	-
8200 - Architect/Engineering Services	84,885	-	100,000	105,000	50,000	50,000	389,885
8300 - Environmental/Planning Services	81,239	50,000	187,500	75,000	25,000	20,000	438,739
8400 - Inspection/Construction Monitoring	-	-	-	-	-	-	-
8500 - Permitting Fees	-	-	-	-	-	-	-
8600 - Construction	-	-	-	-	-	3,000,000	3,000,000
8700 - Vehicles & Equipment	-	-	-	-	-	-	-
8800 - Structures	-	-	-	-	-	-	-
<b>Grand Total</b>	<b>\$ 173,807</b>	<b>\$ 59,389</b>	<b>\$ 301,536</b>	<b>\$ 199,276</b>	<b>\$ 92,372</b>	<b>\$ 3,070,000</b>	<b>\$ 3,896,380</b>

FUNDING SOURCE	Prior Year Actuals	FY25 Estimated Actuals	FY26 Budget	FY27 Projections	FY28 Projections	Estimated Future Years	Total
10 - General Fund Operating	\$ -	\$ -	\$ -	\$ -	\$ -	\$ -	\$ -
20 - Hawthorn Fund	-	-	-	-	-	-	-
30 - Measure AA Capital	173,807	59,389	301,536	199,276	92,372	3,070,000	3,896,380
40 - General Fund Capital	-	-	-	-	-	-	-
Grants/Partnerships/Other	-	-	-	-	-	-	-
<b>Grand Total</b>	<b>\$ 173,807</b>	<b>\$ 59,389</b>	<b>\$ 301,536</b>	<b>\$ 199,276</b>	<b>\$ 92,372</b>	<b>\$ 3,070,000</b>	<b>\$ 3,896,380</b>

**Program:** Public Access, Education and Outreach  
**Project #:** MAA25-004  
**Fund:** 30 - Measure AA Capital

**Operating Budget Impact:** Yes  
**Area of Interest:**

### Umunhum-to-the-Sea Trail

**Project Purpose**

Design, permit and construct trail to connect Mount Umunhum with Nisene Marks State Park. Secure land rights as necessary.

**FY26 Scope**

Project not yet started.

**FY27 Scope**

Develop scope of work. Confirm project goals. FY27 staff time only.

**FY28 Scope**

Initiate design process.

SUMMARY OF ESTIMATED COSTS	Prior Year Actuals	FY25 Estimated Actuals	FY26 Budget	FY27 Projections	FY28 Projections	Estimated Future Years	Total
4000 - Staff Costs	\$ -	\$ -	\$ -	\$ -	\$ -	\$ -	\$ -
5000-7000 - Service & Supplies	-	-	-	-	-	-	-
8100 - Real Estate Services	-	-	-	-	-	-	-
8200 - Architect/Engineering Services	-	-	-	-	50,000	50,000	100,000
8300 - Environmental/Planning Services	-	-	-	-	25,000	25,000	50,000
8400 - Inspection/Construction Monitoring	-	-	-	-	-	75,000	75,000
8500 - Permitting Fees	-	-	-	-	-	-	-
8600 - Construction	-	-	-	-	-	360,000	360,000
8700 - Vehicles & Equipment	-	-	-	-	-	-	-
8800 - Structures	-	-	-	-	-	-	-
<b>Grand Total</b>	<b>\$ -</b>	<b>\$ -</b>	<b>\$ -</b>	<b>\$ -</b>	<b>\$ 75,000</b>	<b>\$ 510,000</b>	<b>\$ 585,000</b>

FUNDING SOURCE	Prior Year Actuals	FY25 Estimated Actuals	FY26 Budget	FY27 Projections	FY28 Projections	Estimated Future Years	Total
10 - General Fund Operating	\$ -	\$ -	\$ -	\$ -	\$ -	\$ -	\$ -
20 - Hawthorn Fund	-	-	-	-	-	-	-
30 - Measure AA Capital	-	-	-	-	75,000	510,000	585,000
40 - General Fund Capital	-	-	-	-	-	-	-
Grants/Partnerships/Other	-	-	-	-	-	-	-
<b>Grand Total</b>	<b>\$ -</b>	<b>\$ -</b>	<b>\$ -</b>	<b>\$ -</b>	<b>\$ 75,000</b>	<b>\$ 510,000</b>	<b>\$ 585,000</b>



**Program:** Public Access, Education and Outreach  
**Project #:** VP04-003  
**Fund:** 40 - General Fund Capital

**Operating Budget Impact:** Yes  
**Area of Interest:**

### El Corte de Madera Single-use Biking/Hiking Trail

#### Project Purpose

Evaluate the suitability of single-use biking/hiking trails at El Corte de Madera Creek to address a Measure AA portfolio element. If approved by the board, proceed with implementation.

#### FY26 Scope

Evaluate suitability and prepare item for board consideration to determine whether to pursue single-use biking/hiking trails at El Corte de Madera Creek. FY26 staff time only.

#### FY27 Scope

Proceed with next steps based on prior board direction and actions.

#### FY28 Scope

Proceed with second year of next steps based on prior board direction and actions.

SUMMARY OF ESTIMATED COSTS	Prior Year Actuals	FY25 Estimated Actuals	FY26 Budget	FY27 Projections	FY28 Projections	Estimated Future Years	Total
4000 - Staff Costs	\$ -	\$ -	\$ -	\$ -	\$ -	\$ -	\$ -
5000-7000 - Service & Supplies	-	-	-	-	-	-	-
8100 - Real Estate Services	-	-	-	-	-	-	-
8200 - Architect/Engineering Services	-	-	-	50,000	25,000	-	75,000
8300 - Environmental/Planning Services	-	-	-	-	-	-	-
8400 - Inspection/Construction Monitoring	-	-	-	-	-	-	-
8500 - Permitting Fees	-	-	-	-	-	-	-
8600 - Construction	-	-	-	-	-	50,000	50,000
8700 - Vehicles & Equipment	-	-	-	-	-	-	-
8800 - Structures	-	-	-	-	-	-	-
<b>Grand Total</b>	<b>\$ -</b>	<b>\$ -</b>	<b>\$ -</b>	<b>\$ 50,000</b>	<b>\$ 25,000</b>	<b>\$ 50,000</b>	<b>\$ 125,000</b>

FUNDING SOURCE	Prior Year Actuals	FY25 Estimated Actuals	FY26 Budget	FY27 Projections	FY28 Projections	Estimated Future Years	Total
10 - General Fund Operating	\$ -	\$ -	\$ -	\$ -	\$ -	\$ -	\$ -
20 - Hawthorn Fund	-	-	-	-	-	-	-
30 - Measure AA Capital	-	-	-	-	-	-	-
40 - General Fund Capital	-	-	-	50,000	25,000	50,000	125,000
Grants/Partnerships/Other	-	-	-	-	-	-	-
<b>Grand Total</b>	<b>\$ -</b>	<b>\$ -</b>	<b>\$ -</b>	<b>\$ 50,000</b>	<b>\$ 25,000</b>	<b>\$ 50,000</b>	<b>\$ 125,000</b>

**Program:** Public Access, Education and Outreach  
**Project #:** VP05-002  
**Fund:** 10 - General Fund Operating

**Operating Budget Impact:** No  
**Area of Interest:** Diversity

### La Honda Creek Parking and Trailhead Access - Phase 1 Feasibility Study and CEQA Review

#### Project Purpose

Provide parking, trailhead access and amenities to support opening the currently closed central portion of La Honda Creek to the public. Conduct technical studies, an analysis of existing conditions, opportunities and challenges to assess the feasibility and conduct environmental review of six sites recommended by the 2019-20 La Honda Public Access Working Group.

#### FY26 Scope

Complete environmental review analysis, seek board certification of CEQA and obtain approval of project to proceed with design and implementation.

#### FY27 Scope

Issue the notice of determination for CEQA. Pending completion of Phase 1 and board approval of project, Engineering and Construction Department initiates Phase 2 design and implementation under MAA05-013.

#### FY28 Scope

Project completed in prior fiscal year(s).

SUMMARY OF ESTIMATED COSTS	Prior Year Actuals	FY25 Estimated Actuals	FY26 Budget	FY27 Projections	FY28 Projections	Estimated Future Years	Total
4000 - Staff Costs	\$ -	\$ -	\$ -	\$ -	\$ -	\$ -	\$ -
5000-7000 - Service & Supplies	479,038	38,500	140,000	22,000	-	-	679,538
8100 - Real Estate Services	-	-	-	-	-	-	-
8200 - Architect/Engineering Services	-	-	-	-	-	-	-
8300 - Environmental/Planning Services	-	-	-	-	-	-	-
8400 - Inspection/Construction Monitoring	-	-	-	-	-	-	-
8500 - Permitting Fees	-	-	-	-	-	-	-
8600 - Construction	-	-	-	-	-	-	-
8700 - Vehicles & Equipment	-	-	-	-	-	-	-
8800 - Structures	-	-	-	-	-	-	-
<b>Grand Total</b>	<b>\$ 479,038</b>	<b>\$ 38,500</b>	<b>\$ 140,000</b>	<b>\$ 22,000</b>	<b>\$ -</b>	<b>\$ -</b>	<b>\$ 679,538</b>

FUNDING SOURCE	Prior Year Actuals	FY25 Estimated Actuals	FY26 Budget	FY27 Projections	FY28 Projections	Estimated Future Years	Total
10 - General Fund Operating	\$ 479,038	\$ 38,500	\$ 140,000	\$ 22,000	\$ -	\$ -	\$ 679,538
20 - Hawthorn Fund	-	-	-	-	-	-	-
30 - Measure AA Capital	-	-	-	-	-	-	-
40 - General Fund Capital	-	-	-	-	-	-	-
Grants/Partnerships/Other	-	-	-	-	-	-	-
<b>Grand Total</b>	<b>\$ 479,038</b>	<b>\$ 38,500</b>	<b>\$ 140,000</b>	<b>\$ 22,000</b>	<b>\$ -</b>	<b>\$ -</b>	<b>\$ 679,538</b>

**Program:** Assets and Organizational Support  
**Project #:** VP06-003  
**Fund:** 20 - Hawthorns Fund

**Operating Budget Impact:** No  
**Area of Interest:** Diversity

### Hawthorns Historic Complex Partnership

#### Project Purpose

Determine long-term disposition of and use for existing structures in the Hawthorns Historic Complex and potential partnership opportunities. Through a public process and in coordination with the Town of Portola Valley and potential partner(s), develop disposition and use options for board consideration and approval.

#### FY26 Scope

Pending board approval of Lower Barn project, initiate conceptual plan development for Lower Barn partnership. Initiate public and stakeholder engagement.

#### FY27 Scope

Continue public and stakeholder engagement. Pending board approval of a conceptual design for the Lower Barn, initiate environmental review. Project implementation will be under a separate project.

#### FY28 Scope

Project completed in prior fiscal year(s). Project implementation will be a separate project.

SUMMARY OF ESTIMATED COSTS	Prior Year Actuals	FY25 Estimated Actuals	FY26 Budget	FY27 Projections	FY28 Projections	Estimated Future Years	Total
4000 - Staff Costs	\$ -	\$ -	\$ -	\$ -	\$ -	\$ -	\$ -
5000-7000 - Service & Supplies	8,996	87,000	70,000	80,000	-	-	245,996
8100 - Real Estate Services	-	-	-	-	-	-	-
8200 - Architect/Engineering Services	-	-	-	-	-	-	-
8300 - Environmental/Planning Services	-	-	-	-	-	-	-
8400 - Inspection/Construction Monitoring	-	-	-	-	-	-	-
8500 - Permitting Fees	-	-	-	-	-	-	-
8600 - Construction	-	-	-	-	-	-	-
8700 - Vehicles & Equipment	-	-	-	-	-	-	-
8800 - Structures	-	-	-	-	-	-	-
<b>Grand Total</b>	<b>\$ 8,996</b>	<b>\$ 87,000</b>	<b>\$ 70,000</b>	<b>\$ 80,000</b>	<b>\$ -</b>	<b>\$ -</b>	<b>\$ 245,996</b>

FUNDING SOURCE	Prior Year Actuals	FY25 Estimated Actuals	FY26 Budget	FY27 Projections	FY28 Projections	Estimated Future Years	Total
10 - General Fund Operating	\$ -	\$ -	\$ -	\$ -	\$ -	\$ -	\$ -
20 - Hawthorn Fund	8,996	87,000	70,000	80,000	-	-	245,996
30 - Measure AA Capital	-	-	-	-	-	-	-
40 - General Fund Capital	-	-	-	-	-	-	-
Grants/Partnerships/Other	-	-	-	-	-	-	-
<b>Grand Total</b>	<b>\$ 8,996</b>	<b>\$ 87,000</b>	<b>\$ 70,000</b>	<b>\$ 80,000</b>	<b>\$ -</b>	<b>\$ -</b>	<b>\$ 245,996</b>

**Program:** Public Access, Education and Outreach  
**Project #:** VP14-001  
**Fund:** 40 - General Fund Capital

**Operating Budget Impact:** Yes  
**Area of Interest:**

### California Riding and Hiking Trails

#### Project Purpose

Pursue viable sections of the California Riding & Hiking Trail (CRHT) at Russian Ridge, Teague Hill and Lower La Honda Creek to Sam McDonald County Park for expanding trail connection opportunities. Work with State Parks to receive quitclaim deed for existing CRHT easement along Woodruff Creek, and work with San Mateo County Parks on connections between La Honda Creek Preserve and Sam McDonald Park.

#### FY26 Scope

Finalize transfer of trail easement from State Parks to District.

#### FY27 Scope

Project completed in prior fiscal year(s).

#### FY28 Scope

Project completed in prior fiscal year(s).

SUMMARY OF ESTIMATED COSTS	Prior Year Actuals	FY25 Estimated Actuals	FY26 Budget	FY27 Projections	FY28 Projections	Estimated Future Years	Total
4000 - Staff Costs	\$ -	\$ -	\$ -	\$ -	\$ -	\$ -	\$ -
5000-7000 - Service & Supplies	-	-	-	-	-	-	-
8100 - Real Estate Services	-	-	-	-	-	-	-
8200 - Architect/Engineering Services	-	-	15,000	-	-	-	15,000
8300 - Environmental/Planning Services	-	-	-	-	-	-	-
8400 - Inspection/Construction Monitoring	-	-	-	-	-	-	-
8500 - Permitting Fees	-	-	-	-	-	-	-
8600 - Construction	-	-	-	-	-	-	-
8700 - Vehicles & Equipment	-	-	-	-	-	-	-
8800 - Structures	-	-	-	-	-	-	-
<b>Grand Total</b>	<b>\$ -</b>	<b>\$ -</b>	<b>\$ 15,000</b>	<b>\$ -</b>	<b>\$ -</b>	<b>\$ -</b>	<b>\$ 15,000</b>

FUNDING SOURCE	Prior Year Actuals	FY25 Estimated Actuals	FY26 Budget	FY27 Projections	FY28 Projections	Estimated Future Years	Total
10 - General Fund Operating	\$ -	\$ -	\$ -	\$ -	\$ -	\$ -	\$ -
20 - Hawthorn Fund	-	-	-	-	-	-	-
30 - Measure AA Capital	-	-	-	-	-	-	-
40 - General Fund Capital	-	-	15,000	-	-	-	15,000
Grants/Partnerships/Other	-	-	-	-	-	-	-
<b>Grand Total</b>	<b>\$ -</b>	<b>\$ -</b>	<b>\$ 15,000</b>	<b>\$ -</b>	<b>\$ -</b>	<b>\$ -</b>	<b>\$ 15,000</b>

**Program:** Public Access, Education and Outreach  
**Project #:** VP21-005  
**Fund:** 40 - General Fund Capital

**Operating Budget Impact:** Yes  
**Area of Interest:** Diversity

### Bear Creek Redwoods North Parking Area

#### Project Purpose

Construct new North Parking Area to expand and improve parking capacity at Bear Creek Redwoods Preserve as prioritized in Phase 3 of the preserve plan. The new paved parking lot is planned to include equestrian parking.

#### FY26 Scope

Secure permits and prepare Request for Bids. Solicit bids, award contract. Initiate construction.

#### FY27 Scope

Complete construction.

#### FY28 Scope

Project completed in prior fiscal year(s).

SUMMARY OF ESTIMATED COSTS	Prior Year Actuals	FY25 Estimated Actuals	FY26 Budget	FY27 Projections	FY28 Projections	Estimated Future Years	Total
4000 - Staff Costs	\$ -	\$ -	\$ -	\$ -	\$ -	\$ -	\$ -
5000-7000 - Service & Supplies	-	-	-	-	-	-	-
8100 - Real Estate Services	-	-	-	-	-	-	-
8200 - Architect/Engineering Services	42,826	180,000	80,000	30,000	-	-	332,826
8300 - Environmental/Planning Services	27,470	35,000	33,835	30,000	-	-	126,305
8400 - Inspection/Construction Monitoring	14,997	30,500	37,000	45,000	-	-	127,497
8500 - Permitting Fees	-	15,000	20,000	-	-	-	35,000
8600 - Construction	-	-	812,000	2,143,982	-	-	2,955,982
8700 - Vehicles & Equipment	-	-	-	-	-	-	-
8800 - Structures	-	-	-	-	-	-	-
<b>Grand Total</b>	<b>\$ 85,293</b>	<b>\$ 260,500</b>	<b>\$ 982,835</b>	<b>\$ 2,248,982</b>	<b>\$ -</b>	<b>\$ -</b>	<b>\$ 3,577,610</b>

FUNDING SOURCE	Prior Year Actuals	FY25 Estimated Actuals	FY26 Budget	FY27 Projections	FY28 Projections	Estimated Future Years	Total
10 - General Fund Operating	\$ -	\$ -	\$ -	\$ -	\$ -	\$ -	\$ -
20 - Hawthorn Fund	-	-	-	-	-	-	-
30 - Measure AA Capital	-	-	-	-	-	-	-
40 - General Fund Capital	85,293	260,500	982,835	2,248,982	-	-	3,577,610
Grants/Partnerships/Other	-	-	-	-	-	-	-
<b>Grand Total</b>	<b>\$ 85,293</b>	<b>\$ 260,500</b>	<b>\$ 982,835</b>	<b>\$ 2,248,982</b>	<b>\$ -</b>	<b>\$ -</b>	<b>\$ 3,577,610</b>

**Program:** Public Access, Education and Outreach  
**Project #:** VP21-006  
**Fund:** 40 - General Fund Capital

**Operating Budget Impact:** Yes  
**Area of Interest:** Diversity

### Phase 2 Multiuse Trail, Bear Creek Redwoods

#### Project Purpose

Construct the multi-use trail segment in the Phase 2 area.

#### FY26 Scope

Solicit for and complete design and engineering of bridge crossing for the multi-use trail segment. Begin construction on the trail segments.

#### FY27 Scope

Complete local and regulatory permitting. Continue trail construction and begin bridge construction.

#### FY28 Scope

Complete trail and bridge construction.

SUMMARY OF ESTIMATED COSTS	Prior Year Actuals	FY25 Estimated Actuals	FY26 Budget	FY27 Projections	FY28 Projections	Estimated Future Years	Total
4000 - Staff Costs	\$ -	\$ -	\$ -	\$ -	\$ -	\$ -	\$ -
5000-7000 - Service & Supplies	-	-	-	-	-	-	-
8100 - Real Estate Services	-	-	-	-	-	-	-
8200 - Architect/Engineering Services	-	-	90,000	45,000	40,000	-	175,000
8300 - Environmental/Planning Services	-	-	70,000	10,000	10,000	-	90,000
8400 - Inspection/Construction Monitoring	-	-	-	45,000	50,000	-	95,000
8500 - Permitting Fees	-	-	-	55,000	-	-	55,000
8600 - Construction	-	-	55,000	460,000	400,000	-	915,000
8700 - Vehicles & Equipment	-	-	-	-	-	-	-
8800 - Structures	-	-	-	-	-	-	-
<b>Grand Total</b>	<b>\$ -</b>	<b>\$ -</b>	<b>\$ 215,000</b>	<b>\$ 615,000</b>	<b>\$ 500,000</b>	<b>\$ -</b>	<b>\$ 1,330,000</b>

FUNDING SOURCE	Prior Year Actuals	FY25 Estimated Actuals	FY26 Budget	FY27 Projections	FY28 Projections	Estimated Future Years	Total
10 - General Fund Operating	\$ -	\$ -	\$ -	\$ -	\$ -	\$ -	\$ -
20 - Hawthorn Fund	-	-	-	-	-	-	-
30 - Measure AA Capital	-	-	-	-	-	-	-
40 - General Fund Capital	-	-	215,000	615,000	500,000	-	1,330,000
Grants/Partnerships/Other	-	-	-	-	-	-	-
<b>Grand Total</b>	<b>\$ -</b>	<b>\$ -</b>	<b>\$ 215,000</b>	<b>\$ 615,000</b>	<b>\$ 500,000</b>	<b>\$ -</b>	<b>\$ 1,330,000</b>

**Program:** Public Access, Education and Outreach  
**Project #:** XXXXX  
**Fund:** 40 - General Fund Capital

**Operating Budget Impact:** Yes  
**Area of Interest:** Diversity

### Purisima Creek Trailhead Shuttle Program Improvements

**Project Purpose**

Improve Purisima Creek Trailhead at Purisima Creek Road to accommodate future shuttle service.

**FY26 Scope**

Project not yet started.

**FY27 Scope**

Initiate evaluation of site conditions to inform design. Develop initial conceptual design.

**FY28 Scope**

Develop designs and initiate permitting.

SUMMARY OF ESTIMATED COSTS	Prior Year Actuals	FY25 Estimated Actuals	FY26 Budget	FY27 Projections	FY28 Projections	Estimated Future Years	Total
4000 - Staff Costs	\$ -	\$ -	\$ -	\$ -	\$ -	\$ -	\$ -
5000-7000 - Service & Supplies	-	-	-	-	-	-	-
8100 - Real Estate Services	-	-	-	-	-	-	-
8200 - Architect/Engineering Services	-	-	-	70,000	70,000	-	140,000
8300 - Environmental/Planning Services	-	-	-	-	-	-	-
8400 - Inspection/Construction Monitoring	-	-	-	-	-	-	-
8500 - Permitting Fees	-	-	-	-	-	-	-
8600 - Construction	-	-	-	-	60,000	220,000	280,000
8700 - Vehicles & Equipment	-	-	-	-	-	-	-
8800 - Structures	-	-	-	-	-	-	-
<b>Grand Total</b>	<b>\$ -</b>	<b>\$ -</b>	<b>\$ -</b>	<b>\$ 70,000</b>	<b>\$ 130,000</b>	<b>\$ 220,000</b>	<b>\$ 420,000</b>

FUNDING SOURCE	Prior Year Actuals	FY25 Estimated Actuals	FY26 Budget	FY27 Projections	FY28 Projections	Estimated Future Years	Total
10 - General Fund Operating	\$ -	\$ -	\$ -	\$ -	\$ -	\$ -	\$ -
20 - Hawthorn Fund	-	-	-	-	-	-	-
30 - Measure AA Capital	-	-	-	-	-	-	-
40 - General Fund Capital	-	-	-	70,000	130,000	220,000	420,000
Grants/Partnerships/Other	-	-	-	-	-	-	-
<b>Grand Total</b>	<b>\$ -</b>	<b>\$ -</b>	<b>\$ -</b>	<b>\$ 70,000</b>	<b>\$ 130,000</b>	<b>\$ 220,000</b>	<b>\$ 420,000</b>



## Assets and Organizational Support Program

Project #	Project Name	Fiscal Year	FY26	FY27	FY28	3-Year Total
10001	Records Management	FY26/FY27	\$15,000	\$15,000	\$0	\$30,000
10003	Diversity, Equity and Inclusion Program Actions	FY26/FY27/FY28	75,000	75,000	75,000	225,000
10004	FOSM Update	FY26/FY27	10,000	10,000	0	20,000
31914	Skyline Field Office Rebuild	FY26/FY27/FY28	330,000	200,000	135,000	665,000
31915	Sphere of Influence Boundary Annexation at Sierra Azul Open Space Preserve in Santa Clara County	FY26/FY27/FY28	50,000	100,000	50,000	200,000
35010	Structure Evaluation and Disposition	FY26/FY27/FY28	1,341,200	916,200	572,200	2,829,600
35034	Prospect Road Culvert Replacement	FY26	352,000	0	0	352,000
35036	Resource Management Permit for the Former Event Center Site	FY26	360,500	0	0	360,500
35037	Annex Building Repairs	FY26/FY27	65,000	175,000	0	240,000
35038	Cunha House Repair	FY27/FY28	0	43,000	163,000	206,000
35039	Allen Road Washout Repair	FY26/FY27	50,000	85,000	0	135,000
35040	FFO Solar Panels/EV Chargers	FY26/FY27/FY28	50,000	271,000	250,000	571,000
35041	Fremont Older Residence Roof Replacement	FY26	173,000	0	0	173,000
35042	Lone Madrone Mobile Home Replacement	FY27/FY28	0	45,000	516,000	561,000
35043	Schilling Lake Spillway Repair	FY26/FY27/FY28	165,000	255,000	425,000	845,000
35044	Coastal Area Office Build Out	FY26/FY27/FY28	320,000	460,000	8,061,000	8,841,000
35045	Administrative Office Solar Expansion	FY27/FY28	0	70,000	107,000	177,000
35046	Visitor Services Storage Unit	FY26	26,500	0	0	26,500
40014	Legislative Initiative Regarding Permitting	FY26/FY27/FY28	67,200	67,200	67,200	201,600
51709	Cybersecurity Implementation	FY26/FY27	25,000	20,000	0	45,000
61051	Skyline Ridge Road Repair at Big Dipper Inholding	FY26	50,000	0	0	50,000
61054	Replace Bridge MRBR1 in Miramontes Ridge Preserve	FY26/FY27/FY28	105,000	95,000	70,000	270,000
61055	Replace Roof on Coal Creek Barn	FY26/FY27	84,000	256,500	0	340,500
61057	Title 24 Residential Improvements	FY26	159,000	0	0	159,000
65407	Radio System Assessment and Upgrade	FY26	1,120,000	0	0	1,120,000
VP06-003	Hawthorns Historic Complex Partnership	FY26/FY27	70,000	80,000	0	150,000
VP06-004	Hawthorns Structures Stabilization/Repairs	FY26/FY27/FY28	1,020,500	195,500	145,500	1,361,500
XXXXX	Agricultural Barn and Outbuildings Repair	FY26/FY27/FY28	0	100,000	100,000	200,000
XXXXX	AI for Business Efficiency	FY26/FY27/FY28	0	48,000	48,000	96,000
XXXXX	Computer System Failover (Off-site)	FY27	0	55,000	0	55,000
XXXXX	Folger House Repair	FY26	150,000	0	0	150,000
XXXXX	Project Management Software	FY26/FY27/FY28	0	70,000	70,000	140,000
XXXXX	Recruitment Software	FY26/FY27	0	40,000	0	40,000
XXXXX	Residential Detached Structures Repairs	FY27/FY28	0	105,000	150,000	255,000
XXXXX	Residential Driveway Replacements	FY26/FY27/FY28	125,000	200,000	250,000	575,000
XXXXX	Residential Housing Roof Replacements	FY26/FY27/FY28	30,000	115,000	120,000	265,000
XXXXX	Rural Residential Water System Improvements	FY26/FY27/FY28	50,000	180,000	180,000	410,000
XXXXX	Wildcat Loop Bridge Replacement	FY27/FY28	0	170,000	245,000	415,000



None	Vehicle and Machinery/Equipment Purchases	Reoccurring	1,307,000	1,000,000	1,000,000	3,307,000
<b>Total</b>			<b>\$7,745,900</b>	<b>\$5,517,400</b>	<b>\$12,799,900</b>	<b>\$26,063,200</b>

\*Staff time only.

## Supporting Projects

Project Name	Project Purpose	Lead Department	Fiscal Year
20-Year MAA Project Implementation Plan	Develop a roadmap to complete the MAA program in the next 20 years.	General Manager's Office	FY26
Basic Policies for the Coastsides Protection Area	Develop basic policies for the Coastsides Protection Area and incorporate into Midpen's existing Basic Policy, originally adopted in 1999, to fulfill an obligation established by the 2003 Coastal Service Plan.	General Manager's Office	FY26
Cityworks Migration	Migrate Cityworks user interface to new Respond interface due to lack of vendor support for old interface/product and to ensure ability to integrate with ArcGIS.	Administrative Services	FY26/FY27
Electric Vehicle Charging Stations at Preserves	Evaluate existing parking areas and grant opportunities with Peninsula Clean Energy and Silicon Valley Clean Energy to potentially install electric vehicle charging stations, where appropriate.	Facilities & Fleet	FY27/FY28
Fleet Management	Consistent with the IT Master Plan, implement a fleet management system to plan, program, and track the management (including replacements and maintenance) of the vehicle and equipment fleet.	Administrative Services	FY26/FY27
GIS Strategic Plan Implementation	Implement the GIS Strategic Plan to guide the GIS program toward smart, sustainable, and innovative operations.	Administrative Services	FY26/FY27/FY28
GM Signature Authority Legislation	Work with partner agencies to seek legislation allowing for General Manager purchasing authorization up to an amount not to exceed \$200,000 for supplies, materials, labor, and other services, with the actual amount subject to board approval and board policy.	Public Affairs	FY26/FY27/FY28
Native American Relations Program	Implement actions to deepen the District's intergovernmental relations with local Native American Tribes.	General Manager's Office	FY26/FY27/FY28
SharePoint Migration	Migrate SharePoint Classic to SharePoint Modern.	Administrative Services	FY26/FY27/FY28
Trail Use Policy Update	Update Trail Use Policy to reflect current regulations, board policies and construction practices for District trail use designations.	Planning	FY27/FY28
Update to the District CEQA Guidelines	Update the board adopted 2001 District Guidelines for the implementation of the California Environmental Quality Act (CEQA) to conform with current state law and board policies.	Planning	FY26/FY27

**Program:** Assets and Organizational Support  
**Project #:** 10001  
**Fund:** 10 - General Fund Operating

**Operating Budget Impact:** Yes  
**Area of Interest:**

### Records Management

#### Project Purpose

Continue to support paperless solutions and increase remote access to Midpen documents; use the board-approved retention schedule to inventory and digitize paper files.

#### FY26 Scope

Complete paper scanning with the Clerk, Legal, and Land Stewardship & Trails departments and complete migrating scanned files to trusted system.

#### FY27 Scope

Complete paper scanning with the Planning, Engineering & Construction and Natural Resources departments and complete migrating scanned files to trusted system.

#### FY28 Scope

Project completed in prior fiscal year(s).

SUMMARY OF ESTIMATED COSTS	Prior Year Actuals	FY25 Estimated Actuals	FY26 Budget	FY27 Projections	FY28 Projections	Estimated Future Years	Total
4000 - Staff Costs	\$ -	\$ -	\$ -	\$ -	\$ -	\$ -	\$ -
5000-7000 - Service & Supplies	99,076	10,000	15,000	15,000	-	-	139,076
8100 - Real Estate Services	-	-	-	-	-	-	-
8200 - Architect/Engineering Services	-	-	-	-	-	-	-
8300 - Environmental/Planning Services	-	-	-	-	-	-	-
8400 - Inspection/Construction Monitoring	-	-	-	-	-	-	-
8500 - Permitting Fees	-	-	-	-	-	-	-
8600 - Construction	-	-	-	-	-	-	-
8700 - Vehicles & Equipment	-	-	-	-	-	-	-
8800 - Structures	-	-	-	-	-	-	-
<b>Grand Total</b>	<b>\$ 99,076</b>	<b>\$ 10,000</b>	<b>\$ 15,000</b>	<b>\$ 15,000</b>	<b>\$ -</b>	<b>\$ -</b>	<b>\$ 139,076</b>

FUNDING SOURCE	Prior Year Actuals	FY25 Estimated Actuals	FY26 Budget	FY27 Projections	FY28 Projections	Estimated Future Years	Total
10 - General Fund Operating	\$ 99,076	\$ 10,000	\$ 15,000	\$ 15,000	\$ -	\$ -	\$ 139,076
20 - Hawthorn Fund	-	-	-	-	-	-	-
30 - Measure AA Capital	-	-	-	-	-	-	-
40 - General Fund Capital	-	-	-	-	-	-	-
Grants/Partnerships/Other	-	-	-	-	-	-	-
<b>Grand Total</b>	<b>\$ 99,076</b>	<b>\$ 10,000</b>	<b>\$ 15,000</b>	<b>\$ 15,000</b>	<b>\$ -</b>	<b>\$ -</b>	<b>\$ 139,076</b>

**Program:** Assets and Organizational Support  
**Project #:** 10003  
**Fund:** 10 - General Fund Operating

**Operating Budget Impact:** Yes  
**Area of Interest:** Diversity

### Diversity, Equity and Inclusion Program Actions

#### Project Purpose

Implement new actions to further the board's policy, goals and priorities related to Diversity, Equity, and Inclusion (DEI).

#### FY26 Scope

Receive final consultant reports and begin implementing goals and objectives derived from Action Plan. Initial action items include trainings and evaluation of and refinements to administrative processes and practices.

#### FY27 Scope

Continue implementation of goals and objectives.

#### FY28 Scope

Continue implementation of goals and objectives.

SUMMARY OF ESTIMATED COSTS	Prior Year Actuals	FY25 Estimated Actuals	FY26 Budget	FY27 Projections	FY28 Projections	Estimated Future Years	Total
4000 - Staff Costs	\$ -	\$ -	\$ -	\$ -	\$ -	\$ -	\$ -
5000-7000 - Service & Supplies	44,250	246,000	75,000	75,000	75,000	-	515,250
8100 - Real Estate Services	-	-	-	-	-	-	-
8200 - Architect/Engineering Services	-	-	-	-	-	-	-
8300 - Environmental/Planning Services	-	-	-	-	-	-	-
8400 - Inspection/Construction Monitoring	-	-	-	-	-	-	-
8500 - Permitting Fees	-	-	-	-	-	-	-
8600 - Construction	-	-	-	-	-	-	-
8700 - Vehicles & Equipment	-	-	-	-	-	-	-
8800 - Structures	-	-	-	-	-	-	-
<b>Grand Total</b>	<b>\$ 44,250</b>	<b>\$ 246,000</b>	<b>\$ 75,000</b>	<b>\$ 75,000</b>	<b>\$ 75,000</b>	<b>\$ -</b>	<b>\$ 515,250</b>

FUNDING SOURCE	Prior Year Actuals	FY25 Estimated Actuals	FY26 Budget	FY27 Projections	FY28 Projections	Estimated Future Years	Total
10 - General Fund Operating	\$ 44,250	\$ 246,000	\$ 75,000	\$ 75,000	\$ 75,000	\$ -	\$ 515,250
20 - Hawthorn Fund	-	-	-	-	-	-	-
30 - Measure AA Capital	-	-	-	-	-	-	-
40 - General Fund Capital	-	-	-	-	-	-	-
Grants/Partnerships/Other	-	-	-	-	-	-	-
<b>Grand Total</b>	<b>\$ 44,250</b>	<b>\$ 246,000</b>	<b>\$ 75,000</b>	<b>\$ 75,000</b>	<b>\$ 75,000</b>	<b>\$ -</b>	<b>\$ 515,250</b>

**Program:** Assets and Organizational Support  
**Project #:** 10004  
**Fund:** 10 - General Fund Operating

**Operating Budget Impact:** No  
**Area of Interest:**

### FOSM Update

#### Project Purpose

Implement the Financial Organization Sustainability Model (FOSM) Refresh to enhance project and program delivery, organizational structure, and staffing capacity, while ensuring financial sustainability over the next 10+ years.

#### FY26 Scope

Implement FOSM Refresh recommendations scheduled for FY26.

#### FY27 Scope

Implement FOSM Refresh recommendations scheduled for FY27.

#### FY28 Scope

Project completed in prior fiscal year(s).

SUMMARY OF ESTIMATED COSTS	Prior Year Actuals	FY25 Estimated Actuals	FY26 Budget	FY27 Projections	FY28 Projections	Estimated Future Years	Total
4000 - Staff Costs	\$ -	\$ -	\$ -	\$ -	\$ -	\$ -	\$ -
5000-7000 - Service & Supplies	209,900	-	10,000	10,000	-	-	229,900
8100 - Real Estate Services	-	-	-	-	-	-	-
8200 - Architect/Engineering Services	-	-	-	-	-	-	-
8300 - Environmental/Planning Services	-	-	-	-	-	-	-
8400 - Inspection/Construction Monitoring	-	-	-	-	-	-	-
8500 - Permitting Fees	-	-	-	-	-	-	-
8600 - Construction	-	-	-	-	-	-	-
8700 - Vehicles & Equipment	-	-	-	-	-	-	-
8800 - Structures	-	-	-	-	-	-	-
<b>Grand Total</b>	<b>\$ 209,900</b>	<b>\$ -</b>	<b>\$ 10,000</b>	<b>\$ 10,000</b>	<b>\$ -</b>	<b>\$ -</b>	<b>\$ 229,900</b>

FUNDING SOURCE	Prior Year Actuals	FY25 Estimated Actuals	FY26 Budget	FY27 Projections	FY28 Projections	Estimated Future Years	Total
10 - General Fund Operating	\$ 209,900	\$ -	\$ 10,000	\$ 10,000	\$ -	\$ -	\$ 229,900
20 - Hawthorn Fund	-	-	-	-	-	-	-
30 - Measure AA Capital	-	-	-	-	-	-	-
40 - General Fund Capital	-	-	-	-	-	-	-
Grants/Partnerships/Other	-	-	-	-	-	-	-
<b>Grand Total</b>	<b>\$ 209,900</b>	<b>\$ -</b>	<b>\$ 10,000</b>	<b>\$ 10,000</b>	<b>\$ -</b>	<b>\$ -</b>	<b>\$ 229,900</b>

**Program:** Assets and Organizational Support  
**Project #:** 31914  
**Fund:** 40 - General Fund Capital

**Operating Budget Impact:** No  
**Area of Interest:**

### Skyline Field Office Rebuild

#### Project Purpose

Build facility at new site to continue supporting field staff operational needs in the Skyline Field Office (SFO) region.

#### FY26 Scope

Continue feasibility studies and initiate conceptual design development. Drill well if deemed feasible.

#### FY27 Scope

Pending board selection of a conceptual design, initiate schematic design phase. Continue well drilling work if deemed feasible.

#### FY28 Scope

Pending board selection of a project design alternative, initiate CEQA. Pending CEQA certification, initiate land use permits.

SUMMARY OF ESTIMATED COSTS	Prior Year Actuals	FY25 Estimated Actuals	FY26 Budget	FY27 Projections	FY28 Projections	Estimated Future Years	Total
4000 - Staff Costs	\$ -	\$ -	\$ -	\$ -	\$ -	\$ -	\$ -
5000-7000 - Service & Supplies	-	-	-	-	-	-	-
8100 - Real Estate Services	-	-	50,000	-	-	-	50,000
8200 - Architect/Engineering Services	53,194	260,000	175,000	150,000	50,000	-	688,194
8300 - Environmental/Planning Services	-	55,000	-	-	80,000	-	135,000
8400 - Inspection/Construction Monitoring	-	-	-	-	-	160,000	160,000
8500 - Permitting Fees	-	-	5,000	-	5,000	20,000	30,000
8600 - Construction	-	-	100,000	50,000	-	29,000,000	29,150,000
8700 - Vehicles & Equipment	-	-	-	-	-	-	-
8800 - Structures	-	-	-	-	-	-	-
<b>Grand Total</b>	<b>\$ 53,194</b>	<b>\$ 315,000</b>	<b>\$ 330,000</b>	<b>\$ 200,000</b>	<b>\$ 135,000</b>	<b>\$ 29,180,000</b>	<b>\$ 30,213,194</b>

FUNDING SOURCE	Prior Year Actuals	FY25 Estimated Actuals	FY26 Budget	FY27 Projections	FY28 Projections	Estimated Future Years	Total
10 - General Fund Operating	\$ -	\$ -	\$ -	\$ -	\$ -	\$ -	\$ -
20 - Hawthorn Fund	-	-	-	-	-	-	-
30 - Measure AA Capital	-	-	-	-	-	-	-
40 - General Fund Capital	53,194	315,000	330,000	200,000	135,000	29,180,000	30,213,194
Grants/Partnerships/Other	-	-	-	-	-	-	-
<b>Grand Total</b>	<b>\$ 53,194</b>	<b>\$ 315,000</b>	<b>\$ 330,000</b>	<b>\$ 200,000</b>	<b>\$ 135,000</b>	<b>\$ 29,180,000</b>	<b>\$ 30,213,194</b>

**Program:** Assets and Organizational Support  
**Project #:** 31915  
**Fund:** 10 - General Fund Operating

**Operating Budget Impact:** No  
**Area of Interest:**

### Sphere of Influence Boundary Annexation at Sierra Azul Open Space Preserve in Santa Clara County

#### Project Purpose

In coordination with Santa Clara County Local Area Formation Commission (LAFCO), apply for the proposed annexation of land holdings in District ownership that lie within the District's Sphere of Influence to be consistent with LAFCO policies and procedures for efficient government services.

#### FY26 Scope

Outreach to Santa Clara County Local Area Formation Commission (LAFCO) and stakeholders to determine the annexation process, requirements and schedule. Initiate outreach to property owners.

#### FY27 Scope

Initiate development of application materials with consultant support, including a Plan for Services, environmental review and documentation and Fiscal Impacts Report. Conduct community and stakeholder engagement.

#### FY28 Scope

Present draft Service Plan to Board of Directors. Complete CEQA review. Finalize application process.

SUMMARY OF ESTIMATED COSTS	Prior Year Actuals	FY25 Estimated Actuals	FY26 Budget	FY27 Projections	FY28 Projections	Estimated Future Years	Total
4000 - Staff Costs	\$ -	\$ -	\$ -	\$ -	\$ -	\$ -	\$ -
5000-7000 - Service & Supplies	-	-	50,000	100,000	50,000	-	200,000
8100 - Real Estate Services	-	-	-	-	-	-	-
8200 - Architect/Engineering Services	-	-	-	-	-	-	-
8300 - Environmental/Planning Services	-	-	-	-	-	-	-
8400 - Inspection/Construction Monitoring	-	-	-	-	-	-	-
8500 - Permitting Fees	-	-	-	-	-	-	-
8600 - Construction	-	-	-	-	-	-	-
8700 - Vehicles & Equipment	-	-	-	-	-	-	-
8800 - Structures	-	-	-	-	-	-	-
<b>Grand Total</b>	<b>\$ -</b>	<b>\$ -</b>	<b>\$ 50,000</b>	<b>\$ 100,000</b>	<b>\$ 50,000</b>	<b>\$ -</b>	<b>\$ 200,000</b>

FUNDING SOURCE	Prior Year Actuals	FY25 Estimated Actuals	FY26 Budget	FY27 Projections	FY28 Projections	Estimated Future Years	Total
10 - General Fund Operating	\$ -	\$ -	\$ 50,000	\$ 100,000	\$ 50,000	\$ -	\$ 200,000
20 - Hawthorn Fund	-	-	-	-	-	-	-
30 - Measure AA Capital	-	-	-	-	-	-	-
40 - General Fund Capital	-	-	-	-	-	-	-
Grants/Partnerships/Other	-	-	-	-	-	-	-
<b>Grand Total</b>	<b>\$ -</b>	<b>\$ -</b>	<b>\$ 50,000</b>	<b>\$ 100,000</b>	<b>\$ 50,000</b>	<b>\$ -</b>	<b>\$ 200,000</b>

**Program:** Assets and Organizational Support  
**Project #:** 35010  
**Fund:** 40 - General Fund Capital

**Operating Budget Impact:** No  
**Area of Interest:**

### Structure Evaluation and Disposition

#### Project Purpose

Assess condition of vacant structures and gather information to determine long term disposition and implement board-approved decisions.

#### FY26 Scope

Implement board decisions for structures evaluated in FY24/FY25, including structure at the McKannay property and Meyer property. Conduct research and assess the condition of 1-2 additional structures and develop disposition recommendations for board consideration (may include the Monotti and/or Sears Ranch Open Air Barns). The scope of work and budget is subject to change following additional assessment from staff.

#### FY27 Scope

Complete an assessment of structures on October Farms, Gordon Ridge and Lobitos properties and receive Board direction on their disposition. Complete the Board-approved demolition of structures on the Landre Property and the Big Dipper Barn.

#### FY28 Scope

Implement board decisions for structures evaluated in FY26/FY27. Conduct research and assess the condition of 2-3 additional structures and develop disposition recommendations for board consideration. The scope of work and budget is subject to change following additional assessment from staff.

SUMMARY OF ESTIMATED COSTS	Prior Year Actuals	FY25 Estimated Actuals	FY26 Budget	FY27 Projections	FY28 Projections	Estimated Future Years	Total
4000 - Staff Costs	\$ -	\$ -	\$ -	\$ -	\$ -	\$ -	\$ -
5000-7000 - Service & Supplies	-	-	-	-	-	-	-
8100 - Real Estate Services	-	-	-	-	-	-	-
8200 - Architect/Engineering Services	-	11,000	391,000	316,000	105,000	-	823,000
8300 - Environmental/Planning Services	29,433	50,000	83,000	83,000	-	-	245,433
8400 - Inspection/Construction Monitoring	16,920	56,000	47,000	47,000	47,000	-	213,920
8500 - Permitting Fees	2,370	15,000	15,000	15,000	15,000	-	62,370
8600 - Construction	166,845	487,000	805,200	455,200	405,200	-	2,319,445
8700 - Vehicles & Equipment	-	-	-	-	-	-	-
8800 - Structures	-	-	-	-	-	-	-
<b>Grand Total</b>	<b>\$ 215,567</b>	<b>\$ 619,000</b>	<b>\$ 1,341,200</b>	<b>\$ 916,200</b>	<b>\$ 572,200</b>	<b>\$ -</b>	<b>\$ 3,664,167</b>

FUNDING SOURCE	Prior Year Actuals	FY25 Estimated Actuals	FY26 Budget	FY27 Projections	FY28 Projections	Estimated Future Years	Total
10 - General Fund Operating	\$ -	\$ -	\$ -	\$ -	\$ -	\$ -	\$ -
20 - Hawthorn Fund	-	-	-	-	-	-	-
30 - Measure AA Capital	-	-	-	-	-	-	-
40 - General Fund Capital	215,567	619,000	1,341,200	916,200	572,200	-	3,664,167
Grants/Partnerships/Other	-	-	-	-	-	-	-
<b>Grand Total</b>	<b>\$ 215,567</b>	<b>\$ 619,000</b>	<b>\$ 1,341,200</b>	<b>\$ 916,200</b>	<b>\$ 572,200</b>	<b>\$ -</b>	<b>\$ 3,664,167</b>

**Program:** Assets and Organizational Support  
**Project #:** 35034  
**Fund:** 40 - General Fund Capital

**Operating Budget Impact:** No  
**Area of Interest:**

### Prospect Road Culvert Replacement

**Project Purpose**

Replace culvert on Prospect Road. Culvert is beginning to degrade and likely to fail. Prospect Road is the main access road into Fremont Older Preserve.

**FY26 Scope**

Complete construction and project close out.

**FY27 Scope**

Project completed in prior fiscal year(s).

**FY28 Scope**

Project completed in prior fiscal year(s).

SUMMARY OF ESTIMATED COSTS	Prior Year Actuals	FY25 Estimated Actuals	FY26 Budget	FY27 Projections	FY28 Projections	Estimated Future Years	Total
4000 - Staff Costs	\$ -	\$ -	\$ -	\$ -	\$ -	\$ -	\$ -
5000-7000 - Service & Supplies	-	-	-	-	-	-	-
8100 - Real Estate Services	-	-	-	-	-	-	-
8200 - Architect/Engineering Services	62,220	58,750	25,000	-	-	-	145,970
8300 - Environmental/Planning Services	-	10,000	5,000	-	-	-	15,000
8400 - Inspection/Construction Monitoring	-	15,000	20,000	-	-	-	35,000
8500 - Permitting Fees	-	5,000	1,000	-	-	-	6,000
8600 - Construction	-	1,000	301,000	-	-	-	302,000
8700 - Vehicles & Equipment	-	-	-	-	-	-	-
8800 - Structures	-	-	-	-	-	-	-
<b>Grand Total</b>	<b>\$ 62,220</b>	<b>\$ 89,750</b>	<b>\$ 352,000</b>	<b>\$ -</b>	<b>\$ -</b>	<b>\$ -</b>	<b>\$ 503,970</b>

FUNDING SOURCE	Prior Year Actuals	FY25 Estimated Actuals	FY26 Budget	FY27 Projections	FY28 Projections	Estimated Future Years	Total
10 - General Fund Operating	\$ -	\$ -	\$ -	\$ -	\$ -	\$ -	\$ -
20 - Hawthorn Fund	-	-	-	-	-	-	-
30 - Measure AA Capital	-	-	-	-	-	-	-
40 - General Fund Capital	62,220	89,750	352,000	-	-	-	503,970
Grants/Partnerships/Other	-	-	-	-	-	-	-
<b>Grand Total</b>	<b>\$ 62,220</b>	<b>\$ 89,750</b>	<b>\$ 352,000</b>	<b>\$ -</b>	<b>\$ -</b>	<b>\$ -</b>	<b>\$ 503,970</b>



**Program:** Assets and Organizational Support  
**Project #:** 35036  
**Fund:** 40 - General Fund Capital

**Operating Budget Impact:** No  
**Area of Interest:**

### Resource Management Permit for the Former Event Center Site

**Project Purpose**

Comply with conditions of approval to formalize and secure a County of San Mateo Resource Management Permit for the former Event Center site.

**FY26 Scope**

Complete site improvements and finalize actions to secure the Resource Management Permit for the site.

**FY27 Scope**

Project completed in prior fiscal year(s).

**FY28 Scope**

Project completed in prior fiscal year(s).

SUMMARY OF ESTIMATED COSTS	Prior Year Actuals	FY25 Estimated Actuals	FY26 Budget	FY27 Projections	FY28 Projections	Estimated Future Years	Total
4000 - Staff Costs	\$ -	\$ -	\$ -	\$ -	\$ -	\$ -	\$ -
5000-7000 - Service & Supplies	-	-	-	-	-	-	-
8100 - Real Estate Services	-	-	500	-	-	-	500
8200 - Architect/Engineering Services	13,093	128,000	50,000	-	-	-	191,093
8300 - Environmental/Planning Services	-	-	-	-	-	-	-
8400 - Inspection/Construction Monitoring	-	-	-	-	-	-	-
8500 - Permitting Fees	-	10,000	10,000	-	-	-	20,000
8600 - Construction	-	-	300,000	-	-	-	300,000
8700 - Vehicles & Equipment	-	-	-	-	-	-	-
8800 - Structures	-	-	-	-	-	-	-
<b>Grand Total</b>	<b>\$ 13,093</b>	<b>\$ 138,000</b>	<b>\$ 360,500</b>	<b>\$ -</b>	<b>\$ -</b>	<b>\$ -</b>	<b>\$ 511,593</b>

FUNDING SOURCE	Prior Year Actuals	FY25 Estimated Actuals	FY26 Budget	FY27 Projections	FY28 Projections	Estimated Future Years	Total
10 - General Fund Operating	\$ -	\$ -	\$ -	\$ -	\$ -	\$ -	\$ -
20 - Hawthorn Fund	-	-	-	-	-	-	-
30 - Measure AA Capital	-	-	-	-	-	-	-
40 - General Fund Capital	13,093	138,000	360,500	-	-	-	511,593
Grants/Partnerships/Other	-	-	-	-	-	-	-
<b>Grand Total</b>	<b>\$ 13,093</b>	<b>\$ 138,000</b>	<b>\$ 360,500</b>	<b>\$ -</b>	<b>\$ -</b>	<b>\$ -</b>	<b>\$ 511,593</b>

**Program:** Assets and Organizational Support  
**Project #:** 35037  
**Fund:** 40 - General Fund Capital

**Operating Budget Impact:** No  
**Area of Interest:**

### Annex Building Repairs

#### Project Purpose

Repair foundation to the building, which serves as an annex to the Foothills Field Office in support of operational functions.

#### FY26 Scope

Prepare plans, submit for permits and solicit bids for construction.

#### FY27 Scope

Complete construction and project closeout.

#### FY28 Scope

Project completed in prior fiscal year(s).

SUMMARY OF ESTIMATED COSTS	Prior Year Actuals	FY25 Estimated Actuals	FY26 Budget	FY27 Projections	FY28 Projections	Estimated Future Years	Total
4000 - Staff Costs	\$ -	\$ -	\$ -	\$ -	\$ -	\$ -	\$ -
5000-7000 - Service & Supplies	-	-	-	-	-	-	-
8100 - Real Estate Services	-	-	-	-	-	-	-
8200 - Architect/Engineering Services	-	110,000	40,000	15,000	-	-	165,000
8300 - Environmental/Planning Services	-	-	5,000	-	-	-	5,000
8400 - Inspection/Construction Monitoring	-	-	5,000	30,000	-	-	35,000
8500 - Permitting Fees	-	-	15,000	5,000	-	-	20,000
8600 - Construction	-	-	-	125,000	-	-	125,000
8700 - Vehicles & Equipment	-	-	-	-	-	-	-
8800 - Structures	-	-	-	-	-	-	-
<b>Grand Total</b>	<b>\$ -</b>	<b>\$ 110,000</b>	<b>\$ 65,000</b>	<b>\$ 175,000</b>	<b>\$ -</b>	<b>\$ -</b>	<b>\$ 350,000</b>

FUNDING SOURCE	Prior Year Actuals	FY25 Estimated Actuals	FY26 Budget	FY27 Projections	FY28 Projections	Estimated Future Years	Total
10 - General Fund Operating	\$ -	\$ -	\$ -	\$ -	\$ -	\$ -	\$ -
20 - Hawthorn Fund	-	-	-	-	-	-	-
30 - Measure AA Capital	-	-	-	-	-	-	-
40 - General Fund Capital	-	110,000	65,000	175,000	-	-	350,000
Grants/Partnerships/Other	-	-	-	-	-	-	-
<b>Grand Total</b>	<b>\$ -</b>	<b>\$ 110,000</b>	<b>\$ 65,000</b>	<b>\$ 175,000</b>	<b>\$ -</b>	<b>\$ -</b>	<b>\$ 350,000</b>

**Program:** Assets and Organizational Support  
**Project #:** 35038  
**Fund:** 40 - General Fund Capital

**Operating Budget Impact:** No  
**Area of Interest:**

### Cunha House Repair

**Project Purpose**

Remodel attached one bedroom housing unit by replacing flooring, installing an updated bathroom, installing a kitchen, repairing the HVAC repair, and performing electrical repairs to meet current building code to expand employee workforce housing.

**FY26 Scope**

Project not yet started.

**FY27 Scope**

Hire consultant to provide evaluation, recommendations and cost estimate for repairs. Select appropriate repairs.

**FY28 Scope**

Develop plans and submit for permits. Solicit bids, award contract and begin construction.

SUMMARY OF ESTIMATED COSTS	Prior Year Actuals	FY25 Estimated Actuals	FY26 Budget	FY27 Projections	FY28 Projections	Estimated Future Years	Total
4000 - Staff Costs	\$ -	\$ -	\$ -	\$ -	\$ -	\$ -	\$ -
5000-7000 - Service & Supplies	-	-	-	-	-	-	-
8100 - Real Estate Services	-	-	-	-	1,000	-	1,000
8200 - Architect/Engineering Services	-	-	-	40,000	50,000	-	90,000
8300 - Environmental/Planning Services	-	-	-	3,000	2,000	-	5,000
8400 - Inspection/Construction Monitoring	-	-	-	-	5,000	10,000	15,000
8500 - Permitting Fees	-	-	-	-	5,000	5,000	10,000
8600 - Construction	-	-	-	-	100,000	200,000	300,000
8700 - Vehicles & Equipment	-	-	-	-	-	-	-
8800 - Structures	-	-	-	-	-	-	-
<b>Grand Total</b>	<b>\$ -</b>	<b>\$ -</b>	<b>\$ -</b>	<b>\$ 43,000</b>	<b>\$ 163,000</b>	<b>\$ 215,000</b>	<b>\$ 421,000</b>

FUNDING SOURCE	Prior Year Actuals	FY25 Estimated Actuals	FY26 Budget	FY27 Projections	FY28 Projections	Estimated Future Years	Total
10 - General Fund Operating	\$ -	\$ -	\$ -	\$ -	\$ -	\$ -	\$ -
20 - Hawthorn Fund	-	-	-	-	-	-	-
30 - Measure AA Capital	-	-	-	-	-	-	-
40 - General Fund Capital	-	-	-	43,000	163,000	215,000	421,000
Grants/Partnerships/Other	-	-	-	-	-	-	-
<b>Grand Total</b>	<b>\$ -</b>	<b>\$ -</b>	<b>\$ -</b>	<b>\$ 43,000</b>	<b>\$ 163,000</b>	<b>\$ 215,000</b>	<b>\$ 421,000</b>

**Program:** Assets and Organizational Support  
**Project #:** 35039  
**Fund:** 40 - General Fund Capital

**Operating Budget Impact:** No  
**Area of Interest:**

### Allen Road Washout Repair

#### Project Purpose

Assess options to restore access for fire trucks after washout of Allen Road, a key fire road between Bechtel and Paulin properties in La Honda Creek Preserve.

#### FY26 Scope

Receive regulatory permits, finalize construction documents and submit for local permits. Prepare bid package, solicit bids, award contract and begin construction.

#### FY27 Scope

Complete construction and project closeout.

#### FY28 Scope

Project completed in prior fiscal year(s).

SUMMARY OF ESTIMATED COSTS	Prior Year Actuals	FY25 Estimated Actuals	FY26 Budget	FY27 Projections	FY28 Projections	Estimated Future Years	Total
4000 - Staff Costs	\$ -	\$ -	\$ -	\$ -	\$ -	\$ -	\$ -
5000-7000 - Service & Supplies	-	-	-	-	-	-	-
8100 - Real Estate Services	-	-	-	-	-	-	-
8200 - Architect/Engineering Services	17,330	3,000	2,000	2,000	-	-	24,330
8300 - Environmental/Planning Services	6,872	2,000	1,000	-	-	-	9,872
8400 - Inspection/Construction Monitoring	-	-	2,000	5,000	-	-	7,000
8500 - Permitting Fees	-	2,000	4,000	3,000	-	-	9,000
8600 - Construction	-	-	41,000	75,000	-	-	116,000
8700 - Vehicles & Equipment	-	-	-	-	-	-	-
8800 - Structures	-	-	-	-	-	-	-
<b>Grand Total</b>	<b>\$ 24,202</b>	<b>\$ 7,000</b>	<b>\$ 50,000</b>	<b>\$ 85,000</b>	<b>\$ -</b>	<b>\$ -</b>	<b>\$ 166,202</b>

FUNDING SOURCE	Prior Year Actuals	FY25 Estimated Actuals	FY26 Budget	FY27 Projections	FY28 Projections	Estimated Future Years	Total
10 - General Fund Operating	\$ -	\$ -	\$ -	\$ -	\$ -	\$ -	\$ -
20 - Hawthorn Fund	-	-	-	-	-	-	-
30 - Measure AA Capital	-	-	-	-	-	-	-
40 - General Fund Capital	24,202	7,000	50,000	85,000	-	-	166,202
Grants/Partnerships/Other	-	-	-	-	-	-	-
<b>Grand Total</b>	<b>\$ 24,202</b>	<b>\$ 7,000</b>	<b>\$ 50,000</b>	<b>\$ 85,000</b>	<b>\$ -</b>	<b>\$ -</b>	<b>\$ 166,202</b>

**Program:** Assets and Organizational Support  
**Project #:** 35040  
**Fund:** 40 - General Fund Capital

**Operating Budget Impact:** Yes  
**Area of Interest:**

### FFO Solar Panels/EV Chargers

#### Project Purpose

Install solar panels on Foothills Field Office (FFO) shop and EV chargers.

#### FY26 Scope

Evaluate feasibility of solar power installation for FFO, EV charger quantity and location.

#### FY27 Scope

Prepare plans, submit for permits and solicit bids for construction. Initiate construction.

#### FY28 Scope

Complete construction and project closeout.

SUMMARY OF ESTIMATED COSTS	Prior Year Actuals	FY25 Estimated Actuals	FY26 Budget	FY27 Projections	FY28 Projections	Estimated Future Years	Total
4000 - Staff Costs	\$ -	\$ -	\$ -	\$ -	\$ -	\$ -	\$ -
5000-7000 - Service & Supplies	-	-	-	-	-	-	-
8100 - Real Estate Services	-	-	-	-	-	-	-
8200 - Architect/Engineering Services	-	-	35,000	25,000	10,000	-	70,000
8300 - Environmental/Planning Services	-	-	10,000	-	-	-	10,000
8400 - Inspection/Construction Monitoring	-	-	-	5,000	5,000	-	10,000
8500 - Permitting Fees	-	-	5,000	10,000	5,000	-	20,000
8600 - Construction	-	-	-	231,000	230,000	-	461,000
8700 - Vehicles & Equipment	-	-	-	-	-	-	-
8800 - Structures	-	-	-	-	-	-	-
<b>Grand Total</b>	<b>\$ -</b>	<b>\$ -</b>	<b>\$ 50,000</b>	<b>\$ 271,000</b>	<b>\$ 250,000</b>	<b>\$ -</b>	<b>\$ 571,000</b>

FUNDING SOURCE	Prior Year Actuals	FY25 Estimated Actuals	FY26 Budget	FY27 Projections	FY28 Projections	Estimated Future Years	Total
10 - General Fund Operating	\$ -	\$ -	\$ -	\$ -	\$ -	\$ -	\$ -
20 - Hawthorn Fund	-	-	-	-	-	-	-
30 - Measure AA Capital	-	-	-	-	-	-	-
40 - General Fund Capital	-	-	50,000	271,000	250,000	-	571,000
Grants/Partnerships/Other	-	-	-	-	-	-	-
<b>Grand Total</b>	<b>\$ -</b>	<b>\$ -</b>	<b>\$ 50,000</b>	<b>\$ 271,000</b>	<b>\$ 250,000</b>	<b>\$ -</b>	<b>\$ 571,000</b>

**Program:** Assets and Organizational Support  
**Project #:** 35041  
**Fund:** 40 - General Fund Capital

**Operating Budget Impact:** No  
**Area of Interest:**

### Fremont Older Residence Roof Replacement

**Project Purpose**

Repair roof and associated framing to ensure longevity of structure. Permit, bid and repair roof and associated amenities.

**FY26 Scope**

Prepare plans, submit for permits, solicit bids for construction and complete roof replacement.

**FY27 Scope**

Project completed in prior fiscal year(s).

**FY28 Scope**

Project completed in prior fiscal year(s).

SUMMARY OF ESTIMATED COSTS	Prior Year Actuals	FY25 Estimated Actuals	FY26 Budget	FY27 Projections	FY28 Projections	Estimated Future Years	Total
4000 - Staff Costs	\$ -	\$ -	\$ -	\$ -	\$ -	\$ -	\$ -
5000-7000 - Service & Supplies	-	-	-	-	-	-	-
8100 - Real Estate Services	-	-	-	-	-	-	-
8200 - Architect/Engineering Services	-	35,000	1,000	-	-	-	36,000
8300 - Environmental/Planning Services	-	10,000	-	-	-	-	10,000
8400 - Inspection/Construction Monitoring	-	-	10,000	-	-	-	10,000
8500 - Permitting Fees	-	5,000	11,000	-	-	-	16,000
8600 - Construction	-	-	151,000	-	-	-	151,000
8700 - Vehicles & Equipment	-	-	-	-	-	-	-
8800 - Structures	-	-	-	-	-	-	-
<b>Grand Total</b>	<b>\$ -</b>	<b>\$ 50,000</b>	<b>\$ 173,000</b>	<b>\$ -</b>	<b>\$ -</b>	<b>\$ -</b>	<b>\$ 223,000</b>

FUNDING SOURCE	Prior Year Actuals	FY25 Estimated Actuals	FY26 Budget	FY27 Projections	FY28 Projections	Estimated Future Years	Total
10 - General Fund Operating	\$ -	\$ -	\$ -	\$ -	\$ -	\$ -	\$ -
20 - Hawthorn Fund	-	-	-	-	-	-	-
30 - Measure AA Capital	-	-	-	-	-	-	-
40 - General Fund Capital	-	50,000	173,000	-	-	-	223,000
Grants/Partnerships/Other	-	-	-	-	-	-	-
<b>Grand Total</b>	<b>\$ -</b>	<b>\$ 50,000</b>	<b>\$ 173,000</b>	<b>\$ -</b>	<b>\$ -</b>	<b>\$ -</b>	<b>\$ 223,000</b>

**Program:** Assets and Organizational Support  
**Project #:** 35042  
**Fund:** 40 - General Fund Capital

**Operating Budget Impact:** No  
**Area of Interest:**

### Lone Madrone Mobile Home Replacement

**Project Purpose**

Replace existing mobile home that has reached the end of its useful life and remove/ demolish existing attached mobile home from barn structure.

**FY26 Scope**

Deferred to FY27.

**FY27 Scope**

Prepare plans and submit for permits.

**FY28 Scope**

Solicit bids for construction and complete construction.

SUMMARY OF ESTIMATED COSTS	Prior Year Actuals	FY25 Estimated Actuals	FY26 Budget	FY27 Projections	FY28 Projections	Estimated Future Years	Total
4000 - Staff Costs	\$ -	\$ -	\$ -	\$ -	\$ -	\$ -	\$ -
5000-7000 - Service & Supplies	-	-	-	-	-	-	-
8100 - Real Estate Services	-	-	-	-	1,000	-	1,000
8200 - Architect/Engineering Services	-	-	-	35,000	-	-	35,000
8300 - Environmental/Planning Services	-	-	-	-	5,000	-	5,000
8400 - Inspection/Construction Monitoring	-	-	-	10,000	-	-	10,000
8500 - Permitting Fees	-	-	-	-	10,000	-	10,000
8600 - Construction	-	-	-	-	500,000	-	500,000
8700 - Vehicles & Equipment	-	-	-	-	-	-	-
8800 - Structures	-	-	-	-	-	-	-
<b>Grand Total</b>	<b>\$ -</b>	<b>\$ -</b>	<b>\$ -</b>	<b>\$ 45,000</b>	<b>\$ 516,000</b>	<b>\$ -</b>	<b>\$ 561,000</b>

FUNDING SOURCE	Prior Year Actuals	FY25 Estimated Actuals	FY26 Budget	FY27 Projections	FY28 Projections	Estimated Future Years	Total
10 - General Fund Operating	\$ -	\$ -	\$ -	\$ -	\$ -	\$ -	\$ -
20 - Hawthorn Fund	-	-	-	-	-	-	-
30 - Measure AA Capital	-	-	-	-	-	-	-
40 - General Fund Capital	-	-	-	45,000	516,000	-	561,000
Grants/Partnerships/Other	-	-	-	-	-	-	-
<b>Grand Total</b>	<b>\$ -</b>	<b>\$ -</b>	<b>\$ -</b>	<b>\$ 45,000</b>	<b>\$ 516,000</b>	<b>\$ -</b>	<b>\$ 561,000</b>

**Program:** Assets and Organizational Support  
**Project #:** 35043  
**Fund:** 40 - General Fund Capital

**Operating Budget Impact:** No  
**Area of Interest:**

### Schilling Lake Spillway Repair

**Project Purpose**

Repair spillway culvert to prevent erosion of dam.

**FY26 Scope**

Solicit quotes for engineering design services for the culvert replacement or spillway redesign. Begin design development and complete historic, cultural, botanical, and resource assessments.

**FY27 Scope**

Finalize CEQA, complete permitting, and complete bidding process. Begin construction.

**FY28 Scope**

Complete construction.

SUMMARY OF ESTIMATED COSTS	Prior Year Actuals	FY25 Estimated Actuals	FY26 Budget	FY27 Projections	FY28 Projections	Estimated Future Years	Total
4000 - Staff Costs	\$ -	\$ -	\$ -	\$ -	\$ -	\$ -	\$ -
5000-7000 - Service & Supplies	-	-	-	-	-	-	-
8100 - Real Estate Services	-	-	-	-	-	-	-
8200 - Architect/Engineering Services	-	-	110,000	85,000	85,000	-	280,000
8300 - Environmental/Planning Services	-	-	35,000	30,000	20,000	-	85,000
8400 - Inspection/Construction Monitoring	-	-	-	40,000	80,000	-	120,000
8500 - Permitting Fees	-	-	20,000	50,000	-	-	70,000
8600 - Construction	-	-	-	50,000	240,000	-	290,000
8700 - Vehicles & Equipment	-	-	-	-	-	-	-
8800 - Structures	-	-	-	-	-	-	-
<b>Grand Total</b>	<b>\$ -</b>	<b>\$ -</b>	<b>\$ 165,000</b>	<b>\$ 255,000</b>	<b>\$ 425,000</b>	<b>\$ -</b>	<b>\$ 845,000</b>

FUNDING SOURCE	Prior Year Actuals	FY25 Estimated Actuals	FY26 Budget	FY27 Projections	FY28 Projections	Estimated Future Years	Total
10 - General Fund Operating	\$ -	\$ -	\$ -	\$ -	\$ -	\$ -	\$ -
20 - Hawthorn Fund	-	-	-	-	-	-	-
30 - Measure AA Capital	-	-	-	-	-	-	-
40 - General Fund Capital	-	-	165,000	255,000	425,000	-	845,000
Grants/Partnerships/Other	-	-	-	-	-	-	-
<b>Grand Total</b>	<b>\$ -</b>	<b>\$ -</b>	<b>\$ 165,000</b>	<b>\$ 255,000</b>	<b>\$ 425,000</b>	<b>\$ -</b>	<b>\$ 845,000</b>



**Program:** Assets and Organizational Support  
**Project #:** 35044  
**Fund:** 40 - General Fund Capital

**Operating Budget Impact:** Yes  
**Area of Interest:**

### Coastal Area Office Build Out

**Project Purpose**

Build out a coastal area office to support management and maintenance of coastal land holdings.

**FY26 Scope**

Conduct programming, design development, and environmental review.

**FY27 Scope**

Finalize design development, permitting, and environmental review.

**FY28 Scope**

Solicit bids and award a contract for construction. Begin construction.

SUMMARY OF ESTIMATED COSTS	Prior Year Actuals	FY25 Estimated Actuals	FY26 Budget	FY27 Projections	FY28 Projections	Estimated Future Years	Total
4000 - Staff Costs	\$ -	\$ -	\$ -	\$ -	\$ -	\$ -	\$ -
5000-7000 - Service & Supplies	-	-	-	-	-	-	-
8100 - Real Estate Services	-	-	-	-	1,000	-	1,000
8200 - Architect/Engineering Services	-	100,000	250,000	400,000	-	-	750,000
8300 - Environmental/Planning Services	-	-	70,000	-	-	-	70,000
8400 - Inspection/Construction Monitoring	-	-	-	-	60,000	-	60,000
8500 - Permitting Fees	-	-	-	60,000	-	-	60,000
8600 - Construction	-	-	-	-	8,000,000	2,000,000	10,000,000
8700 - Vehicles & Equipment	-	-	-	-	-	-	-
8800 - Structures	-	-	-	-	-	-	-
<b>Grand Total</b>	<b>\$ -</b>	<b>\$ 100,000</b>	<b>\$ 320,000</b>	<b>\$ 460,000</b>	<b>\$ 8,061,000</b>	<b>\$ 2,000,000</b>	<b>\$ 10,941,000</b>

FUNDING SOURCE	Prior Year Actuals	FY25 Estimated Actuals	FY26 Budget	FY27 Projections	FY28 Projections	Estimated Future Years	Total
10 - General Fund Operating	\$ -	\$ -	\$ -	\$ -	\$ -	\$ -	\$ -
20 - Hawthorn Fund	-	-	-	-	-	-	-
30 - Measure AA Capital	-	-	-	-	-	-	-
40 - General Fund Capital	-	100,000	320,000	460,000	8,061,000	2,000,000	10,941,000
Grants/Partnerships/Other	-	-	-	-	-	-	-
<b>Grand Total</b>	<b>\$ -</b>	<b>\$ 100,000</b>	<b>\$ 320,000</b>	<b>\$ 460,000</b>	<b>\$ 8,061,000</b>	<b>\$ 2,000,000</b>	<b>\$ 10,941,000</b>

**Program:** Assets and Organizational Support  
**Project #:** 35045  
**Fund:** 40 - General Fund Capital

**Operating Budget Impact:** No  
**Area of Interest:**

### Administrative Office Solar Expansion

**Project Purpose**

Expand existing solar array at the administrative office utilizing panels previously purchased for the Skyline Field Office (SFO).

**FY26 Scope**

Project not yet started.

**FY27 Scope**

Prepare design documents and submit for local and utility permitting.

**FY28 Scope**

Receive required permits. Install additional panels and submit interconnection request to utility. Receive permission to operate and commission system.

SUMMARY OF ESTIMATED COSTS	Prior Year Actuals	FY25 Estimated Actuals	FY26 Budget	FY27 Projections	FY28 Projections	Estimated Future Years	Total
4000 - Staff Costs	\$ -	\$ -	\$ -	\$ -	\$ -	\$ -	\$ -
5000-7000 - Service & Supplies	-	-	-	-	-	-	-
8100 - Real Estate Services	-	-	-	-	-	-	-
8200 - Architect/Engineering Services	-	-	-	-	-	-	-
8300 - Environmental/Planning Services	-	-	-	-	-	-	-
8400 - Inspection/Construction Monitoring	-	-	-	-	-	-	-
8500 - Permitting Fees	-	-	-	6,000	5,000	-	11,000
8600 - Construction	-	-	-	64,000	102,000	-	166,000
8700 - Vehicles & Equipment	-	-	-	-	-	-	-
8800 - Structures	-	-	-	-	-	-	-
<b>Grand Total</b>	<b>\$ -</b>	<b>\$ -</b>	<b>\$ -</b>	<b>\$ 70,000</b>	<b>\$ 107,000</b>	<b>\$ -</b>	<b>\$ 177,000</b>

FUNDING SOURCE	Prior Year Actuals	FY25 Estimated Actuals	FY26 Budget	FY27 Projections	FY28 Projections	Estimated Future Years	Total
10 - General Fund Operating	\$ -	\$ -	\$ -	\$ -	\$ -	\$ -	\$ -
20 - Hawthorn Fund	-	-	-	-	-	-	-
30 - Measure AA Capital	-	-	-	-	-	-	-
40 - General Fund Capital	-	-	-	70,000	107,000	-	177,000
Grants/Partnerships/Other	-	-	-	-	-	-	-
<b>Grand Total</b>	<b>\$ -</b>	<b>\$ -</b>	<b>\$ -</b>	<b>\$ 70,000</b>	<b>\$ 107,000</b>	<b>\$ -</b>	<b>\$ 177,000</b>

**Program:** Assets and Organizational Support  
**Project #:** 35046  
**Fund:** 40 - General Fund Capital

**Operating Budget Impact:** Yes  
**Area of Interest:**

### Visitor Services Storage Unit

**Project Purpose**

Create a storage facility at the Administrative Office for Visitor Services Department.

**FY26 Scope**

Coordinate storage needs. Develop construction documents, procure permits as needed, bid and install facilities.

**FY27 Scope**

Project completed in prior fiscal year(s).

**FY28 Scope**

Project completed in prior fiscal year(s).

SUMMARY OF ESTIMATED COSTS	Prior Year Actuals	FY25 Estimated Actuals	FY26 Budget	FY27 Projections	FY28 Projections	Estimated Future Years	Total
4000 - Staff Costs	\$ -	\$ -	\$ -	\$ -	\$ -	\$ -	\$ -
5000-7000 - Service & Supplies	-	-	-	-	-	-	-
8100 - Real Estate Services	-	-	500	-	-	-	500
8200 - Architect/Engineering Services	-	-	-	-	-	-	-
8300 - Environmental/Planning Services	-	-	-	-	-	-	-
8400 - Inspection/Construction Monitoring	-	-	-	-	-	-	-
8500 - Permitting Fees	-	-	1,000	-	-	-	1,000
8600 - Construction	-	-	25,000	-	-	-	25,000
8700 - Vehicles & Equipment	-	-	-	-	-	-	-
8800 - Structures	-	-	-	-	-	-	-
<b>Grand Total</b>	<b>\$ -</b>	<b>\$ -</b>	<b>\$ 26,500</b>	<b>\$ -</b>	<b>\$ -</b>	<b>\$ -</b>	<b>\$ 26,500</b>

FUNDING SOURCE	Prior Year Actuals	FY25 Estimated Actuals	FY26 Budget	FY27 Projections	FY28 Projections	Estimated Future Years	Total
10 - General Fund Operating	\$ -	\$ -	\$ -	\$ -	\$ -	\$ -	\$ -
20 - Hawthorn Fund	-	-	-	-	-	-	-
30 - Measure AA Capital	-	-	-	-	-	-	-
40 - General Fund Capital	-	-	26,500	-	-	-	26,500
Grants/Partnerships/Other	-	-	-	-	-	-	-
<b>Grand Total</b>	<b>\$ -</b>	<b>\$ -</b>	<b>\$ 26,500</b>	<b>\$ -</b>	<b>\$ -</b>	<b>\$ -</b>	<b>\$ 26,500</b>

**Program:** Assets and Organizational Support  
**Project #:** 40014  
**Fund:** 10 - General Fund Operating

**Operating Budget Impact:** No  
**Area of Interest:**

### Legislative Initiative Regarding Permitting

#### Project Purpose

Potential legislation to enable permit streamlining for PRC 5500 independent special districts.

#### FY26 Scope

If necessary, pursue sponsored legislation through the 2025-26 state legislative session (calendar year).

#### FY27 Scope

If necessary, continue to pursue sponsored legislation through the 2027-28 legislative session (calendar year).

#### FY28 Scope

If necessary, continue to pursue sponsored legislation through the 2027-28 legislative session (calendar year).

SUMMARY OF ESTIMATED COSTS	Prior Year Actuals	FY25 Estimated Actuals	FY26 Budget	FY27 Projections	FY28 Projections	Estimated Future Years	Total
4000 - Staff Costs	\$ -	\$ -	\$ -	\$ -	\$ -	\$ -	\$ -
5000-7000 - Service & Supplies	-	-	67,200	67,200	67,200	-	201,600
8100 - Real Estate Services	-	-	-	-	-	-	-
8200 - Architect/Engineering Services	-	-	-	-	-	-	-
8300 - Environmental/Planning Services	-	-	-	-	-	-	-
8400 - Inspection/Construction Monitoring	-	-	-	-	-	-	-
8500 - Permitting Fees	-	-	-	-	-	-	-
8600 - Construction	-	-	-	-	-	-	-
8700 - Vehicles & Equipment	-	-	-	-	-	-	-
8800 - Structures	-	-	-	-	-	-	-
<b>Grand Total</b>	<b>\$ -</b>	<b>\$ -</b>	<b>\$ 67,200</b>	<b>\$ 67,200</b>	<b>\$ 67,200</b>	<b>\$ -</b>	<b>\$ 201,600</b>

FUNDING SOURCE	Prior Year Actuals	FY25 Estimated Actuals	FY26 Budget	FY27 Projections	FY28 Projections	Estimated Future Years	Total
10 - General Fund Operating	\$ -	\$ -	\$ 67,200	\$ 67,200	\$ 67,200	\$ -	\$ 201,600
20 - Hawthorn Fund	-	-	-	-	-	-	-
30 - Measure AA Capital	-	-	-	-	-	-	-
40 - General Fund Capital	-	-	-	-	-	-	-
Grants/Partnerships/Other	-	-	-	-	-	-	-
<b>Grand Total</b>	<b>\$ -</b>	<b>\$ -</b>	<b>\$ 67,200</b>	<b>\$ 67,200</b>	<b>\$ 67,200</b>	<b>\$ -</b>	<b>\$ 201,600</b>

**Program:** Assets and Organizational Support  
**Project #:** 51709  
**Fund:** 10 - General Fund Operating

**Operating Budget Impact:** Yes  
**Area of Interest:**

### Cybersecurity Implementation

**Project Purpose**

Improve Midpen's cybersecurity posture by implementing projects identified in the cybersecurity audit.

**FY26 Scope**

Implement Year 2 recommendations from the cybersecurity audit.

**FY27 Scope**

Implement Year 3 recommendations from the cybersecurity audit.

**FY28 Scope**

Project completed in prior fiscal year(s).

SUMMARY OF ESTIMATED COSTS	Prior Year Actuals	FY25 Estimated Actuals	FY26 Budget	FY27 Projections	FY28 Projections	Estimated Future Years	Total
4000 - Staff Costs	\$ -	\$ -	\$ -	\$ -	\$ -	\$ -	\$ -
5000-7000 - Service & Supplies	-	56,000	25,000	20,000	-	-	101,000
8100 - Real Estate Services	-	-	-	-	-	-	-
8200 - Architect/Engineering Services	-	-	-	-	-	-	-
8300 - Environmental/Planning Services	-	-	-	-	-	-	-
8400 - Inspection/Construction Monitoring	-	-	-	-	-	-	-
8500 - Permitting Fees	-	-	-	-	-	-	-
8600 - Construction	-	-	-	-	-	-	-
8700 - Vehicles & Equipment	-	-	-	-	-	-	-
8800 - Structures	-	-	-	-	-	-	-
<b>Grand Total</b>	<b>\$ -</b>	<b>\$ 56,000</b>	<b>\$ 25,000</b>	<b>\$ 20,000</b>	<b>\$ -</b>	<b>\$ -</b>	<b>\$ 101,000</b>

FUNDING SOURCE	Prior Year Actuals	FY25 Estimated Actuals	FY26 Budget	FY27 Projections	FY28 Projections	Estimated Future Years	Total
10 - General Fund Operating	\$ -	\$ 56,000	\$ 25,000	\$ 20,000	\$ -	\$ -	\$ 101,000
20 - Hawthorn Fund	-	-	-	-	-	-	-
30 - Measure AA Capital	-	-	-	-	-	-	-
40 - General Fund Capital	-	-	-	-	-	-	-
Grants/Partnerships/Other	-	-	-	-	-	-	-
<b>Grand Total</b>	<b>\$ -</b>	<b>\$ 56,000</b>	<b>\$ 25,000</b>	<b>\$ 20,000</b>	<b>\$ -</b>	<b>\$ -</b>	<b>\$ 101,000</b>

**Program:** Assets and Organizational Support  
**Project #:** 61051  
**Fund:** 40 - General Fund Capital

**Operating Budget Impact:** No  
**Area of Interest:**

### Skyline Ridge Road Repair at Big Dipper Inholding

**Project Purpose**

Need to repair/replace Skyline Ridge culvert and repair failure to access road at Big Dipper inholding.

**FY26 Scope**

Complete construction and project closeout.

**FY27 Scope**

Project completed in prior fiscal year(s).

**FY28 Scope**

Project completed in prior fiscal year(s).

SUMMARY OF ESTIMATED COSTS	Prior Year Actuals	FY25 Estimated Actuals	FY26 Budget	FY27 Projections	FY28 Projections	Estimated Future Years	Total
4000 - Staff Costs	\$ -	\$ -	\$ -	\$ -	\$ -	\$ -	\$ -
5000-7000 - Service & Supplies	-	-	-	-	-	-	-
8100 - Real Estate Services	-	500	-	-	-	-	500
8200 - Architect/Engineering Services	9,753	61,000	-	-	-	-	70,753
8300 - Environmental/Planning Services	-	5,000	-	-	-	-	5,000
8400 - Inspection/Construction Monitoring	-	-	-	-	-	-	-
8500 - Permitting Fees	-	3,000	-	-	-	-	3,000
8600 - Construction	-	130,000	50,000	-	-	-	180,000
8700 - Vehicles & Equipment	-	-	-	-	-	-	-
8800 - Structures	-	-	-	-	-	-	-
<b>Grand Total</b>	<b>\$ 9,753</b>	<b>\$ 199,500</b>	<b>\$ 50,000</b>	<b>\$ -</b>	<b>\$ -</b>	<b>\$ -</b>	<b>\$ 259,253</b>

FUNDING SOURCE	Prior Year Actuals	FY25 Estimated Actuals	FY26 Budget	FY27 Projections	FY28 Projections	Estimated Future Years	Total
10 - General Fund Operating	\$ -	\$ -	\$ -	\$ -	\$ -	\$ -	\$ -
20 - Hawthorn Fund	-	-	-	-	-	-	-
30 - Measure AA Capital	-	-	-	-	-	-	-
40 - General Fund Capital	9,753	199,500	50,000	-	-	-	259,253
Grants/Partnerships/Other	-	-	-	-	-	-	-
<b>Grand Total</b>	<b>\$ 9,753</b>	<b>\$ 199,500</b>	<b>\$ 50,000</b>	<b>\$ -</b>	<b>\$ -</b>	<b>\$ -</b>	<b>\$ 259,253</b>

**Program:** Assets and Organizational Support  
**Project #:** 61054  
**Fund:** 40 - General Fund Capital

**Operating Budget Impact:** No  
**Area of Interest:**

### Replace Bridge MRBR1 in Miramontes Ridge Preserve

**Project Purpose**

Replace existing underrated weight bridge at MRBR1 to a bridge or culvert rated greater than 10,000 pounds to improve a key fire access route.

**FY26 Scope**

Design replacement crossing (culvert or bridge).

**FY27 Scope**

Secure permits.

**FY28 Scope**

Prepare bid documents.

SUMMARY OF ESTIMATED COSTS	Prior Year Actuals	FY25 Estimated Actuals	FY26 Budget	FY27 Projections	FY28 Projections	Estimated Future Years	Total
4000 - Staff Costs	\$ -	\$ -	\$ -	\$ -	\$ -	\$ -	\$ -
5000-7000 - Service & Supplies	-	-	-	-	-	-	-
8100 - Real Estate Services	-	-	-	-	-	-	-
8200 - Architect/Engineering Services	-	-	20,000	80,000	-	-	100,000
8300 - Environmental/Planning Services	-	-	50,000	-	-	-	50,000
8400 - Inspection/Construction Monitoring	-	-	-	-	70,000	-	70,000
8500 - Permitting Fees	-	-	35,000	15,000	-	-	50,000
8600 - Construction	-	-	-	-	-	500,000	500,000
8700 - Vehicles & Equipment	-	-	-	-	-	-	-
8800 - Structures	-	-	-	-	-	-	-
<b>Grand Total</b>	<b>\$ -</b>	<b>\$ -</b>	<b>\$ 105,000</b>	<b>\$ 95,000</b>	<b>\$ 70,000</b>	<b>\$ 500,000</b>	<b>\$ 770,000</b>

FUNDING SOURCE	Prior Year Actuals	FY25 Estimated Actuals	FY26 Budget	FY27 Projections	FY28 Projections	Estimated Future Years	Total
10 - General Fund Operating	\$ -	\$ -	\$ -	\$ -	\$ -	\$ -	\$ -
20 - Hawthorn Fund	-	-	-	-	-	-	-
30 - Measure AA Capital	-	-	-	-	-	-	-
40 - General Fund Capital	-	-	105,000	95,000	70,000	500,000	770,000
Grants/Partnerships/Other	-	-	-	-	-	-	-
<b>Grand Total</b>	<b>\$ -</b>	<b>\$ -</b>	<b>\$ 105,000</b>	<b>\$ 95,000</b>	<b>\$ 70,000</b>	<b>\$ 500,000</b>	<b>\$ 770,000</b>

**Program:** Assets and Organizational Support  
**Project #:** 61055  
**Fund:** 40 - General Fund Capital

**Operating Budget Impact:** No  
**Area of Interest:**

### Replace Roof on Coal Creek Barn

#### Project Purpose

Following storm damage to roof, perform structural assessment to determine the opportunities and constraints for rehabilitation, stabilization or repair; identify regulatory requirements for structure stabilization and provide options with high-level cost estimates.

#### FY26 Scope

Contract for a structural assessment and prepare construction documents for roof replacement.

#### FY27 Scope

Bid project. Complete construction and project close out.

#### FY28 Scope

Project completed in prior fiscal year(s).

SUMMARY OF ESTIMATED COSTS	Prior Year Actuals	FY25 Estimated Actuals	FY26 Budget	FY27 Projections	FY28 Projections	Estimated Future Years	Total
4000 - Staff Costs	\$ -	\$ -	\$ -	\$ -	\$ -	\$ -	\$ -
5000-7000 - Service & Supplies	-	-	-	-	-	-	-
8100 - Real Estate Services	-	-	-	-	-	-	-
8200 - Architect/Engineering Services	-	-	55,000	10,000	-	-	65,000
8300 - Environmental/Planning Services	-	-	10,000	-	-	-	10,000
8400 - Inspection/Construction Monitoring	-	-	11,500	11,500	-	-	23,000
8500 - Permitting Fees	-	-	6,500	5,000	-	-	11,500
8600 - Construction	-	-	1,000	230,000	-	-	231,000
8700 - Vehicles & Equipment	-	-	-	-	-	-	-
8800 - Structures	-	-	-	-	-	-	-
<b>Grand Total</b>	<b>\$ -</b>	<b>\$ -</b>	<b>\$ 84,000</b>	<b>\$ 256,500</b>	<b>\$ -</b>	<b>\$ -</b>	<b>\$ 340,500</b>

FUNDING SOURCE	Prior Year Actuals	FY25 Estimated Actuals	FY26 Budget	FY27 Projections	FY28 Projections	Estimated Future Years	Total
10 - General Fund Operating	\$ -	\$ -	\$ -	\$ -	\$ -	\$ -	\$ -
20 - Hawthorn Fund	-	-	-	-	-	-	-
30 - Measure AA Capital	-	-	-	-	-	-	-
40 - General Fund Capital	-	-	84,000	256,500	-	-	340,500
Grants/Partnerships/Other	-	-	-	-	-	-	-
<b>Grand Total</b>	<b>\$ -</b>	<b>\$ -</b>	<b>\$ 84,000</b>	<b>\$ 256,500</b>	<b>\$ -</b>	<b>\$ -</b>	<b>\$ 340,500</b>



**Program:** Assets and Organizational Support  
**Project #:** 61057  
**Fund:** 40 - General Fund Capital

**Operating Budget Impact:** No  
**Area of Interest:**

### Title 24 Residential Improvements

**Project Purpose**

Improve energy efficiency to comply with CA Title 24 regulations for residential properties.

**FY26 Scope**

Solicit bids, award a contract, and complete the Title 24 improvements.

**FY27 Scope**

Project completed in prior fiscal year(s).

**FY28 Scope**

Project completed in prior fiscal year(s).

SUMMARY OF ESTIMATED COSTS	Prior Year Actuals	FY25 Estimated Actuals	FY26 Budget	FY27 Projections	FY28 Projections	Estimated Future Years	Total
4000 - Staff Costs	\$ -	\$ -	\$ -	\$ -	\$ -	\$ -	\$ -
5000-7000 - Service & Supplies	-	-	-	-	-	-	-
8100 - Real Estate Services	-	-	-	-	-	-	-
8200 - Architect/Engineering Services	-	-	-	-	-	-	-
8300 - Environmental/Planning Services	-	-	-	-	-	-	-
8400 - Inspection/Construction Monitoring	-	-	3,000	-	-	-	3,000
8500 - Permitting Fees	-	-	-	-	-	-	-
8600 - Construction	-	-	156,000	-	-	-	156,000
8700 - Vehicles & Equipment	-	-	-	-	-	-	-
8800 - Structures	-	-	-	-	-	-	-
<b>Grand Total</b>	<b>\$ -</b>	<b>\$ -</b>	<b>\$ 159,000</b>	<b>\$ -</b>	<b>\$ -</b>	<b>\$ -</b>	<b>\$ 159,000</b>

FUNDING SOURCE	Prior Year Actuals	FY25 Estimated Actuals	FY26 Budget	FY27 Projections	FY28 Projections	Estimated Future Years	Total
10 - General Fund Operating	\$ -	\$ -	\$ -	\$ -	\$ -	\$ -	\$ -
20 - Hawthorn Fund	-	-	-	-	-	-	-
30 - Measure AA Capital	-	-	-	-	-	-	-
40 - General Fund Capital	-	-	159,000	-	-	-	159,000
Grants/Partnerships/Other	-	-	-	-	-	-	-
<b>Grand Total</b>	<b>\$ -</b>	<b>\$ -</b>	<b>\$ 159,000</b>	<b>\$ -</b>	<b>\$ -</b>	<b>\$ -</b>	<b>\$ 159,000</b>

**Program:** Assets and Organizational Support  
**Project #:** 65407  
**Fund:** 40 - General Fund Capital

**Operating Budget Impact:** Yes  
**Area of Interest:**

### Radio System Assessment and Upgrade

#### Project Purpose

Ensure Midpen's radio system remains operational and reliable to maintain effective field communication and emergency response. Provide radio coverage within new land acquisitions and address coverage gaps in existing high-use areas. Research options to expand Midpen radio coverage to coastal areas, improve radio coverage in selected high-use areas, upgrade quality of system and replace equipment reaching end of life.

#### FY26 Scope

Complete installation of equipment, vendor and consultant testing, program and train staff on new subscriber radios. Complete cleanup, cutover, final acceptance, and project close-out.

#### FY27 Scope

Project completed in prior fiscal year(s).

#### FY28 Scope

Project completed in prior fiscal year(s).

SUMMARY OF ESTIMATED COSTS	Prior Year Actuals	FY25 Estimated Actuals	FY26 Budget	FY27 Projections	FY28 Projections	Estimated Future Years	Total
4000 - Staff Costs	\$ -	\$ -	\$ -	\$ -	\$ -	\$ -	\$ -
5000-7000 - Service & Supplies	-	-	-	-	-	-	-
8100 - Real Estate Services	-	-	-	-	-	-	-
8200 - Architect/Engineering Services	173,526	336,675	320,000	-	-	-	830,201
8300 - Environmental/Planning Services	-	-	-	-	-	-	-
8400 - Inspection/Construction Monitoring	-	-	-	-	-	-	-
8500 - Permitting Fees	-	-	-	-	-	-	-
8600 - Construction	-	-	-	-	-	-	-
8700 - Vehicles & Equipment	600	979,400	800,000	-	-	-	1,780,000
8800 - Structures	-	-	-	-	-	-	-
<b>Grand Total</b>	<b>\$ 174,126</b>	<b>\$ 1,316,075</b>	<b>\$ 1,120,000</b>	<b>\$ -</b>	<b>\$ -</b>	<b>\$ -</b>	<b>\$ 2,610,201</b>

FUNDING SOURCE	Prior Year Actuals	FY25 Estimated Actuals	FY26 Budget	FY27 Projections	FY28 Projections	Estimated Future Years	Total
10 - General Fund Operating	\$ -	\$ -	\$ -	\$ -	\$ -	\$ -	\$ -
20 - Hawthorn Fund	-	-	-	-	-	-	-
30 - Measure AA Capital	-	-	-	-	-	-	-
40 - General Fund Capital	174,126	1,316,075	1,120,000	-	-	-	2,610,201
Grants/Partnerships/Other	-	-	-	-	-	-	-
<b>Grand Total</b>	<b>\$ 174,126</b>	<b>\$ 1,316,075</b>	<b>\$ 1,120,000</b>	<b>\$ -</b>	<b>\$ -</b>	<b>\$ -</b>	<b>\$ 2,610,201</b>

**Program:** Assets and Organizational Support  
**Project #:** VP06-003  
**Fund:** 20 - Hawthorns Fund

**Operating Budget Impact:** No  
**Area of Interest:** Diversity

### Hawthorns Historic Complex Partnership

#### Project Purpose

Determine long-term disposition of and use for existing structures in the Hawthorns Historic Complex and potential partnership opportunities. Through a public process and in coordination with the Town of Portola Valley and potential partner(s), develop disposition and use options for board consideration and approval.

#### FY26 Scope

Pending board approval of Lower Barn project, initiate conceptual plan development for Lower Barn partnership. Initiate public and stakeholder engagement.

#### FY27 Scope

Continue public and stakeholder engagement. Pending board approval of a conceptual design for the Lower Barn, initiate environmental review. Project implementation will be under a separate project.

#### FY28 Scope

Project completed in prior fiscal year(s). Project implementation will be a separate project.

SUMMARY OF ESTIMATED COSTS	Prior Year Actuals	FY25 Estimated Actuals	FY26 Budget	FY27 Projections	FY28 Projections	Estimated Future Years	Total
4000 - Staff Costs	\$ -	\$ -	\$ -	\$ -	\$ -	\$ -	\$ -
5000-7000 - Service & Supplies	8,996	87,000	70,000	80,000	-	-	245,996
8100 - Real Estate Services	-	-	-	-	-	-	-
8200 - Architect/Engineering Services	-	-	-	-	-	-	-
8300 - Environmental/Planning Services	-	-	-	-	-	-	-
8400 - Inspection/Construction Monitoring	-	-	-	-	-	-	-
8500 - Permitting Fees	-	-	-	-	-	-	-
8600 - Construction	-	-	-	-	-	-	-
8700 - Vehicles & Equipment	-	-	-	-	-	-	-
8800 - Structures	-	-	-	-	-	-	-
<b>Grand Total</b>	<b>\$ 8,996</b>	<b>\$ 87,000</b>	<b>\$ 70,000</b>	<b>\$ 80,000</b>	<b>\$ -</b>	<b>\$ -</b>	<b>\$ 245,996</b>

FUNDING SOURCE	Prior Year Actuals	FY25 Estimated Actuals	FY26 Budget	FY27 Projections	FY28 Projections	Estimated Future Years	Total
10 - General Fund Operating	\$ -	\$ -	\$ -	\$ -	\$ -	\$ -	\$ -
20 - Hawthorn Fund	8,996	87,000	70,000	80,000	-	-	245,996
30 - Measure AA Capital	-	-	-	-	-	-	-
40 - General Fund Capital	-	-	-	-	-	-	-
Grants/Partnerships/Other	-	-	-	-	-	-	-
<b>Grand Total</b>	<b>\$ 8,996</b>	<b>\$ 87,000</b>	<b>\$ 70,000</b>	<b>\$ 80,000</b>	<b>\$ -</b>	<b>\$ -</b>	<b>\$ 245,996</b>

**Program:** Assets and Organizational Support  
**Project #:** VP06-004  
**Fund:** 40 - General Fund Capital

**Operating Budget Impact:** No  
**Area of Interest:**

### Hawthorns Structures Stabilization/Repairs

**Project Purpose**

Implement board direction based on structure assessment findings.

**FY26 Scope**

Solicit bids and complete interim stabilization and re-roofing for main historic complex structures.

**FY27 Scope**

Continue with implementation of next steps to stabilize/repair structures.

**FY28 Scope**

Continue with implementation of next steps to stabilize/repair structures.

SUMMARY OF ESTIMATED COSTS	Prior Year Actuals	FY25 Estimated Actuals	FY26 Budget	FY27 Projections	FY28 Projections	Estimated Future Years	Total
4000 - Staff Costs	\$ -	\$ -	\$ -	\$ -	\$ -	\$ -	\$ -
5000-7000 - Service & Supplies	-	-	-	-	-	-	-
8100 - Real Estate Services	-	-	-	-	-	-	-
8200 - Architect/Engineering Services	49,981	170,000	60,000	80,000	80,000	-	439,981
8300 - Environmental/Planning Services	-	50,000	15,000	15,000	15,000	-	95,000
8400 - Inspection/Construction Monitoring	-	-	7,500	7,500	7,500	-	22,500
8500 - Permitting Fees	-	20,000	20,000	25,000	25,000	-	90,000
8600 - Construction	-	50,000	918,000	68,000	18,000	-	1,054,000
8700 - Vehicles & Equipment	-	-	-	-	-	-	-
8800 - Structures	-	-	-	-	-	-	-
<b>Grand Total</b>	<b>\$ 49,981</b>	<b>\$ 290,000</b>	<b>\$ 1,020,500</b>	<b>\$ 195,500</b>	<b>\$ 145,500</b>	<b>\$ -</b>	<b>\$ 1,701,481</b>

FUNDING SOURCE	Prior Year Actuals	FY25 Estimated Actuals	FY26 Budget	FY27 Projections	FY28 Projections	Estimated Future Years	Total
10 - General Fund Operating	\$ -	\$ -	\$ -	\$ -	\$ -	\$ -	\$ -
20 - Hawthorn Fund	-	-	850,000	-	-	-	850,000
30 - Measure AA Capital	-	-	-	-	-	-	-
40 - General Fund Capital	49,981	290,000	170,500	195,500	145,500	-	851,481
Grants/Partnerships/Other	-	-	-	-	-	-	-
<b>Grand Total</b>	<b>\$ 49,981</b>	<b>\$ 290,000</b>	<b>\$ 1,020,500</b>	<b>\$ 195,500</b>	<b>\$ 145,500</b>	<b>\$ -</b>	<b>\$ 1,701,481</b>

**Program:** Assets and Organizational Support  
**Project #:** XXXXX  
**Fund:** 40 - General Fund Capital

**Operating Budget Impact:** No  
**Area of Interest:** Agriculture

### Agricultural Barn and Outbuildings Repair

**Project Purpose**

Repair barns and outbuildings for continued agricultural use.

**FY26 Scope**

Perform audit to determine condition of barns and out buildings. FY26 staff time only.

**FY27 Scope**

Scope project, finalize permits, complete repairs for first set of structures.

**FY28 Scope**

Scope project, finalize permits, complete repairs for second set of structures.

SUMMARY OF ESTIMATED COSTS	Prior Year Actuals	FY25 Estimated Actuals	FY26 Budget	FY27 Projections	FY28 Projections	Estimated Future Years	Total
4000 - Staff Costs	\$ -	\$ -	\$ -	\$ -	\$ -	\$ -	\$ -
5000-7000 - Service & Supplies	-	-	-	-	-	-	-
8100 - Real Estate Services	-	-	-	-	-	-	-
8200 - Architect/Engineering Services	-	-	-	-	-	-	-
8300 - Environmental/Planning Services	-	-	-	-	-	-	-
8400 - Inspection/Construction Monitoring	-	-	-	-	-	-	-
8500 - Permitting Fees	-	-	-	-	-	-	-
8600 - Construction	-	-	-	100,000	100,000	-	200,000
8700 - Vehicles & Equipment	-	-	-	-	-	-	-
8800 - Structures	-	-	-	-	-	-	-
<b>Grand Total</b>	<b>\$ -</b>	<b>\$ -</b>	<b>\$ -</b>	<b>\$ 100,000</b>	<b>\$ 100,000</b>	<b>\$ -</b>	<b>\$ 200,000</b>

FUNDING SOURCE	Prior Year Actuals	FY25 Estimated Actuals	FY26 Budget	FY27 Projections	FY28 Projections	Estimated Future Years	Total
10 - General Fund Operating	\$ -	\$ -	\$ -	\$ -	\$ -	\$ -	\$ -
20 - Hawthorn Fund	-	-	-	-	-	-	-
30 - Measure AA Capital	-	-	-	-	-	-	-
40 - General Fund Capital	-	-	-	100,000	100,000	-	200,000
Grants/Partnerships/Other	-	-	-	-	-	-	-
<b>Grand Total</b>	<b>\$ -</b>	<b>\$ -</b>	<b>\$ -</b>	<b>\$ 100,000</b>	<b>\$ 100,000</b>	<b>\$ -</b>	<b>\$ 200,000</b>

**Program:** Assets and Organizational Support  
**Project #:** XXXXX  
**Fund:** 10 - General Fund Operating

**Operating Budget Impact:** No  
**Area of Interest:**

### AI for Business Efficiency

#### Project Purpose

Provide staff with generative AI to increase efficiency.

#### FY26 Scope

Begin by building an internal AI Foundation with state of readiness, a new policy and guidelines, use cases, and tool selection. FY25 staff time only.

#### FY27 Scope

Purchase and begin AI tool Implementation.

#### FY28 Scope

Complete AI tool implementation.

SUMMARY OF ESTIMATED COSTS	Prior Year Actuals	FY25 Estimated Actuals	FY26 Budget	FY27 Projections	FY28 Projections	Estimated Future Years	Total
4000 - Staff Costs	\$ -	\$ -	\$ -	\$ -	\$ -	\$ -	\$ -
5000-7000 - Service & Supplies	-	-	-	48,000	48,000	-	96,000
8100 - Real Estate Services	-	-	-	-	-	-	-
8200 - Architect/Engineering Services	-	-	-	-	-	-	-
8300 - Environmental/Planning Services	-	-	-	-	-	-	-
8400 - Inspection/Construction Monitoring	-	-	-	-	-	-	-
8500 - Permitting Fees	-	-	-	-	-	-	-
8600 - Construction	-	-	-	-	-	-	-
8700 - Vehicles & Equipment	-	-	-	-	-	-	-
8800 - Structures	-	-	-	-	-	-	-
<b>Grand Total</b>	<b>\$ -</b>	<b>\$ -</b>	<b>\$ -</b>	<b>\$ 48,000</b>	<b>\$ 48,000</b>	<b>\$ -</b>	<b>\$ 96,000</b>

FUNDING SOURCE	Prior Year Actuals	FY25 Estimated Actuals	FY26 Budget	FY27 Projections	FY28 Projections	Estimated Future Years	Total
10 - General Fund Operating	\$ -	\$ -	\$ -	\$ 48,000	\$ 48,000	\$ -	\$ 96,000
20 - Hawthorn Fund	-	-	-	-	-	-	-
30 - Measure AA Capital	-	-	-	-	-	-	-
40 - General Fund Capital	-	-	-	-	-	-	-
Grants/Partnerships/Other	-	-	-	-	-	-	-
<b>Grand Total</b>	<b>\$ -</b>	<b>\$ -</b>	<b>\$ -</b>	<b>\$ 48,000</b>	<b>\$ 48,000</b>	<b>\$ -</b>	<b>\$ 96,000</b>

**Program:** Assets and Organizational Support  
**Project #:** XXXXX  
**Fund:** 10 - General Fund Operating

**Operating Budget Impact:** No  
**Area of Interest:**

### Computer System Failover (Off-site)

#### Project Purpose

Maintain an off-site computer system failover for business continuity in the event physical servers are damaged by fire, natural disaster or cyberattack.

#### FY26 Scope

Project not yet started.

#### FY27 Scope

Evaluate, select, and implement Computer System Failover.

#### FY28 Scope

Project completed in prior fiscal year(s).

SUMMARY OF ESTIMATED COSTS	Prior Year Actuals	FY25 Estimated Actuals	FY26 Budget	FY27 Projections	FY28 Projections	Estimated Future Years	Total
4000 - Staff Costs	\$ -	\$ -	\$ -	\$ -	\$ -	\$ -	\$ -
5000-7000 - Service & Supplies	-	-	-	55,000	-	-	55,000
8100 - Real Estate Services	-	-	-	-	-	-	-
8200 - Architect/Engineering Services	-	-	-	-	-	-	-
8300 - Environmental/Planning Services	-	-	-	-	-	-	-
8400 - Inspection/Construction Monitoring	-	-	-	-	-	-	-
8500 - Permitting Fees	-	-	-	-	-	-	-
8600 - Construction	-	-	-	-	-	-	-
8700 - Vehicles & Equipment	-	-	-	-	-	-	-
8800 - Structures	-	-	-	-	-	-	-
<b>Grand Total</b>	<b>\$ -</b>	<b>\$ -</b>	<b>\$ -</b>	<b>\$ 55,000</b>	<b>\$ -</b>	<b>\$ -</b>	<b>\$ 55,000</b>

FUNDING SOURCE	Prior Year Actuals	FY25 Estimated Actuals	FY26 Budget	FY27 Projections	FY28 Projections	Estimated Future Years	Total
10 - General Fund Operating	\$ -	\$ -	\$ -	\$ 55,000	\$ -	\$ -	\$ 55,000
20 - Hawthorn Fund	-	-	-	-	-	-	-
30 - Measure AA Capital	-	-	-	-	-	-	-
40 - General Fund Capital	-	-	-	-	-	-	-
Grants/Partnerships/Other	-	-	-	-	-	-	-
<b>Grand Total</b>	<b>\$ -</b>	<b>\$ -</b>	<b>\$ -</b>	<b>\$ 55,000</b>	<b>\$ -</b>	<b>\$ -</b>	<b>\$ 55,000</b>

**Program:** Assets and Organizational Support  
**Project #:** XXXXX  
**Fund:** 40 - General Fund Capital

**Operating Budget Impact:** No  
**Area of Interest:**

### Folger House Repair

#### Project Purpose

Remodel attached three bedroom housing unit by replacing counter tops, renovating two bathrooms, replacing appliance, repairing flooring, new interior paint, and performing electrical repairs to meet current building code to expand employee workforce housing.

#### FY26 Scope

Hire consultant to provide evaluation, recommendations and cost estimate for repairs. Select appropriate repairs. Develop plans and submit for permits. Solicit bids, award contract and begin construction. Complete construction and project closeout.

#### FY27 Scope

Project completed in prior fiscal year(s).

#### FY28 Scope

Project completed in prior fiscal year(s).

SUMMARY OF ESTIMATED COSTS	Prior Year Actuals	FY25 Estimated Actuals	FY26 Budget	FY27 Projections	FY28 Projections	Estimated Future Years	Total
4000 - Staff Costs	\$ -	\$ -	\$ -	\$ -	\$ -	\$ -	\$ -
5000-7000 - Service & Supplies	-	-	-	-	-	-	-
8100 - Real Estate Services	-	-	-	-	-	-	-
8200 - Architect/Engineering Services	-	-	-	-	-	-	-
8300 - Environmental/Planning Services	-	-	-	-	-	-	-
8400 - Inspection/Construction Monitoring	-	-	-	-	-	-	-
8500 - Permitting Fees	-	-	-	-	-	-	-
8600 - Construction	-	-	150,000	-	-	-	150,000
8700 - Vehicles & Equipment	-	-	-	-	-	-	-
8800 - Structures	-	-	-	-	-	-	-
<b>Grand Total</b>	<b>\$ -</b>	<b>\$ -</b>	<b>\$ 150,000</b>	<b>\$ -</b>	<b>\$ -</b>	<b>\$ -</b>	<b>\$ 150,000</b>

FUNDING SOURCE	Prior Year Actuals	FY25 Estimated Actuals	FY26 Budget	FY27 Projections	FY28 Projections	Estimated Future Years	Total
10 - General Fund Operating	\$ -	\$ -	\$ -	\$ -	\$ -	\$ -	\$ -
20 - Hawthorn Fund	-	-	-	-	-	-	-
30 - Measure AA Capital	-	-	-	-	-	-	-
40 - General Fund Capital	-	-	150,000	-	-	-	150,000
Grants/Partnerships/Other	-	-	-	-	-	-	-
<b>Grand Total</b>	<b>\$ -</b>	<b>\$ -</b>	<b>\$ 150,000</b>	<b>\$ -</b>	<b>\$ -</b>	<b>\$ -</b>	<b>\$ 150,000</b>



**Program:** Assets and Organizational Support  
**Project #:** XXXXX  
**Fund:** 10 - General Fund Operating

**Operating Budget Impact:** No  
**Area of Interest:**

### Project Management Software

#### Project Purpose

Select and install project management software for improving task organization and collaboration to support Capital Improvement and Action Plan, resource loading and project tracking.

#### FY26 Scope

Gather requirements and investigate options.

#### FY27 Scope

Select an option and begin implementation.

#### FY28 Scope

Complete implementation.

SUMMARY OF ESTIMATED COSTS	Prior Year Actuals	FY25 Estimated Actuals	FY26 Budget	FY27 Projections	FY28 Projections	Estimated Future Years	Total
4000 - Staff Costs	\$ -	\$ -	\$ -	\$ -	\$ -	\$ -	\$ -
5000-7000 - Service & Supplies	-	-	-	70,000	70,000	-	140,000
8100 - Real Estate Services	-	-	-	-	-	-	-
8200 - Architect/Engineering Services	-	-	-	-	-	-	-
8300 - Environmental/Planning Services	-	-	-	-	-	-	-
8400 - Inspection/Construction Monitoring	-	-	-	-	-	-	-
8500 - Permitting Fees	-	-	-	-	-	-	-
8600 - Construction	-	-	-	-	-	-	-
8700 - Vehicles & Equipment	-	-	-	-	-	-	-
8800 - Structures	-	-	-	-	-	-	-
<b>Grand Total</b>	<b>\$ -</b>	<b>\$ -</b>	<b>\$ -</b>	<b>\$ 70,000</b>	<b>\$ 70,000</b>	<b>\$ -</b>	<b>\$ 140,000</b>

FUNDING SOURCE	Prior Year Actuals	FY25 Estimated Actuals	FY26 Budget	FY27 Projections	FY28 Projections	Estimated Future Years	Total
10 - General Fund Operating	\$ -	\$ -	\$ -	\$ 70,000	\$ 70,000	\$ -	\$ 140,000
20 - Hawthorn Fund	-	-	-	-	-	-	-
30 - Measure AA Capital	-	-	-	-	-	-	-
40 - General Fund Capital	-	-	-	-	-	-	-
Grants/Partnerships/Other	-	-	-	-	-	-	-
<b>Grand Total</b>	<b>\$ -</b>	<b>\$ -</b>	<b>\$ -</b>	<b>\$ 70,000</b>	<b>\$ 70,000</b>	<b>\$ -</b>	<b>\$ 140,000</b>

**Program:** Assets and Organizational Support  
**Project #:** XXXXX  
**Fund:** 10 - General Fund Operating

**Operating Budget Impact:** No  
**Area of Interest:**

### Recruitment Software

**Project Purpose**

Implement new recruitment software to streamline recruiting.

**FY26 Scope**

Scope, select and begin procurement. FY26 staff time only.

**FY27 Scope**

Procure, configure and go-live.

**FY28 Scope**

Project completed in prior fiscal year(s).

SUMMARY OF ESTIMATED COSTS	Prior Year Actuals	FY25 Estimated Actuals	FY26 Budget	FY27 Projections	FY28 Projections	Estimated Future Years	Total
4000 - Staff Costs	\$ -	\$ -	\$ -	\$ -	\$ -	\$ -	\$ -
5000-7000 - Service & Supplies	-	-	-	40,000	-	-	40,000
8100 - Real Estate Services	-	-	-	-	-	-	-
8200 - Architect/Engineering Services	-	-	-	-	-	-	-
8300 - Environmental/Planning Services	-	-	-	-	-	-	-
8400 - Inspection/Construction Monitoring	-	-	-	-	-	-	-
8500 - Permitting Fees	-	-	-	-	-	-	-
8600 - Construction	-	-	-	-	-	-	-
8700 - Vehicles & Equipment	-	-	-	-	-	-	-
8800 - Structures	-	-	-	-	-	-	-
<b>Grand Total</b>	<b>\$ -</b>	<b>\$ -</b>	<b>\$ -</b>	<b>\$ 40,000</b>	<b>\$ -</b>	<b>\$ -</b>	<b>\$ 40,000</b>

FUNDING SOURCE	Prior Year Actuals	FY25 Estimated Actuals	FY26 Budget	FY27 Projections	FY28 Projections	Estimated Future Years	Total
10 - General Fund Operating	\$ -	\$ -	\$ -	\$ 40,000	\$ -	\$ -	\$ 40,000
20 - Hawthorn Fund	-	-	-	-	-	-	-
30 - Measure AA Capital	-	-	-	-	-	-	-
40 - General Fund Capital	-	-	-	-	-	-	-
Grants/Partnerships/Other	-	-	-	-	-	-	-
<b>Grand Total</b>	<b>\$ -</b>	<b>\$ -</b>	<b>\$ -</b>	<b>\$ 40,000</b>	<b>\$ -</b>	<b>\$ -</b>	<b>\$ 40,000</b>

**Program:** Assets and Organizational Support  
**Project #:** XXXXX  
**Fund:** 40 - General Fund Capital

**Operating Budget Impact:** No  
**Area of Interest:**

### Residential Detached Structures Repairs

**Project Purpose**

Repair garages, storage sheds, pump houses and other outbuildings for continued residential use.

**FY26 Scope**

Project not yet started.

**FY27 Scope**

Perform audit to determine condition of all District residential housing properties. Rebuild the entire pump house for Sherrill, Big Dipper, Stevens Canyon Ranch, and do Lobitos Barn stabilization work.

**FY28 Scope**

Scope project, finalize permits, and conduct repairs.

SUMMARY OF ESTIMATED COSTS	Prior Year Actuals	FY25 Estimated Actuals	FY26 Budget	FY27 Projections	FY28 Projections	Estimated Future Years	Total
4000 - Staff Costs	\$ -	\$ -	\$ -	\$ -	\$ -	\$ -	\$ -
5000-7000 - Service & Supplies	-	-	-	-	-	-	-
8100 - Real Estate Services	-	-	-	-	-	-	-
8200 - Architect/Engineering Services	-	-	-	-	-	-	-
8300 - Environmental/Planning Services	-	-	-	-	-	-	-
8400 - Inspection/Construction Monitoring	-	-	-	-	-	-	-
8500 - Permitting Fees	-	-	-	-	-	-	-
8600 - Construction	-	-	-	105,000	150,000	-	255,000
8700 - Vehicles & Equipment	-	-	-	-	-	-	-
8800 - Structures	-	-	-	-	-	-	-
<b>Grand Total</b>	<b>\$ -</b>	<b>\$ -</b>	<b>\$ -</b>	<b>\$ 105,000</b>	<b>\$ 150,000</b>	<b>\$ -</b>	<b>\$ 255,000</b>

FUNDING SOURCE	Prior Year Actuals	FY25 Estimated Actuals	FY26 Budget	FY27 Projections	FY28 Projections	Estimated Future Years	Total
10 - General Fund Operating	\$ -	\$ -	\$ -	\$ -	\$ -	\$ -	\$ -
20 - Hawthorn Fund	-	-	-	-	-	-	-
30 - Measure AA Capital	-	-	-	-	-	-	-
40 - General Fund Capital	-	-	-	105,000	150,000	-	255,000
Grants/Partnerships/Other	-	-	-	-	-	-	-
<b>Grand Total</b>	<b>\$ -</b>	<b>\$ -</b>	<b>\$ -</b>	<b>\$ 105,000</b>	<b>\$ 150,000</b>	<b>\$ -</b>	<b>\$ 255,000</b>

**Program:** Assets and Organizational Support  
**Project #:** XXXXX  
**Fund:** 40 - General Fund Capital

**Operating Budget Impact:** No  
**Area of Interest:**

### Residential Driveway Replacements

**Project Purpose**

Replace driveways at selected residential housing properties to maintain access.

**FY26 Scope**

Perform audit to determine condition of all District residential housing properties. Scope year 1 projects, finalize permits, solicit a Request for Bids and complete the year 1 repairs.

**FY27 Scope**

Scope the year 2 projects, finalize permits, solicit a Request for Bids, complete the year 2 repairs.

**FY28 Scope**

Scope the year 3 projects, finalize permits, solicit a Request for Bids, complete the year 3 repairs.

SUMMARY OF ESTIMATED COSTS	Prior Year Actuals	FY25 Estimated Actuals	FY26 Budget	FY27 Projections	FY28 Projections	Estimated Future Years	Total
4000 - Staff Costs	\$ -	\$ -	\$ -	\$ -	\$ -	\$ -	\$ -
5000-7000 - Service & Supplies	-	-	-	-	-	-	-
8100 - Real Estate Services	-	-	-	-	-	-	-
8200 - Architect/Engineering Services	-	-	-	-	-	-	-
8300 - Environmental/Planning Services	-	-	-	-	-	-	-
8400 - Inspection/Construction Monitoring	-	-	-	-	-	-	-
8500 - Permitting Fees	-	-	-	-	-	-	-
8600 - Construction	-	-	125,000	200,000	250,000	-	575,000
8700 - Vehicles & Equipment	-	-	-	-	-	-	-
8800 - Structures	-	-	-	-	-	-	-
<b>Grand Total</b>	<b>\$ -</b>	<b>\$ -</b>	<b>\$ 125,000</b>	<b>\$ 200,000</b>	<b>\$ 250,000</b>	<b>\$ -</b>	<b>\$ 575,000</b>

FUNDING SOURCE	Prior Year Actuals	FY25 Estimated Actuals	FY26 Budget	FY27 Projections	FY28 Projections	Estimated Future Years	Total
10 - General Fund Operating	\$ -	\$ -	\$ -	\$ -	\$ -	\$ -	\$ -
20 - Hawthorn Fund	-	-	-	-	-	-	-
30 - Measure AA Capital	-	-	-	-	-	-	-
40 - General Fund Capital	-	-	125,000	200,000	250,000	-	575,000
Grants/Partnerships/Other	-	-	-	-	-	-	-
<b>Grand Total</b>	<b>\$ -</b>	<b>\$ -</b>	<b>\$ 125,000</b>	<b>\$ 200,000</b>	<b>\$ 250,000</b>	<b>\$ -</b>	<b>\$ 575,000</b>

**Program:** Assets and Organizational Support  
**Project #:** XXXXX  
**Fund:** 40 - General Fund Capital

**Operating Budget Impact:** No  
**Area of Interest:**

### Residential Housing Roof Replacements

**Project Purpose**

Replace roofs at selected residential housing properties to maintain weather resistance and improve energy efficiency.

**FY26 Scope**

Perform audit to determine condition of all District residential housing properties. Scope year 1 projects, finalize permits, solicit a Request for Bids, and complete the year 1 repairs.

**FY27 Scope**

Scope the year 2 projects, finalize permits, solicit a Request for Bids, complete the year 2 repairs.

**FY28 Scope**

Scope the year 3 projects, finalize permits, solicit a Request for Bids, complete the year 3 repairs.

SUMMARY OF ESTIMATED COSTS	Prior Year Actuals	FY25 Estimated Actuals	FY26 Budget	FY27 Projections	FY28 Projections	Estimated Future Years	Total
4000 - Staff Costs	\$ -	\$ -	\$ -	\$ -	\$ -	\$ -	\$ -
5000-7000 - Service & Supplies	-	-	-	-	-	-	-
8100 - Real Estate Services	-	-	-	-	-	-	-
8200 - Architect/Engineering Services	-	-	-	-	-	-	-
8300 - Environmental/Planning Services	-	-	-	-	-	-	-
8400 - Inspection/Construction Monitoring	-	-	-	-	-	-	-
8500 - Permitting Fees	-	-	-	-	-	-	-
8600 - Construction	-	-	30,000	115,000	120,000	-	265,000
8700 - Vehicles & Equipment	-	-	-	-	-	-	-
8800 - Structures	-	-	-	-	-	-	-
<b>Grand Total</b>	<b>\$ -</b>	<b>\$ -</b>	<b>\$ 30,000</b>	<b>\$ 115,000</b>	<b>\$ 120,000</b>	<b>\$ -</b>	<b>\$ 265,000</b>

FUNDING SOURCE	Prior Year Actuals	FY25 Estimated Actuals	FY26 Budget	FY27 Projections	FY28 Projections	Estimated Future Years	Total
10 - General Fund Operating	\$ -	\$ -	\$ -	\$ -	\$ -	\$ -	\$ -
20 - Hawthorn Fund	-	-	-	-	-	-	-
30 - Measure AA Capital	-	-	-	-	-	-	-
40 - General Fund Capital	-	-	30,000	115,000	120,000	-	265,000
Grants/Partnerships/Other	-	-	-	-	-	-	-
<b>Grand Total</b>	<b>\$ -</b>	<b>\$ -</b>	<b>\$ 30,000</b>	<b>\$ 115,000</b>	<b>\$ 120,000</b>	<b>\$ -</b>	<b>\$ 265,000</b>

**Program:** Assets and Organizational Support  
**Project #:** XXXXX  
**Fund:** 40 - General Fund Capital

**Operating Budget Impact:** No  
**Area of Interest:**

### Rural Residential Water System Improvements

**Project Purpose**

Improve rural water quality infrastructure for tenant residences.

**FY26 Scope**

Perform audit of all rural residential water systems. Create database of all residential systems that need improvement. Develop action plan for future project development. Complete any quick and easy repairs.

**FY27 Scope**

Scope year 1 projects, solicit a Request for Bids, and complete year 1 water system improvements.

**FY28 Scope**

Scope year 2 projects, solicit a Request for Bids, and complete year 1 water system improvements.

SUMMARY OF ESTIMATED COSTS	Prior Year Actuals	FY25 Estimated Actuals	FY26 Budget	FY27 Projections	FY28 Projections	Estimated Future Years	Total
4000 - Staff Costs	\$ -	\$ -	\$ -	\$ -	\$ -	\$ -	\$ -
5000-7000 - Service & Supplies	-	-	-	-	-	-	-
8100 - Real Estate Services	-	-	-	-	-	-	-
8200 - Architect/Engineering Services	-	-	-	-	-	-	-
8300 - Environmental/Planning Services	-	-	-	-	-	-	-
8400 - Inspection/Construction Monitoring	-	-	-	-	-	-	-
8500 - Permitting Fees	-	-	-	-	-	-	-
8600 - Construction	-	-	50,000	180,000	180,000	-	410,000
8700 - Vehicles & Equipment	-	-	-	-	-	-	-
8800 - Structures	-	-	-	-	-	-	-
<b>Grand Total</b>	<b>\$ -</b>	<b>\$ -</b>	<b>\$ 50,000</b>	<b>\$ 180,000</b>	<b>\$ 180,000</b>	<b>\$ -</b>	<b>\$ 410,000</b>

FUNDING SOURCE	Prior Year Actuals	FY25 Estimated Actuals	FY26 Budget	FY27 Projections	FY28 Projections	Estimated Future Years	Total
10 - General Fund Operating	\$ -	\$ -	\$ -	\$ -	\$ -	\$ -	\$ -
20 - Hawthorn Fund	-	-	-	-	-	-	-
30 - Measure AA Capital	-	-	-	-	-	-	-
40 - General Fund Capital	-	-	50,000	180,000	180,000	-	410,000
Grants/Partnerships/Other	-	-	-	-	-	-	-
<b>Grand Total</b>	<b>\$ -</b>	<b>\$ -</b>	<b>\$ 50,000</b>	<b>\$ 180,000</b>	<b>\$ 180,000</b>	<b>\$ -</b>	<b>\$ 410,000</b>

**Program:** Assets and Organizational Support  
**Project #:** XXXXX  
**Fund:** 40 - General Fund Capital

**Operating Budget Impact:** No  
**Area of Interest:**

### Wildcat Loop Bridge Replacement

**Project Purpose**

Replace five pedestrian bridge crossings to ensure continued public access through the preserve.

**FY26 Scope**

Project not yet started.

**FY27 Scope**

Hire consultant to provide evaluation, recommendations and cost estimate for repairs. Select appropriate repairs.

**FY28 Scope**

Develop plans and submit for permits. Solicit bids, award contract and begin construction.

SUMMARY OF ESTIMATED COSTS	Prior Year Actuals	FY25 Estimated Actuals	FY26 Budget	FY27 Projections	FY28 Projections	Estimated Future Years	Total
4000 - Staff Costs	\$ -	\$ -	\$ -	\$ -	\$ -	\$ -	\$ -
5000-7000 - Service & Supplies	-	-	-	-	-	-	-
8100 - Real Estate Services	-	-	-	-	-	-	-
8200 - Architect/Engineering Services	-	-	-	100,000	-	-	100,000
8300 - Environmental/Planning Services	-	-	-	35,000	10,000	-	45,000
8400 - Inspection/Construction Monitoring	-	-	-	-	20,000	40,000	60,000
8500 - Permitting Fees	-	-	-	35,000	15,000	-	50,000
8600 - Construction	-	-	-	-	200,000	700,000	900,000
8700 - Vehicles & Equipment	-	-	-	-	-	-	-
8800 - Structures	-	-	-	-	-	-	-
<b>Grand Total</b>	<b>\$ -</b>	<b>\$ -</b>	<b>\$ -</b>	<b>\$ 170,000</b>	<b>\$ 245,000</b>	<b>\$ 740,000</b>	<b>\$ 1,155,000</b>

FUNDING SOURCE	Prior Year Actuals	FY25 Estimated Actuals	FY26 Budget	FY27 Projections	FY28 Projections	Estimated Future Years	Total
10 - General Fund Operating	\$ -	\$ -	\$ -	\$ -	\$ -	\$ -	\$ -
20 - Hawthorn Fund	-	-	-	-	-	-	-
30 - Measure AA Capital	-	-	-	-	-	-	-
40 - General Fund Capital	-	-	-	170,000	245,000	740,000	1,155,000
Grants/Partnerships/Other	-	-	-	-	-	-	-
<b>Grand Total</b>	<b>\$ -</b>	<b>\$ -</b>	<b>\$ -</b>	<b>\$ 170,000</b>	<b>\$ 245,000</b>	<b>\$ 740,000</b>	<b>\$ 1,155,000</b>

**Program:** Assets and Organizational Support  
**Project #:** None  
**Fund:** 40 - General Fund Capital

**Operating Budget Impact:** Yes  
**Area of Interest:**

### Vehicle and Machinery/Equipment Purchases

**Project Purpose**

Provide necessary vehicles and equipment for staff to further Midpen's mission and meet project delivery and service delivery commitments.

**FY26 Scope**

Number and types of new vehicles and equipment TBD based on recommendations from the Fleet Transition Plan. Budget line item is a placeholder.

**FY27 Scope**

Number and types of new vehicles and equipment TBD based on recommendations from the Fleet Transition Plan. Budget line item is a placeholder.

**FY28 Scope**

Number and types of new vehicles and equipment TBD based on recommendations from the Fleet Transition Plan. Budget line item is a placeholder.

SUMMARY OF ESTIMATED COSTS	Prior Year Actuals	FY25 Estimated Actuals	FY26 Budget	FY27 Projections	FY28 Projections	Estimated Future Years	Total
4000 - Staff Costs	\$ -	\$ -	\$ -	\$ -	\$ -	\$ -	\$ -
5000-7000 - Service & Supplies	-	-	-	-	-	-	-
8100 - Real Estate Services	-	-	-	-	-	-	-
8200 - Architect/Engineering Services	-	-	-	-	-	-	-
8300 - Environmental/Planning Services	-	-	-	-	-	-	-
8400 - Inspection/Construction Monitoring	-	-	-	-	-	-	-
8500 - Permitting Fees	-	-	-	-	-	-	-
8600 - Construction	-	-	-	-	-	-	-
8700 - Vehicles & Equipment	499,583	2,101,000	1,307,000	1,000,000	1,000,000	-	5,907,583
8800 - Structures	-	-	-	-	-	-	-
<b>Grand Total</b>	<b>\$ 499,583</b>	<b>\$ 2,101,000</b>	<b>\$ 1,307,000</b>	<b>\$ 1,000,000</b>	<b>\$ 1,000,000</b>	<b>\$ -</b>	<b>\$ 5,907,583</b>

FUNDING SOURCE	Prior Year Actuals	FY25 Estimated Actuals	FY26 Budget	FY27 Projections	FY28 Projections	Estimated Future Years	Total
10 - General Fund Operating	\$ -	\$ -	\$ -	\$ -	\$ -	\$ -	\$ -
20 - Hawthorn Fund	-	-	-	-	-	-	-
30 - Measure AA Capital	-	-	-	-	-	-	-
40 - General Fund Capital	499,583	2,101,000	1,307,000	1,000,000	1,000,000	-	5,907,583
Grants/Partnerships/Other	-	-	-	-	-	-	-
<b>Grand Total</b>	<b>\$ 499,583</b>	<b>\$ 2,101,000</b>	<b>\$ 1,307,000</b>	<b>\$ 1,000,000</b>	<b>\$ 1,000,000</b>	<b>\$ -</b>	<b>\$ 5,907,583</b>



Section 4: Department Summaries

Table of Contents

Department Overview..... 2

Administrative Services ..... 3

Engineering and Construction Department..... 8

Facilities and Fleet Department..... 11

Office of the General Counsel ..... 14

Office of the General Manager ..... 15

Land Stewardship and Trails Department ..... 17

Natural Resources Department ..... 20

Planning Department..... 23

Public Affairs Department..... 26

Real Property Department..... 28

Visitor Services Department..... 30

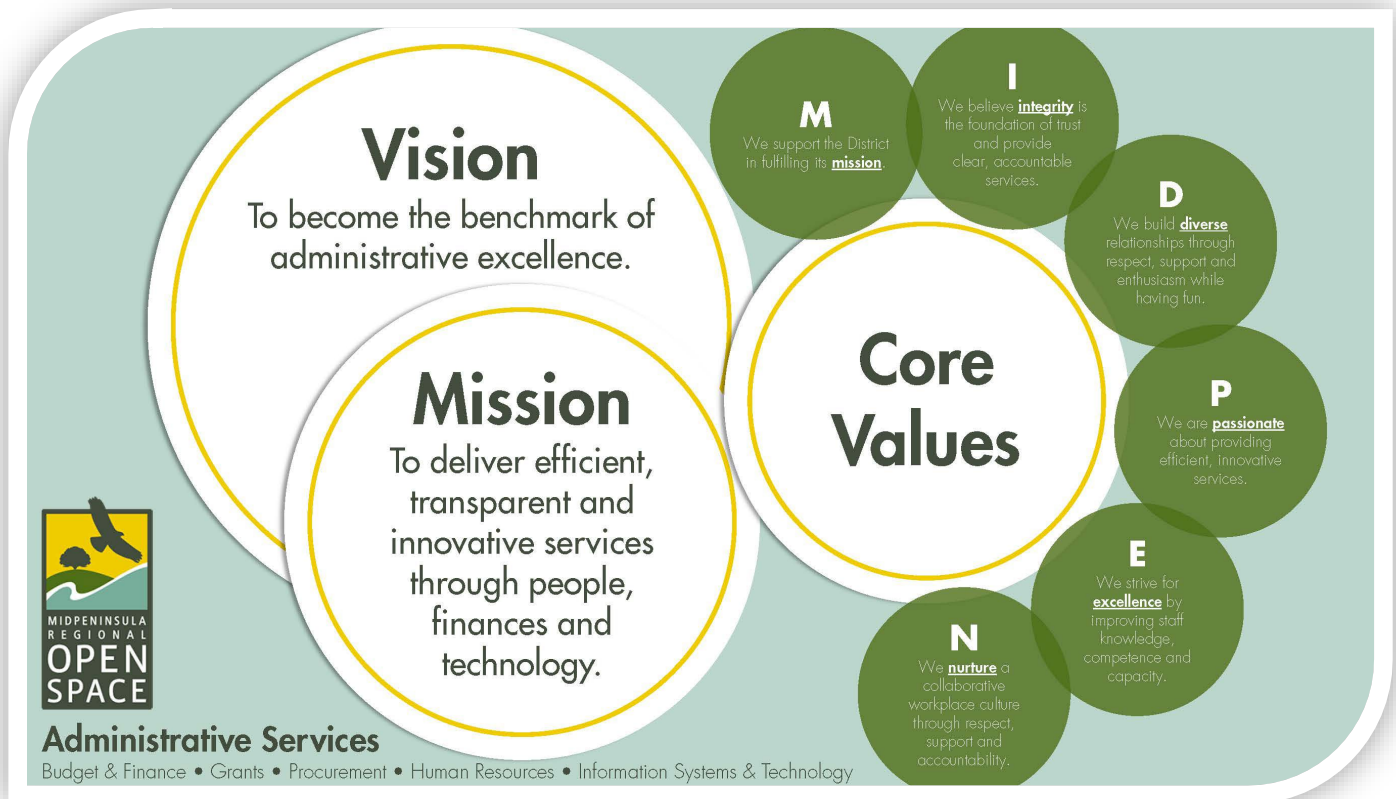
# Section 4: Department Summaries

## Department Overview

This section identifies each of Midpen's various departments, their mission and core functions, staffing levels, objectives, performance metrics and FY26 budget. The organizational structure is as follows:

- **Administrative Services - Service Line**
  - Budget and Finance
  - Grants
  - Human Resources
  - Information Systems and Technology
  - Procurement
- **Controller** (listed here for completeness, however, the Controller is not a department)
- **Office of the General Counsel**
- **Office of the General Manager**
  - Public Affairs
- **Project Planning and Delivery - Service Line**
  - Engineering and Construction
  - Planning
  - Real Property
- **Visitor and Field Services - Service Line**
  - Facilities and Fleet
  - Land Stewardship and Trails
  - Natural Resources
  - Visitor Services

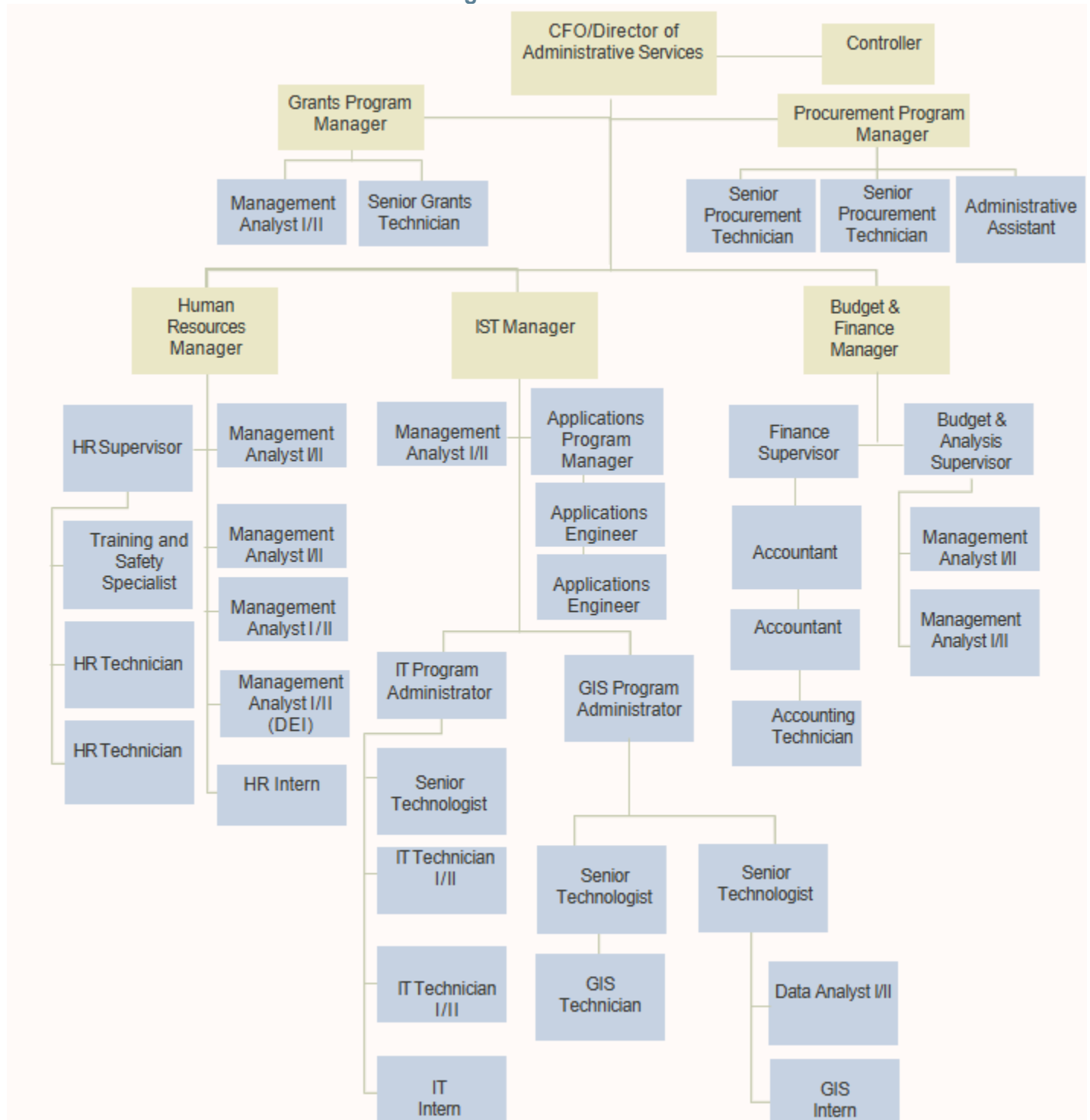
## Administrative Services



### Core Functions

- Financial management, budgeting, accounting and procurement services.
- Human resource programs and employee relations.
- Information technology and geographic information systems and services.
- Public reception/customer service at the administrative headquarters.
- Coordinate grant applications, awards and grant management/compliance.

## Organizational Chart



## Staffing Levels

Position	FY22 Adopted FTE	FY23 Adopted FTE	FY24 Modified FTE	FY25 Modified FTE	FY26 Proposed FTE	Change from FY25 Modified
Accountant I/II	1	1	1	2	2	0
Accounting Technician	0.5	0.5	1	1	1	0
Administrative Assistant	1	1	1	1	1	0
Applications Engineer	1	1	1	2	2	0
Budget & Finance Manager	1	1	1	1	1	0
Budget & Analysis Supervisor	0	0	0	1	1	0
Controller*	0.25	0.25	0.25	0.33	0.33	0
Data Administrator	1	1	1	0	0	0
Data Analyst I/II	2	2	1	1	1	0
Finance Supervisor	1	1	1	1	1	0
GIS Program Administrator	1	1	1	1	1	0
GIS Technician	1	1	1	1	1	0
Grants Program Manager	1	1	1	1	1	0
Human Resources Manager	1	1	1	1	1	0
Human Resources Supervisor	1	1	1	1	1	0
Human Resources Technician	1.5	1.5	2	2	2	0
IST Applications Program Manager	0	0	0	1	1	0
IST Manager	1	1	1	1	1	0
IT Program Administrator	1	1	1	1	1	0
IT Technician I/II	2	2	2	2	2	0
Management Analyst I/II (Budget & Analysis)	2	2	2	2	2	0
Management Analyst I/II (DEI)	0	1	1	1	1	0
Management Analyst I/II (Grants)	0	1	1	1	1	0
Management Analyst I/II (Human Resources)	2	2	3	3	3	0
Management Analyst I/II (IST)	0	0	0	1	1	0
Procurement Program Manager	1	1	1	1	1	0
Senior Finance and Accounting Technician	1	1	1	0	0	0
Senior Grants Technician	0.5	0.5	1	1	1	0
Senior Procurement Technician	0.5	0.5	1	2	2	0
Senior Technologist^	0	0	2	2	3^	1
Training and Safety Specialist	1	1	1	1	1	0
<b>Total FTE</b>	<b>27.25</b>	<b>29.25</b>	<b>33.25</b>	<b>37.33</b>	<b>38.33</b>	<b>1</b>

\* At its October 23, 2024 meeting, the Board approved a compensation increase for the Controller, contingent upon an increase in weekly hours to accommodate the added responsibilities of Internal Auditor, as recommended by the Board Appointee Evaluation Committee. Subsequently, on April 9, 2025, the Board approved an amendment to the Controller's Agreement and the Classification and Compensation Plan to formalize these changes.

^ One additional Senior Technologist position is recommended starting in FY26 consistent with the 2023 FOSM Refresh.

	FY22	FY23	FY24	FY25	FY26	Change from
Position	Adopted	Adopted	Modified	Adopted	Proposed	FY25 Modified
Interns	1	2	3	3	3	0
Limited Term	0	0	0	1	0	-1
<b>Total</b>	<b>1</b>	<b>2</b>	<b>3</b>	<b>4</b>	<b>3</b>	<b>-1</b>

### Objectives

Administrative Services aligns project deliverables to Midpen's Strategic Plan goals and objectives primarily through:

- Goal 3 – Connect people to open space and agricultural lands, and a regional environmental protection vision
- Goal 4 – Strengthen organizational capacity and long-term financial sustainability to fulfill the mission

Strategic Plan Linkage	Project Number	Project Name	Target Completion Fiscal Year
Goal 3	10003	Diversity, Equity and Inclusion Program Actions	2027
Goal 4	51709	Cybersecurity Implementation	2027
Goal 4	Supporting Project	Cityworks Migration	2028
Goal 4	Supporting Project	Fleet Management	2026
Goal 4	Supporting Project	GIS Strategic Plan Implementation	2028
Goal 4	Supporting Project	SharePoint Migration	2028
Goal 4	XXXXX	AI for Business Efficiency	2027
Goal 4	XXXXX	Computer System Failover (Off-site)	2028
Goal 4	XXXXX	Project Management Software	2028
Goal 4	XXXXX	Recruitment Software	2028

### Performance Metrics

Strategic Plan Linkage	Indicator	FY24 Target	FY24 Actual	FY25 Target	FY26 Target
Goal 4	Percent spent of adopted and final adjusted budget	90% / 90%	92% / 94%	90% / 90%	90% / 90%
Goal 4	Budget Book receives GFOA Award for Distinguished Budget Presentation	Yes	Yes	Yes	Yes
Goal 4	Annual Report receives GFOA Award of Excellence in Financial Reporting	Yes	Yes	Yes	Yes
Goal 4	Annual Report issued with unmodified opinion	Yes	Yes	Yes	Yes
Goal 4	General Fund reserve balance policy target met	Yes	Yes	Yes	Yes
Goal 4	Legal Debt limit not exceeded	Yes	Yes	Yes	Yes
Goal 4	Credit Rating from Fitch's and Standard and Poor's	AAA	AAA	AAA	AAA
Goal 4	Percent of electronic invoice payments*	70%	58%	75%	70%
Goal 4	Number of job recruitments completed within target timeline	32	34	32	32
Goal 4	Employee retention rate	≥90%	92%	≥90%	≥90%
Goal 4	Percent of FTEs using web and mobile enterprise GIS	40%	50%	40%	45%
Goal 4	Percent of total District files in Office 365	70%	71%	75%	75%

\*The additional staff in Accounts Payable has enabled greater outreach to existing vendors to encourage them to opt for electronic payments. The projected actual for FY25 is approximately 66%.

## Budget

Expenditure Category	FY24 Actuals	FY25 Adopted	FY26 Proposed	\$ Change from FY25 Adopted	% Change from FY25 Adopted
<b>Administrative Services</b>					
Salaries and Benefits	6,478,150	8,305,256	8,827,807	522,551	6%
Services and Supplies	2,130,241	2,354,052	2,393,328	39,276	2%
<b>Total Operating Expenditures</b>	<b>8,608,391</b>	<b>10,659,308</b>	<b>11,221,135</b>	<b>561,827</b>	<b>5%</b>
General Fund Capital	342,960	205,000	0	(205,000)	-100%
<b>Total Capital Expenditures</b>	<b>342,960</b>	<b>205,000</b>	<b>0</b>	<b>(205,000)</b>	<b>-100%</b>
<b>Total Expenditures</b>	<b>8,951,351</b>	<b>10,864,308</b>	<b>11,221,135</b>	<b>356,827</b>	<b>3%</b>

Note: The increase in Salaries and Benefits is attributed to one new FTE position and the annualization of the 4 FTEs added in FY25. There are no planned Fund 40 capital expenditures in FY26 due to the completion of firewall installations in FY25.

# Engineering and Construction Department

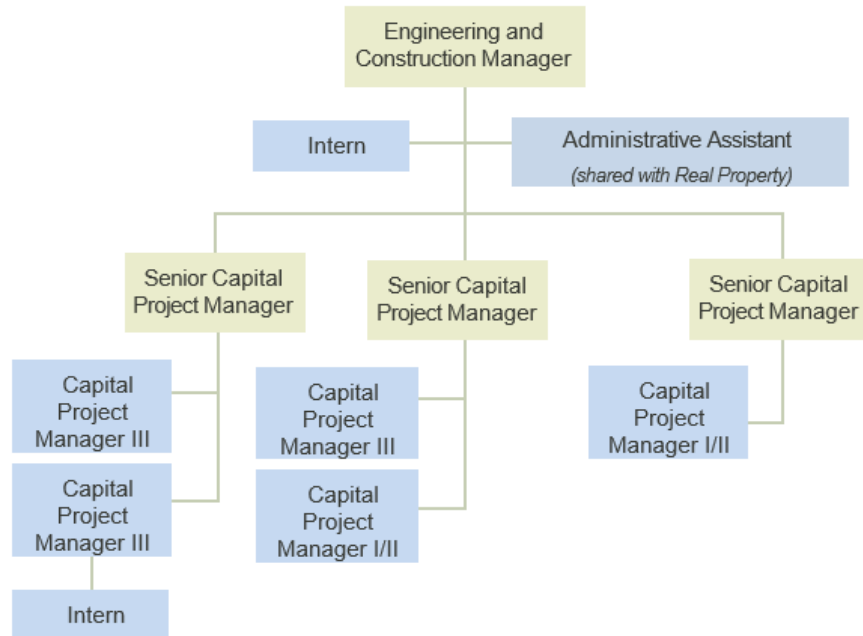
## Mission Statement

Implement large-scale capital projects to improve and maintain Midpen's infrastructure and facilities that are necessary to facilitate ecologically sensitive and safe public access and ongoing stewardship and care for the land.

## Core Functions

- Oversee and manage the design and engineering, permitting, bidding, and construction of large-scale capital improvement projects.
- Provide design, project management, construction management and/or construction oversight of large-scale capital projects.
- Ensure that capital projects comply with all necessary requirements and regulations related to construction, including building code requirements, mitigation measures, permit conditions and federal regulations.
- Develop and assist with cost estimations and constructability assessments during the planning, scoping and early design phase of capital projects.
- Stay abreast of current codes and construction regulations and ensure Midpen's construction standards remain current.

## Organizational Chart



## Staffing Levels

Position	FY22 Adopted FTE	FY23 Adopted FTE	FY24 Modified FTE	FY25 Adopted FTE	FY26 Proposed FTE	Change from FY25 Adopted
Administrative Assistant*	0.5	0.5	0.5	0.5	0.5	0
Capital Project Manager I/II	1	1	2	2	2	0
Capital Project Manager III	3	3	3	3	3	0
Engineering and Construction Manager	1	1	1	1	1	0
Senior Capital Project Manager	2	2	3	3	3	0
<b>Total FTE</b>	<b>7.5</b>	<b>7.5</b>	<b>9.5</b>	<b>9.5</b>	<b>9.5</b>	<b>0</b>

\*The Engineering & Construction department has an Administrative Assistant that is shared with and budgeted for in the Real Property department.



Position	FY22 Adopted	FY23 Adopted	FY24 Adopted	FY25 Adopted	FY26 Proposed	Change from FY25 Adopted
Interns	0	0	1	2	2	0
Limited Term	0	0	0	0	0	0
<b>Total</b>	<b>0</b>	<b>0</b>	<b>1</b>	<b>2</b>	<b>2</b>	<b>0</b>

### Objectives

Engineering and Construction aligns project deliverables to the Midpen's Strategic Plan goals and objectives primarily through:

- Goal 1 – Promote, establish, and implement a regional environmental protection vision with partners
- Goal 2 – Protect the positive environmental and biodiversity values of open space and agricultural lands
- Goal 3 – Connect people to open space and agricultural lands, and a regional environmental protection vision
- Goal 4 – Strengthen organizational capacity and long-term financial sustainability to fulfill the mission

Strategic Plan Linkage	Project Number	Project Name	Target Completion Fiscal Year
Goal 2 & 3	35006	Kennedy Trailhead Parking Area Improvement	2029
Goal 4	35010	Structure Evaluation and Disposition	2029
Goal 2	35012	Driscoll Ranch New Agricultural Well	2026
Goal 3	35015	Rancho San Antonio Road and ADA Improvements	2027
Goal 2	35016	Toto Ranch New Agricultural Well(s)	2026
Goal 3	35030	Fremont Older Parking Area Improvements	2027
Goal 2 & 3	35031	Guadalupe Creek Crossing Replacement	2027
Goal 2 & 3	35032	Bear Creek Redwoods - Parking Lot Culvert	2028
Goal 2 & 3	35033	Miramontes Ridge - Madonna Creek Dam Repair	2026
Goal 4	35034	Prospect Road Culvert Replacement	2026
Goal 4	35035	Purisima Creek Trail (Trail and Vehicle Access)	2028
Goal 4	35036	Resource Management Permit for the Former Event Center Site	2026
Goal 4	35037	Annex Building Repairs	2027
Goal 4	35038	Cunha House Repair	2029
Goal 2 & 4	35039	Allen Road Washout Repair	2027
Goal 2 & 4	35040	FFO Solar Panels/EV Chargers	2028
Goal 4	35041	Fremont Older Residence Roof Replacement	2026
Goal 4	35042	Lone Madrone Mobile Home Replacement	2028
Goal 4	35043	Schilling Lake Spillway Repair	2028
Goal 4	35044	Coastal Area Office Build Out	2029
Goal 4	35045	Administrative Office Solar Expansion	2028
Goal 4	35046	Visitor Services Storage Unit	2026
Goal 1 & 3	35047	Bear Creek Road and Summit Road Intersection Trail Crossing	2029
Goal 3	35048	Picchetti ADA Site Improvements	2029
Goal 3	35049	Ravenswood Viewing Platforms Rebuild	2029
Goal 2 & 3	61049	El Corte de Madera - Spring Board Trail Culvert and Bridge	2030
Goal 2 & 3	61050	Purisima Creek Redwoods - Purisima Ponds	2027
Goal 2 & 3	61051	Skyline Ridge Road Repair at Big Dipper Inholding	2026
Goal 4	61054	Replace Bridge MRBR1 in Miramontes Ridge Preserve	2029
Goal 4	61055	Replace Roof on Coal Creek Barn	2027
Goal 2	80059	Groundwater Well Decommissioning	2031
Goal 3	MAA02-005	Pedestrian Gate Access Bay Trail via Rutgers	2026
Goal 2	MAA03-002	Purisima Upland Site Cleanup and Soil Remediation	2026
Goal 1 & 3	MAA03-009	Purisima-to-the-Sea Parking	2029
Goal 1 & 2	MAA03-013	Highway 35 Multi-Use Trail Crossing and Parking Implementation	2028
Goal 1 & 3	MAA05-012	Paulin Culvert/Bridge Improvements	2027
Goal 3	MAA05-013	La Honda Parking and Trailhead Access – Phase 2 Implementation	2030
Goal 3	MAA11-005	Rancho San Antonio Permanent Carpool Parking Implementation	2028
Goal 1	MAA20-001	Wildlife Corridor: Highway 17 Crossing	2030
Goal 1 & 3	MAA20-002	Bay Area Ridge Trail: Highway 17 Crossing	2030

Goal 1, 3, & 4	MAA21-004	Bear Creek Stables	2028
Goal 3	MAA21-011	Phase 2 Trail Improvements, Bear Creek Redwoods (NE Trailhead Connection)	2027
Goal 3	MAA22-004	Beatty Parking Area and Trail Connections	2029
Goal 4	VP06-004	Hawthorns Structures Stabilization/Repairs	2028
Goal 3	VP21-005	Bear Creek Redwoods North Parking Area	2027
Goal 2	VP22-002	Alma Bridge Road Wildlife Passage	2028
Goal 2	XXXXX	Culvert Replacement in Sierra Azul	2029
Goal 2 & 3	XXXXX	Wildcat Loop Bridge Replacement	2029

## Performance Metrics

Strategic Plan Linkage	Indicator	FY24 Target	FY24 Actuals	FY25 Target	FY26 Target
Goal 4	Percent of projects finished within board-approved budget (base bid and contingency)	80%	94%	80%	80%
Goal 4	Percent of projects finished within schedule indicated at the time of award of contract	80%	88%	80%	80%

## Budget

Midpen Budget by Expenditure Category	FY24 Actuals	FY25 Adopted Budget	FY26 Proposed Budget	\$ Change from FY25 Adopted Budget	% Change from FY25 Adopted Budget
<b>Engineering and Construction</b>					
Salaries and Benefits	\$1,182,427	\$1,778,298	\$1,841,708	\$63,410	4%
Less: MAA Reimbursable Staff	(100,832)	(169,051)	(165,017)	4,034	-2%
Net Salaries and Benefits	1,081,595	1,609,247	1,676,691	67,444	4%
Services and Supplies	39,981	84,670	60,710	(23,960)	-28%
<b>Total Operating Expenditures</b>	<b>1,121,577</b>	<b>1,693,917</b>	<b>1,737,401</b>	<b>43,484</b>	<b>3%</b>
Hawthorns Services and Supplies	0	0	10,000	10,000	-
Hawthorns Capital/Fixed Assets	0	0	850,000	850,000	-
<b>Total Hawthorns Expenditures</b>	<b>0</b>	<b>0</b>	<b>860,000</b>	<b>860,000</b>	<b>-</b>
General Fund Capital	1,251,866	6,742,750	7,253,785	511,035	8%
Measure AA Capital	5,241,717	4,710,182	5,631,059	920,877	20%
<b>Total Capital Expenditures</b>	<b>6,493,583</b>	<b>11,452,932</b>	<b>12,884,844</b>	<b>1,431,912</b>	<b>13%</b>
<b>Total Engineering and Construction Expenditures</b>	<b>\$7,615,160</b>	<b>\$13,146,849</b>	<b>\$15,482,245</b>	<b>\$2,335,396</b>	<b>18%</b>

Note: Hawthorns is increasing to cover part of the VP06-004 - Hawthorns Structures Stabilization/Repairs project construction. The other portion is covered by General Fund Capital. Measure AA Capital is increasing primarily due to the MAA05-007 - La Honda Creek Phase 2 Trail Connections and MAA05-012 - Paulin Culvert/Bridge Improvements projects moving into the construction phase in FY26. General Fund Capital is increasing because projects VP21-005 - Bear Creek Redwoods North Parking Area and 35035 - Purisima Creek Trail (Trail and Vehicle Access) are also moving to construction in FY26. Additionally, the VP22-002 - Alma Bridge Road Wildlife Passage project is entering into the engineering/design phase now that the population analysis is complete.

## Facilities and Fleet Department

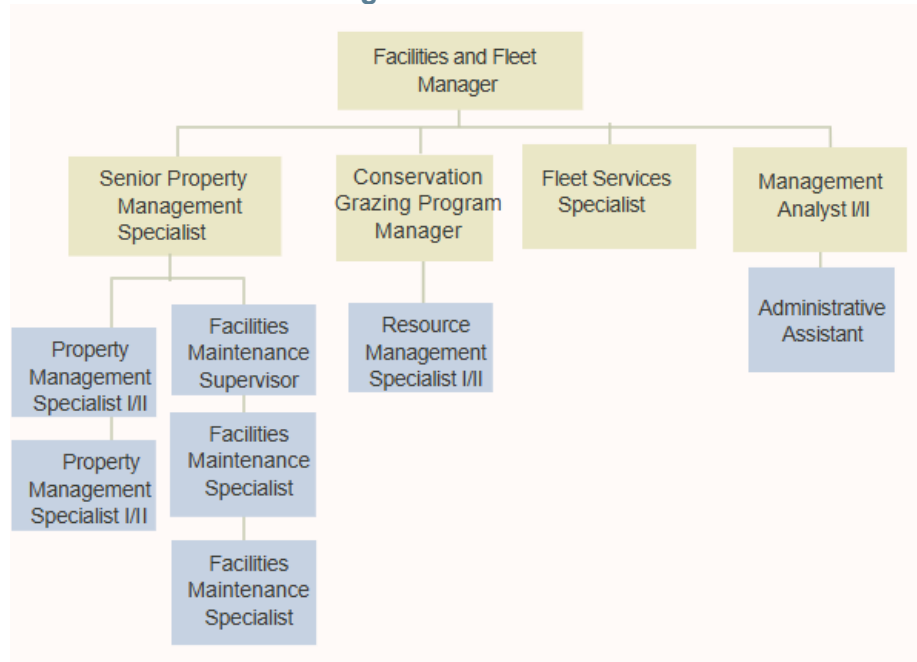
### Mission Statement

Provide and maintain field and administrative facilities and fleet for operational use. Manage grazing, agricultural and other facility leases and associated structures to support Midpen's mission.

### Core Functions

- Manage grazing, agricultural and other facility leases and associated structures to further Midpen goals.
- Provide and maintain field and administrative facilities for staff use.
- Manage revenue-producing properties.
- Manage the District's fleet of vehicles and equipment for staff use.

### Organizational Chart



### Staffing Levels

Position	FY22 Adopted FTE	FY23 Adopted FTE	FY24 Adopted FTE	FY25 Adopted FTE	FY26 Proposed FTE	Change from FY25 Adopted
Administrative Assistant	0	0	0	0	1	1
Facilities and Fleet Manager ^	0	0	0	0	1	1
Facilities Maintenance Specialist *	0	0	0	0	2	2
Facilities Maintenance Supervisor *	0	0	0	0	1	1
Fleet Services Specialist	0	0	0	0	1	1
Management Analyst I/II	0	0	0	0	1	1
Property Management Specialist I/II *	0	0	0	0	2	2
Resource Management Specialist II	0	0	0	0	1	1
Conservation Grazing Program Manager *	0	0	0	0	1	1
Senior Property Management Specialist *	0	0	0	0	1	1
<b>Total FTE</b>	<b>0</b>	<b>0</b>	<b>0</b>	<b>0</b>	<b>12</b>	<b>12</b>

\* Following the recommendations for the 2023 Financial Operational Sustainability Study Refresh, the Facilities and Fleet Department is newly formed to centralize oversight of facilities maintenance, property management, fleet services, and contract management. As part of this formation, a total of five

## ATTACHMENT 4

new FTE positions were created, and an additional seven positions were strategically shifted from the Land Stewardship and Trails Department (formerly Land and Facilities Services) into the newly formed Facilities and Fleet Department. The positions that have shifted are noted with an asterisk (\*). The Facilities and Fleet Department thus comprises of 12 full-time equivalent (FTE) positions in Fiscal Year 2026.

<sup>^</sup>In FY25, the Board approved the addition of the Facilities and Fleet Manager to help expedite the recruitment of the new Land Stewardship and Trails Department Manager.

### Objectives

Facilities and Fleet aligns project deliverables to the Midpen's Strategic Plan goals and objectives primarily through:

- Goal 1 – Promote, establish, and implement a regional environmental protection vision with partners
- Goal 2 – Protect the positive environmental and biodiversity values of open space and agricultural lands
- Goal 4 – Strengthen organizational capacity and long-term financial sustainability to fulfill the mission

Strategic Plan Linkage	Project Number	Project Name	Target Completion Fiscal Year
Goal 2	61030	Toto Ranch Agricultural Plan	2027
Goal 4	61057	Title 24 Residential Improvements	2026
Goal 2	MAA05-014	Lone Madrone Corrals	2026
Goal 1 & 2	MAA13-004	Cloverdale Ranch Water Development Project	2027
Goal 2	MAA13-XXX	Pond Fencing at Cloverdale Ranch	2026
Goal 4	None	Vehicle and Machinery/Equipment Purchases	N/A
Goal 1 & 2	Supporting Project	Electric Vehicle Charging Stations at Preserves	2028
Goal 2 & 4	XXXXXX	Agricultural Barn and Outbuildings Repair	2030
Goal 2	XXXXXX	Big Dipper Cross Fence	2026
Goal 2	XXXXXX	Elkus-Lobitos Perimeter Fence	2026
Goal 4	XXXXXX	Folger House Repair	2026
Goal 2	XXXXXX	Gordon Ridge Ponds Improvement	2027
Goal 2	XXXXXX	October Farms Perimeter Fence	2026
Goal 4	XXXXXX	Residential Detached Structures Repairs	2030
Goal 4	XXXXXX	Residential Driveway Replacements	2030
Goal 4	XXXXXX	Residential Housing Roof Replacements	2030
Goal 4	XXXXXX	Rural Residential Water System Improvements	2030

### Performance Metrics

As a newly established department, the development of meaningful performance metrics is underway. The Facilities and Fleet Department is focused on creating a comprehensive system to evaluate our performance across all functional areas.

## Budget

Expenditure Category	FY24 Actuals	FY25 Adopted	FY26 Proposed	\$ Change from FY25 Adopted	% Change from FY25 Adopted
<b>Facilities and Fleet</b>					
Salaries and Benefits	n/a	n/a	1,790,522	n/a	n/a
Less: MAA Reimbursable Staff Costs	n/a	n/a	-18,394	n/a	n/a
Net Salaries and Benefits	n/a	n/a	1,772,128	n/a	n/a
Services and Supplies	n/a	n/a	3,123,070	n/a	n/a
<b>Total Operating Expenditures</b>	<b>n/a</b>	<b>n/a</b>	<b>4,895,198</b>	<b>n/a</b>	<b>n/a</b>
General Fund Capital	n/a	n/a	2,156,350	n/a	n/a
Measure AA Capital	n/a	n/a	588,894	n/a	n/a
<b>Total Capital Expenditures</b>	<b>n/a</b>	<b>n/a</b>	<b>2,745,244</b>	<b>n/a</b>	<b>n/a</b>
<b>Total Expenditures</b>	<b>n/a</b>	<b>n/a</b>	<b>7,640,442</b>	<b>n/a</b>	<b>n/a</b>

Note: As of FY26, the Land & Facilities Department was divided into two distinct entities: Land Stewardship and Trails and the newly established Facilities and Fleet Department, which assumed responsibility for facilities maintenance, property management, grazing program, fleet services, and contract management, along with their associated budgets.

## Office of the General Counsel

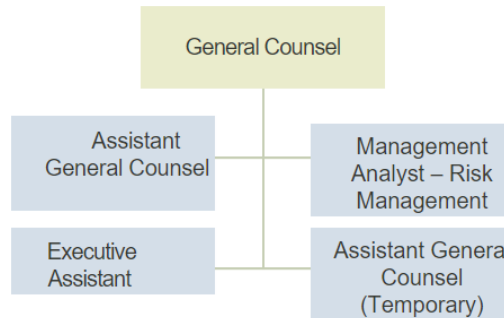
### Mission Statement

Provide legal services and counsel to the board of directors, committees and departments.

### Core Functions

- Provide legal review and advice to the board of directors and staff.
- Represent Midpen in litigation and legal matters with outside agencies.
- Administer Midpen's risk management program.

### Organizational Chart



### Staffing Levels

Position	FY22 Adopted FTE	FY23 Adopted FTE	FY24 Adopted FTE	FY25 Adopted FTE	FY26 Proposed FTE	Change from FY25 Adopted
Assistant General Counsel	1	1	1	1	1	0
General Counsel	1	1	1	1	1	0
Executive Assistant	1	1	1	1	1	0
Management Analyst I/II (Risk Management)	1	1	1	1	1	0
<b>Total FTE</b>	<b>4</b>	<b>4</b>	<b>4</b>	<b>4</b>	<b>4</b>	<b>0</b>

### Objectives

General Counsel aligns project deliverables to Midpen's Strategic Plan goals and objectives primarily through:

- Goal 1 – Promote, establish, and implement a regional environmental protection vision with partners
- Goal 2 – Protect the positive environmental and biodiversity values of open space and agricultural lands
- Goal 3 – Connect people to open space and agricultural lands, and a regional environmental protection vision
- Goal 4 – Strengthen organizational capacity and long-term financial sustainability to fulfill the mission

### Budget

Expenditure Category	FY24 Actuals	FY25 Adopted	FY26 Proposed	\$ Change from FY25 Adopted	% Change from FY25 Adopted
<b>General Counsel</b>					
Salaries and Benefits	916,581	975,024	1,043,633	68,609	7%
Services and Supplies	133,215	139,585	157,755	18,170	13%
<b>Total Operating Expenditures</b>	<b>1,049,796</b>	<b>1,114,609</b>	<b>1,201,388</b>	<b>86,779</b>	<b>8%</b>
<b>Total Expenditures</b>	<b>1,049,796</b>	<b>1,114,609</b>	<b>1,201,388</b>	<b>86,779</b>	<b>8%</b>

Note: The increased Services and Supplies budget reflects the use of special outside counsel primarily for litigation.

## Office of the General Manager

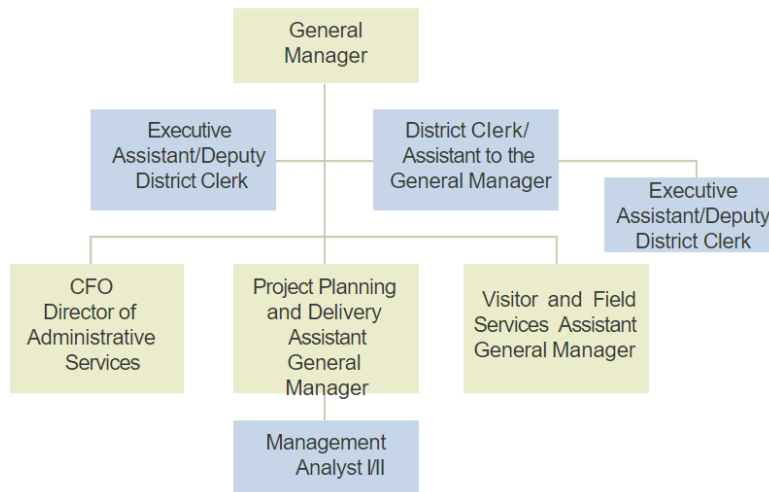
### Mission Statement

Responsible for the overall operation of Midpen. Under policy direction from the board of directors, the General Manager's Office carries out Midpen's adopted Strategic Plan goals and objectives and Vision Plan priority actions and works through the executive team to provide leadership, direction, resources and tools to Midpen departments to ensure effective, efficient, and financially prudent project and service delivery for public benefit.

### Core Functions

- Provide leadership, oversight and direction for Midpen functions.
- Accomplish the goals and objectives set out in the board-approved Strategic Plan.
- Implement Midpen's Vision Plan priority actions.
- Ensure that Midpen's policies and procedures are fiscally sustainable.
- Provide legislative support to the board of directors, including duties associated with the board agenda and actions, officiating all Midpen elections and maintaining all official records.

### Organizational Chart



### Staffing Levels

Position	FY22 Adopted FTE	FY23 Adopted FTE	FY24 Adopted FTE	FY25 Modified FTE	FY26 Proposed FTE	Change from FY25 Modified
Administrative Assistant	1	1	1	0	0	0
Assistant General Manager	2	2	2	2	2	0
Chief Financial Officer/Director of Administrative Services	1	1	1	1	1	0
District Clerk/Assistant to General Manager	1	1	1	1	1	0
Executive Assistant/Deputy Clerk	1	1	1	2	2	0
General Manager	1	1	1	1	1	0
Management Analyst I/II	1	1	1	1	1	0
<b>Total FTE</b>	<b>8</b>	<b>8</b>	<b>8</b>	<b>8</b>	<b>8</b>	<b>0</b>

Position	FY22 Adopted	FY23 Adopted	FY24 Adopted	FY25 Adopted	FY26 Target Proposed	Change from FY25 Modified
Limited Term	0	0	0	1	1	0
<b>Total</b>	<b>0</b>	<b>0</b>	<b>0</b>	<b>1</b>	<b>1</b>	<b>0</b>

### Objectives

General Manager aligns project deliverables to Midpen's Strategic Plan goals and objectives primarily through:

- Goal 1 – Promote, establish, and implement a regional environmental protection vision with partners
- Goal 2 – Protect the positive environmental and biodiversity values of open space and agricultural lands
- Goal 3 – Connect people to open space and agricultural lands, and a regional environmental protection vision
- Goal 4 – Strengthen organizational capacity and long-term financial sustainability to fulfill the mission

Strategic Plan Linkage	Project Number	Project Name	Target Completion Fiscal Year
Goal 4	10001	Records Management	2027
Goal 4	10004	FOSM Update	2027
Goal 3	31901	ADA Barrier Removal	2030
Goal 1 & 4	Supporting Project	20-Year MAA Project Implementation Plan	2026
Goal 2 & 3	Supporting Project	Basic Policies for the Coastside Protection Area	2026
Goal 3 & 1	Supporting Project	Native American Relations Program	2030

### Performance Metrics

Strategic Plan Linkage	Indicator	FY24 Target	FY24 Actuals	FY25 Target	FY26 Target
Goal 1	Number of public meetings held per year	60	60	60	60

### Budget

Expenditure Category	FY24 Actuals	FY25 Adopted	FY26 Proposed	\$ Change from FY25 Adopted	% Change from FY25 Adopted
<b>General Manager</b>					
Salaries and Benefits	1,972,186	2,090,841	2,328,802	237,961	11%
Services and Supplies	393,521	443,245	305,535	-137,710	-31%
<b>Total Operating Expenditures</b>	<b>2,365,708</b>	<b>2,534,086</b>	<b>2,634,337</b>	<b>100,251</b>	<b>4%</b>
<b>Total Expenditures</b>	<b>2,365,708</b>	<b>2,534,086</b>	<b>2,634,337</b>	<b>100,251</b>	<b>4%</b>

Note: The increase in the Salaries and Benefits budget is primarily due to the full budgeting of a limited term management fellow position previously covered by salary savings (FY26 represents year 2 of 2). The decrease in the Services and Supplies budget is primarily attributable to the non-election year status of FY26 as well as a lower anticipated volume of records retention work.



## Land Stewardship and Trails Department

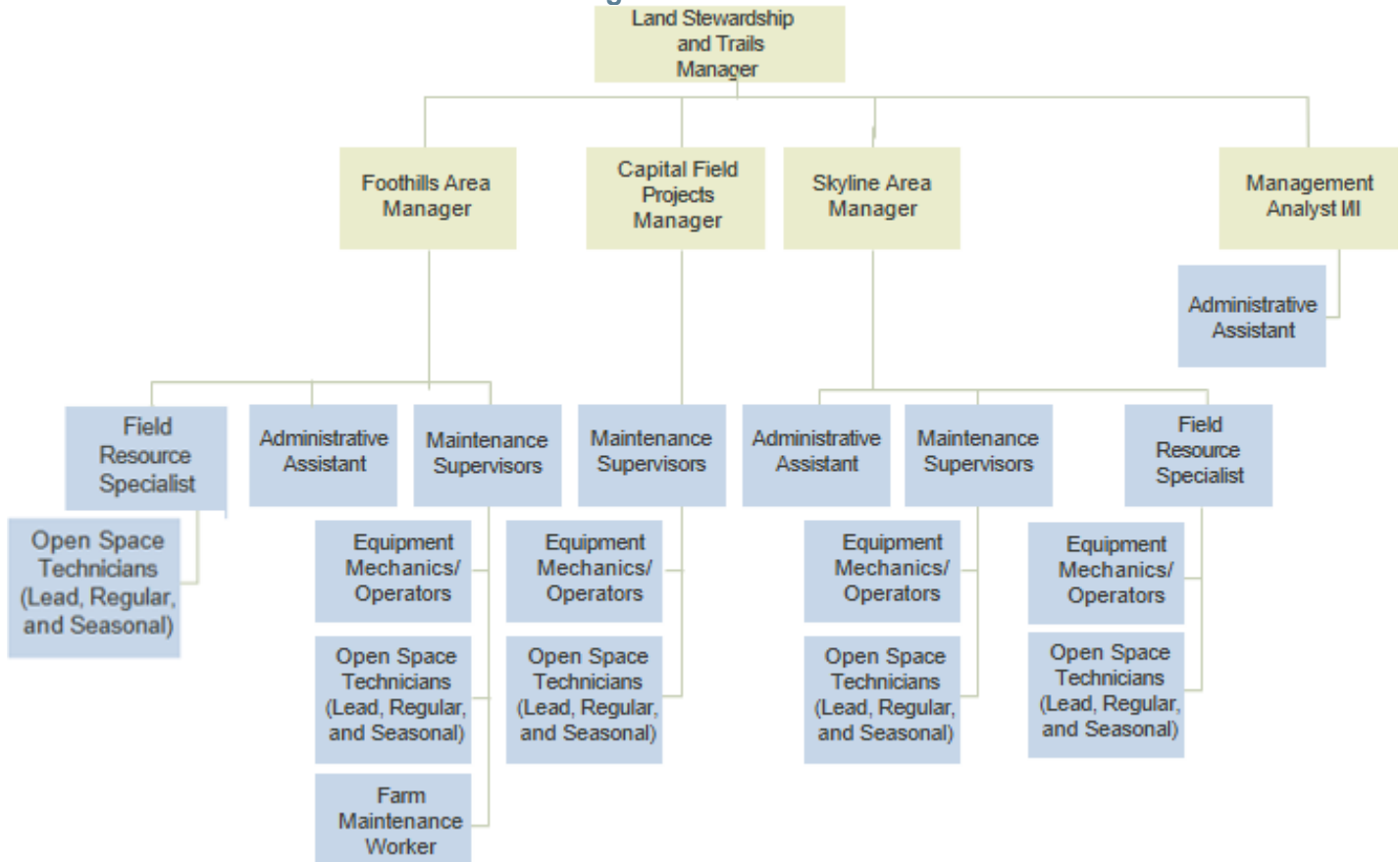
### Mission Statement

Improve, restore and maintain Midpen lands and trails in a manner that ensures protection and stewardship of the natural resources, that provides public access to explore and enjoy the lands, and that is consistent with ecological and open space values and public safety.

### Core Functions

- Maintain and construct an enjoyable and sustainable trail system.
- Provide in-the-field services to protect and restore natural resources.
- Protect public health and safety through fire prevention and safe access.
- Foster neighbor, partner, and jurisdictional-oversight agency relationships and engage in multi-stakeholder efforts to further Midpen land stewardship goals.

### Organizational Chart



### Staffing Levels

Position	FY22 Adopted FTE	FY23 Adopted FTE	FY24 Modified FTE	FY25 Adopted FTE	FY26 Proposed FTE	Change from FY25 Adopted
Administrative Assistant	3	3	3	3	3	0
Area Manager	2	2	2	2	2	0
Capital Projects Field Manager	1	1	1	1	1	0
Equipment Mechanic/Operator	8	8	9	9	9	0
Facilities Maintenance Specialist^	1	1	1	1	0	-1
Facilities Maintenance Supervisor^	1	1	1	1	0	-1
Farm Maintenance Worker	1	1	1	1	1	0

## ATTACHMENT 4

Field Resource Specialist	1	2	2	2	2	0
Land Stewardship and Trails Manager	1	1	1	1	1	0
Lead Open Space Technician	7	8	9	9	9	0
Maintenance Supervisor	6	6	6	6	6	0
Management Analyst I/II	1	1	1	1	1	0
Open Space Technician	15	15	19	20	20	0
Property Management Specialist I/II^	2	2	2	2	0	-2
Resource Management Specialist III^	0	1	1	1	0	-1
Senior Property Management Specialist^	1	1	1	1	0	-1
<b>Subtotal FTE</b>	<b>51</b>	<b>54</b>	<b>60</b>	<b>61</b>	<b>55</b>	<b>-6</b>
Seasonal Open Space Technician*	8.3	8.3	9.5	7.7	9.7	2.0
<b>Total FTE</b>	<b>59.3</b>	<b>62.3</b>	<b>69.5</b>	<b>68.7</b>	<b>64.7</b>	<b>-4.0</b>

\* Seasonal employees are hired for 960 hours; the 9.7 FTEs in FY25 amount to 21 seasonal open space technicians.

^Note: As an outcome of the 2023 Financial Operational Sustainability Study Refresh, the Land & Facilities Department was split into two departments in FY26. The responsibility for managing District facilities and fleet shifted to the new Facilities and Fleet Department, including 6 FTE positions in FY26.

	FY22	FY23	FY24	FY25	FY26 Target	Change from
Position	Adopted	Adopted	Modified	Modified	Proposed	FY25 Modified
Interns	0	0	0	0	0	0
Limited Term*	0	0	0	1	0	-1
<b>Total</b>	<b>0</b>	<b>0</b>	<b>0</b>	<b>1</b>	<b>0</b>	<b>-1</b>

\*The limited term position of a second Facilities Maintenance Specialist is proposed to be converted to a regular FTE and deployed to the new Facilities and Fleet Department.

### Objectives

Land and Facilities Services aligns project deliverables to Midpen's Strategic Plan goals and objectives primarily through:

- Goal 1 – Promote, establish, and implement a regional environmental protection vision with partners
- Goal 2 – Protect the positive environmental and biodiversity values of open space and agricultural lands
- Goal 3 – Connect people to open space and agricultural lands, and a regional environmental protection vision

Strategic Plan Linkage	Project Number	Project Name	Target Completion Fiscal Year
Goal 3 & 2	61025	FFO Trail Bridge Replacements	2026
Goal 1 & 2	61031	Wildland Fire Capacity	2026
Goal 3	61044	Monte Bello Black Mountain Trail Extension	2028
Goal 2 & 2	61056	Los Gatos Creek Watershed Phase 2 (Fuel Treatment)	2027
Goal 3 & 1	MAA03-010	Purisima-to-the-Sea Trail	2030
Goal 3	MAA05-007	La Honda Creek Phase 2 Trail Connections	2026
Goal 3 & 2	MAA10-002	Meadow Trail Reroute	2027
Goal 3 & 2	MAA13-001	Cloverdale - Operational Road System Review and Repairs	2030
Goal 3 & 1	MAA20-004	El Sereno Loop Trail	2026
Goal 3	VP21-006	Phase 2 Multiuse Trail, Bear Creek Redwoods	2028
Goal 2	XXXXX	Los Gatos Creek Watershed Phase 3 (Fuel Treatment Work)	2030

## Performance Metrics

Strategic Plan Linkage	Indicator	FY24 Target	FY24 Actuals	FY25 Target	FY26 Target
Goal 3	Miles of single-track trail brushed	82	82	83.5	84.8
Goal 2	Percentage of work completed of enhanced fire management within Tier 1 or Tier 2 priority areas	85%	85%	85%	85%

## Budget

Expenditure Category	FY24 Actuals	FY25 Adopted	FY26 Proposed	\$ Change from FY25 Adopted	% Change from FY25 Adopted
<b>Land Stewardship and Trails</b>					
Salaries and Benefits	8,269,790	9,475,114	9,362,473	-112,641	-1%
Less: MAA Reimbursable Staff Costs	-347,800	-327,766	-457,075	-129,309	39%
Net Salaries and Benefits	7,921,990	9,147,348	8,905,398	-241,950	-3%
Services and Supplies	4,540,177	6,038,702	2,833,926	-3,204,776	-53%
<b>Total Operating Expenditures</b>	<b>12,462,167</b>	<b>15,186,050</b>	<b>11,739,324</b>	<b>-3,446,726</b>	<b>-23%</b>
Services and Supplies	0	37,200	37,200	0	0%
<b>Total Hawthorns Expenditures</b>	<b>0</b>	<b>37,200</b>	<b>37,200</b>	<b>0</b>	<b>0%</b>
General Fund Capital	563,967	733,500	500,000	-233,500	-32%
Measure AA Capital	973,152	2,513,766	654,575	-1,859,191	-74%
<b>Total Capital Expenditures</b>	<b>1,537,120</b>	<b>3,247,266</b>	<b>1,154,575</b>	<b>-2,092,691</b>	<b>-64%</b>
<b>Total Expenditures</b>	<b>13,999,287</b>	<b>18,470,516</b>	<b>12,931,099</b>	<b>-5,539,417</b>	<b>-30%</b>

Note: The decrease in Salaries and Benefits and Services and Supplies budgets is primarily due to the reorganization of the Land & Facilities Service Department. This department was divided into Land Stewardship and Trails and the new Facilities and Fleet Department, which assumed responsibility for facilities maintenance, property management, grazing, fleet services, and contract management, along with their budgets. Consequently, the Fund 30 MAA budget for Land Stewardship and Trails decreased by \$1.8 million, and their Fund 10 budget decreased by \$3.2 million due to project completion or transfer to the Facilities and Fleet Department.

# Natural Resources Department

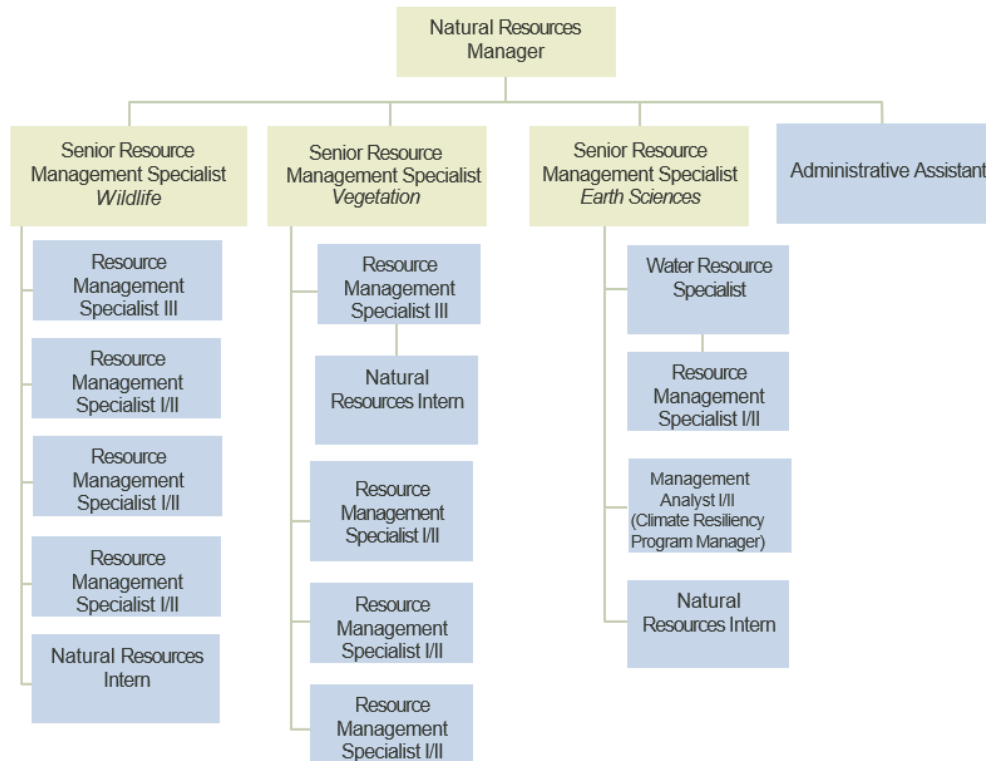
## Mission Statement

Protect and restore the natural diversity and integrity of Midpen's resources for their value to the environment and the public and provide for the use of the preserves consistent with resource protection.

## Core Functions

- Plan, design, and implement projects to protect and restore the natural resources and enhance the climate resiliency of open space lands.
- Comply with the California Environmental Quality Act and resource agency regulation requirements.
- Work with other entities to protect Midpen and regional natural resources.
- Steward Midpen working landscapes to protect natural resource values that support local biodiversity and sustainable agricultural uses.
- Identify and protect cultural resources.

## Organizational Chart



## Staffing Levels

Position	FY22 Adopted FTE	FY23 Adopted FTE	FY24 Adopted FTE	FY25 Adopted FTE	FY26 Proposed FTE	Change from FY25 Adopted
Administrative Assistant*	0.5	0.5	0.5	1	1	0
Management Analyst I/II	1	1	1	1	1	0
Natural Resources Manager	1	1	1	1	1	0
Resource Management Specialist I/II^	4	5	5	5	7	2
Resource Management Specialist III#	1	1	1	1	2	1
Senior Resource Management Specialist	3	3	3	3	3	0
Water Resources Specialist	1	1	1	1	1	0
<b>Total FTE</b>	<b>11.5</b>	<b>12.5</b>	<b>12.5</b>	<b>13</b>	<b>16</b>	<b>3</b>

*\*In prior fiscal years, the Administrative Assistant for Natural Resources split their time with the Real Property department and was counted and budgeted for in the Real Property department. Starting in FY25, the Administrative Assistant position will fully support the Natural Resources department.*

<sup>^</sup>Two limited term Resource Management Specialist I/II positions are proposed for conversion to two FTE positions, consistent with FOSM growth projections. These are being zeroed out in the table below and added/transferred to the table above under FY26 Proposed FTEs.

<sup>#</sup>One new Resource Management Specialist III is proposed per the FOSM to assist with Resource Agency Permitting to support a variety of Midpen projects that are led by multiple departments.

Position	FY22 Adopted	FY23 Adopted	FY24 Modified	FY25 Adopted	FY26 Proposed	Change from FY25 Adopted
Interns	2	2	2	3	3	0
Limited Term <sup>^</sup>	0	0	2	2	0	-2
<b>Total</b>	<b>2</b>	<b>2</b>	<b>4</b>	<b>5</b>	<b>3</b>	<b>-2</b>

### Objectives

Natural Resource aligns project deliverables to Midpen's Strategic Plan goals and objectives primarily through:

- Goal 1 – Promote, establish, and implement a regional environmental protection vision with partners
- Goal 2 – Protect the positive environmental and biodiversity values of open space and agricultural lands
- Goal 3 – Connect people to open space and agricultural lands, and a regional environmental protection vision

Strategic Plan Linkage	Project Number	Project Name	Target Completion Fiscal Year
Goal 2	80054	Badger/Burrowing Owl Management	2028
Goal 2	80058	Districtwide Herpetofauna & Aquatic Habitat Assessment	2028
Goal 2	80065	IPM Implementation of Valley Water Grant	2027
Goal 2	80069	Human/Mountain Lion Interaction Management	2029
Goal 2	80072	Irish Ridge Restoration	2029
Goal 2	80073	Oversight of Lehigh Quarry Activities	2032
Goal 2	80081	Pescadero Watershed Sediment Reduction Implementation	2029
Goal 2	80083	Santa Cruz Kangaroo Rat Habitat and Population Management	2028
Goal 2	80084	Remediation of Planting Sites	2028
Goal 2	80090	CEQA Review for Integrated Pest Management Implementation	2026
Goal 2	80091	Miramontes Ridge Reforestation	2031
Goal 2	80092	Long Ridge Forest Health Treatment	2030
Goal 2 & 4	80093	Prescribed Fire Plan Implementation	2027
Goal 1 & 2	80096	San Francisco Garter Snake Partnership	2030
Goal 2	80097	Wildlife Conservation Board Grant Reforestation Projects	2028
Goal 1	80098	Science Symposium	2026
Goal 2	80100	Carbon Farm Plan Implementation	2029
Goal 2	MAA01-006	Madonna Creek Habitat Enhancement, Water Supply and Bridge Replacement	2029
Goal 2	MAA01-008	Johnston Ranch Habitat and Agricultural Water Supply Improvements	2027
Goal 2	MAA01-XXX	Arroyo Leon Creek Fish Passage Improvements	2030
Goal 2	MAA02-004	Stevens Creek Shoreline Nature Area Restoration	2028
Goal 2	MAA03-011	Lobitos Creek Fisheries Restoration	2032
Goal 2	MAA05-010	La Honda Forest Health	2030
Goal 2	MAA08-XXX	San Gregorio Creek Fish Habitat Enhancement	2026
Goal 2 & 3	MAA21-006	Bear Creek Redwoods - Alma College Cultural Landscape Rehabilitation	2027
Goal 1 & 2	MAA21-007	Bear Creek Redwoods Preserve Plan: Invasive Weed Treatment and Restoration	2029
Goal 2	MAA25-XXX	Sierra Azul - Knobcone Pine Management	2031
Goal 1	VP01-XXX	Madonna Creek Caltrans Mitigation	2035
Goal 2	VP21-XXX	BCR Wet Meadow Restoration	2037
Goal 2	VP21-XXX	Hillside Restoration Above BCR Corrals	2026
Goal 2	VP21-XXX	Hillside Restoration at BCR Vineyards	2034
Goal 2	XXXXX	Cherry Springs Pond Restoration	2029

Goal 2	XXXXX	District-Wide Bat Roosting Habitat Suitability Analysis	2027
Goal 2	XXXXX	District-Wide Mountain Lion Denning Habitat Suitability Analysis	2029
Goal 2	XXXXX	District-Wide Wildlife Connectivity Analysis	2029
Goal 2	XXXXX	Drought Response and Resiliency Plan	2030
Goal 2	XXXXX	Grassland Bird Habitat Management Plan	2028
Goal 2	XXXXX	Mitigation of Routine Maintenance Projects	2030
Goal 1 & 4	XXXXX	Rangeland Silvopasture	2030
Goal 2	XXXXX	Remove Ineffective Pond DR15 in Harrington Grazing Unit	2030
Goal 2	XXXXX	Strategic Plan for Adaptation and Resilience to Climate Change	2027

### Performance Metrics

Strategic Plan Linkage	Indicator	FY24 Target	FY24 Actuals	FY25 Target	FY26 Target
Goal 2	<i>Protect:</i> Review and identify natural areas needing additional protection for special status species or habitats (e.g., potential Conservation Management Units [CMU]).	5	9	1-2	1-2
Goal 2	<i>Restore:</i> Percent of acres in natural resources management plans implemented to enhance terrestrial habitat and ecosystem resiliency.	70% of Acreage	51%*	70% of Acreage	70% of Acreage
Goal 2	<i>Restore:</i> Number of aquatic habitat sites enhanced to support the recovery of special status species.	1-2 each year	1	1-2 each year	1-2 each year
Goal 2	<i>Monitor:</i> Proportion of rare, threatened, or endangered animal species surveyed for and/or monitored on Midpen lands.	25%	35%	25%	25%
Goal 3	<i>Educate:</i> Engage the public in service-learning events.	12	31	12	12

\* Staff unable to complete projected IPM work due to wildland fire resilience program fuels management work priorities. Increased staffing and more balanced workload projections have been implemented to better achieve target metric levels in future years.

### Budget

Midpen Budget by Expenditure Category	FY24 Actuals	FY25 Adopted Budget	FY26 Proposed Budget	\$ Change from FY25 Adopted Budget	% Change from FY25 Adopted Budget
<b>Natural Resources</b>					
Salaries and Benefits	\$1,871,146	\$2,554,387	\$2,993,908	\$439,521	17%
Less: MAA Reimbursable Staff Costs	(42,105)	(98,737)	(56,576)	42,161	-43%
Net Salaries and Benefits	1,829,041	2,455,650	2,937,332	481,682	20%
Services and Supplies	2,471,816	2,799,383	2,790,077	(9,306)	0%
<b>Total Operating Expenditures</b>	<b>4,300,857</b>	<b>5,255,033</b>	<b>5,727,409</b>	<b>472,376</b>	<b>9%</b>
General Fund Capital	594,282	1,620,000	370,000	(1,250,000)	-77%
Measure AA Capital	920,260	763,737	638,876	(124,861)	-16%
<b>Total Capital Expenditures</b>	<b>1,514,543</b>	<b>2,383,737</b>	<b>1,008,876</b>	<b>(1,374,861)</b>	<b>-58%</b>
<b>Total Natural Resources Expenditures</b>	<b>\$5,815,400</b>	<b>\$7,638,770</b>	<b>\$6,736,285</b>	<b>(\$902,485)</b>	<b>-12%</b>

Note: Salaries and Benefits is increasing due to the annualization of one fully budgeted new position in FY25 and one net new FTE in FY26. General Fund Capital expenditures are decreasing because the VP22-002 - Alma Bridge Road Wildlife Passage project population analysis was completed in FY25, with subsequent implementation steps and the associated budget carried by the Engineering and Construction Department. Measure AA Capital is decreasing due to multiple large projects wrapping up in FY25, such as the MAA10-001 - Alpine Road Regional Trail, Coal Creek and MAA13-002 - Cloverdale Reservoir Monitoring Improvements projects.

## Planning Department

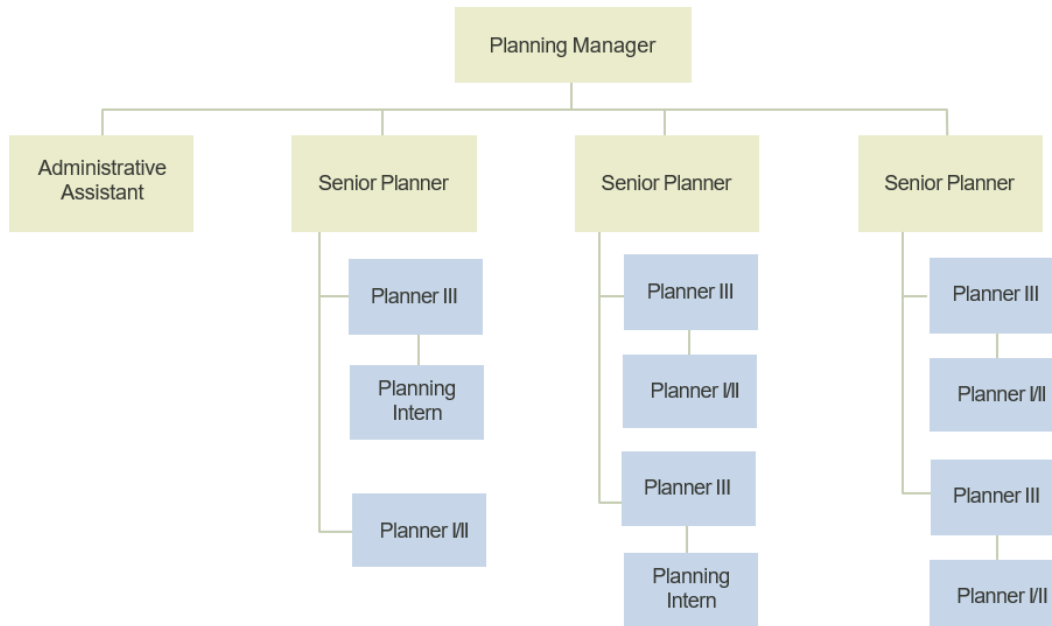
### Mission Statement

Respecting the natural diversity and integrity of Midpen's resources, work with and encourage public and private agencies to preserve, maintain and enhance open space; work cooperatively with other governmental agencies and community organizations to facilitate planning and development of recreation facilities and of public use; encourage public input and involvement in Midpen's decision-making process and other activities; participate in the public review processes of land use plans of other agencies and development proposals that affect Midpen's mission; and follow management policies for quality care of the land and provision of public access appropriate to the nature of the land, and consistent with ecological values and public safety.

### Core Functions

- Oversee and manage projects for public access, staff facilities and stewardship of cultural and historic resources through scoping, feasibility, public/partner/tribal engagement, programming, early conceptual design, environmental review, and land use permitting.
- Ensure compliance with all applicable federal, state, and local codes and regulations, and permitting requirements during project planning and early conceptual design, including documentation of required mitigations and American for Disabilities Act (ADA) obligations (e.g., California Environmental Quality Act, ADA Transition Plan Update, National Preservation Act, etc.).
- Provide ongoing planning and environmental compliance support during final design, permitting and project construction.
- Develop and maintain current and long-range use and management plans, policies and procedures for Preserves.
- Participate in external regional planning and coordination efforts for an integrated approach to open space preservation, public access and active transportation.
- Plan, design and coordinate installation of signage for preserves and trails.
- Review external planning activities and projects that may affect Midpen interests.
- Administer the Historic Resources program that tracks and guides the management of historic resources on Midpen lands.

### Organizational Chart



## Staffing Levels

Position	FY22 Adopted FTE	FY23 Adopted FTE	FY24 Modified FTE	FY25 Adopted FTE	FY26 Proposed FTE	Change from FY25 Adopted
Administrative Assistant*	0.5	0.5	0.5	1	1	0
Planner I/II	4	4	4	4	4	0
Planner III	2	2	4	5	5	0
Planning Manager	1	1	1	1	1	0
Senior Planner	3	3	3	3	3	0
<b>Total FTE</b>	<b>10.5</b>	<b>10.5</b>	<b>12.5</b>	<b>14</b>	<b>14</b>	<b>0</b>

\*In prior fiscal years, the Administrative Assistant for Planning was shared with the Engineering & Construction department and counted and budgeted for in the Planning department. Starting in FY25, the Administrative Assistant position will fully support the Planning department.

Position	FY22 Adopted	FY23 Adopted	FY24 Adopted	FY25 Adopted	FY26 Proposed	Change from FY25 Adopted
Interns	2	2	2	2	2	0
Limited Term	0	0	0	0	0	0
<b>Total</b>	<b>2</b>	<b>2</b>	<b>2</b>	<b>2</b>	<b>2</b>	<b>0</b>

## Objectives

Planning aligns project deliverables to Midpen's Strategic Plan goals and objectives primarily through:

- Goal 1 – Promote, establish, and implement a regional environmental protection vision with partners
- Goal 2 – Protect the positive environmental and biodiversity values of open space and agricultural lands
- Goal 3 – Connect people to open space and agricultural lands, and a regional environmental protection vision

Strategic Plan Linkage	Project Number	Project Name	Target Completion Fiscal Year
Goal 1 & 3	31904	Purisima Preserve Multimodal Access - Implementation	2026
Goal 2 & 3	31911	Johnston Ranch Loop Trail and Parking Area	2029
Goal 3	31912	Long Ridge Parking - Feasibility Study	2028
Goal 3	31913	Visitor Use Management and Carrying Capacity	2028
Goal 4	31914	Skyline Field Office Rebuild	2029
Goal 2	31915	Sphere of Influence Boundary Annexation at Sierra Azul Open Space Preserve in Santa Clara County	2029
Goal 1 & 3	MAA03-012	Purisima Preserve Comprehensive Use and Management Plan	2026
Goal 3	MAA06-002	Hawthorns Area Plan	2027
Goal 3	MAA11-006	Rancho San Antonio Welcome Center Kiosk	2029
Goal 1 & 3	MAA17-005	Upper Stevens Creek Trail Connection	2029
Goal 1	MAA25-004	Umunhum-to-the-Sea Trail	2033
Goal 2	Supporting Project	Districtwide Conservation Management Unit Designation	2029
Goal 1 & 3	Supporting Project	Regional Trails and Active Transportation/Access to Open Space Planning and Coordination	2028
Goal 3	Supporting Project	Trail Junction Numbering System	2028
Goal 1, 2, & 3	Supporting Project	Trail Use Policy Update	2029
Goal 4	Supporting Project	Update to the District CEQA Guidelines	2027
Goal 3	VP04-003	El Corte de Madera Single-use Biking/Hiking Trail	2028
Goal 1 & 3	VP05-002	La Honda Creek Parking and Trailhead Access - Phase 1 Feasibility Study and CEQA Review	2027



Goal 4	VP06-003	Hawthorns Historic Complex Partnership	2027
Goal 3	VP07-003	La Honda South Area Parking Feasibility Study	2029
Goal 1 & 3	XXXXX	Purisima Creek Trailhead Shuttle Program Improvements	2029

## Performance Metrics

Strategic Plan Linkage	Indicator	FY24 Target	FY24 Actuals	FY25 Target	FY26 Target
Goal 1	Percent of annual target of projects leveraged with partnerships	90% of annual target (Target 3 projects)	90%	90% of annual target (Target 3 projects)	90% of annual target (Target 3 projects)
Goal 3	Percent of annual target of planning milestones completed for a project	90% of annual target (Target 6 project milestones)	100%	90% of annual target (Target 6 project milestones)	90% of annual target (Target 6 project milestones)

## Budget

Midpen Budget by Expenditure Category	FY24 Actuals	FY25 Adopted Budget	FY26 Proposed Budget	\$ Change from FY25 Adopted Budget	% Change from FY25 Adopted Budget
<b>Planning</b>					
Salaries and Benefits	\$1,973,530	\$2,522,804	\$2,659,204	\$136,400	5%
Less: MAA Reimbursable Staff	(56,542)	0	0	-	-
Net Salaries and Benefits	1,916,988	2,522,804	2,659,204	136,400	5%
Services and Supplies	376,383	290,675	656,835	366,160	126%
<b>Total Operating Expenditures</b>	<b>2,293,371</b>	<b>2,813,479</b>	<b>3,316,039</b>	<b>502,560</b>	<b>18%</b>
Services and Supplies	8,996	81,000	70,000	(11,000)	-14%
<b>Total Hawthorns Expenditures</b>	<b>8,996</b>	<b>81,000</b>	<b>70,000</b>	<b>(11,000)</b>	<b>-14%</b>
General Fund Capital	61,308	390,000	475,000	85,000	22%
Measure AA Capital	500,541	647,859	849,180	201,321	31%
<b>Total Capital Expenditures</b>	<b>561,849</b>	<b>1,037,859</b>	<b>1,324,180</b>	<b>286,321</b>	<b>28%</b>
<b>Total Planning Expenditures</b>	<b>\$2,864,216</b>	<b>\$3,932,338</b>	<b>\$4,710,219</b>	<b>\$777,881</b>	<b>20%</b>

Note: Salaries and Benefits are increasing due to the annualization of a new Planner III FTE that was approved in FY25. Services and supplies are increasing to accommodate the new VP07-003 - La Honda South Area Parking Feasibility Study project and more work on the VP05-002 - La Honda Creek Parking and Trailhead Access - Phase 1 Feasibility Study and CEQA Review project. General Fund Capital expenditures are increasing to accommodate technical studies, permitting, and CEQA for the 35035 - Purisima Creek Trail Repair (Trail and Vehicle Access) project. Similarly, Measure AA capital is increasing as CEQA work is starting on the MAA02-004 - Stevens Creek Shoreline Nature Area Restoration project.

## Public Affairs Department

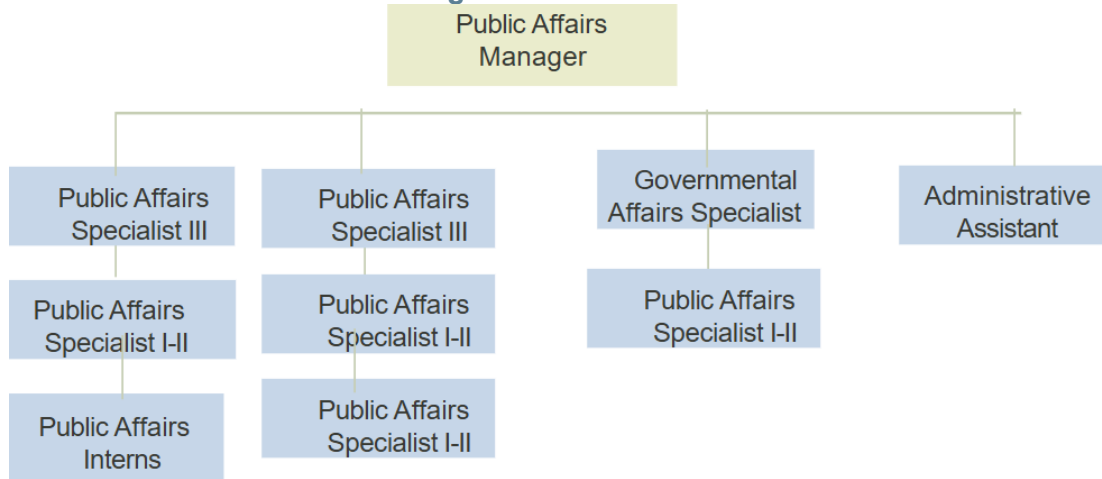
### Mission Statement

Build trust by making clearly visible to the public the purposes and actions of Midpen, and actively encouraging public input and involvement in Midpen's decision-making process and other activities.

### Core Functions

- Maximize public awareness and understanding of Midpen and its activities.
- Engage the public through outreach and communication efforts that educate and involve the community and expand Midpen's capacity to reach diverse audiences.
- Collect and evaluate constituent feedback and recommend action.
- Review and recommend legislation that affects and/or benefits Midpen's ability to carry out its mission.

### Organizational Chart



### Staffing Levels

Position	FY22 Adopted FTE	FY23 Adopted FTE	FY24 Adopted FTE	FY25 Modified FTE	FY26 Proposed FTE	Change from FY25 Modified
Administrative Assistant	1	1	1	1	1	0
Governmental Affairs Specialist	1	1	1	1	1	0
Public Affairs Manager	1	1	1	1	1	0
Public Affairs Specialist I/II^	3	3	3	3	5	2
Public Affairs Specialist III	1	1	1	1	1	0
<b>Total FTE</b>	<b>7</b>	<b>7</b>	<b>7</b>	<b>7</b>	<b>9</b>	<b>2</b>

Position	FY22 Adopted	FY23 Adopted	FY24 Adopted	FY25 Modified	FY26 Proposed	Change from FY25 Modified
Interns	1	2	2	2	2	0
Limited Term	1	1	0	0	0	0
<b>Total</b>	<b>2</b>	<b>3</b>	<b>2</b>	<b>2</b>	<b>2</b>	<b>0</b>

### Objectives

Public Affairs aligns project deliverables to Midpen's Strategic Plan goals and objectives primarily through:

- Goal 1 – Promote, establish, and implement a regional environmental protection vision with partners
- Goal 2 – Protect the positive environmental and biodiversity values of open space and agricultural lands
- Goal 3 – Connect people to open space and agricultural lands, and a regional environmental protection vision

- Goal 4 – Strengthen organizational capacity and long-term financial sustainability to fulfill the mission

Strategic Plan Linkage	Project Number	Project Name	Target Completion Fiscal Year
Goal 4	40014	Legislative Initiative Regarding Permitting	2029
Goal 4	Supporting Project	GM Signature Authority Legislation	2028

### Performance Metrics

Strategic Plan Linkage	Indicator	FY24 Target	FY24 Actuals	FY25 Target	FY26 Target
Goal 3	Total reach of Midpen digital and print communication channels	3.5 million	3.5 million	3.5 million	3.5 million
Goal 3	Total in-person connections with community members through partnership activities and outreach events	n/a - metric added in FY26			6,000
Goal 3	Percentage of ideas pitched to media that become stories	70%	71%	70%	70%
Goal 3	Percent of information requests/complaints responded to within two business days	90%	92%	90%	95%
Goal 1 & 4	Percentage of governmental agency partners engaged	67%	84%	67%	67%

### Budget

Expenditure Category	FY24 Actuals	FY25 Adopted	FY26 Proposed	\$ Change from FY25 Adopted	% Change from FY25 Adopted
<b>Public Affairs</b>					
Salaries and Benefits	1,168,873	1,247,370	1,602,974	355,604	29%
Services and Supplies	613,738	730,516	1,204,542	474,026	65%
<b>Total Operating Expenditures</b>	<b>1,782,610</b>	<b>1,977,886</b>	<b>2,807,516</b>	<b>829,630</b>	<b>42%</b>
<b>Total Expenditures</b>	<b>1,782,610</b>	<b>1,977,886</b>	<b>2,807,516</b>	<b>829,630</b>	<b>42%</b>

Note: The increase in Salaries and Benefits is attributed to the annualization and conversion of a limited term position to an FTE and a second new FTE position. The increase to the Services and Supplies budget is driven by several factors including the escalating investment in strategic communications, partnership programs and policy advocacy initiatives observed throughout FY25 and anticipated in FY26. Consultant services to support the department's strategic plan and communications goals are anticipated in FY26, along with expanded outreach contracts and a growing demand for printed materials.

## Real Property Department

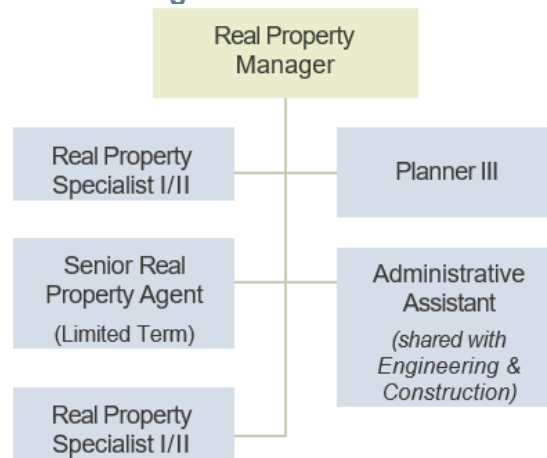
### Mission Statement

Purchase or otherwise acquire interest in strategic open space land; connect Midpen open space lands with federal, state, county, city, and other protected open space lands, parklands and watershed lands.

### Core Functions

- Provide comprehensive land conservation planning and analysis to guide the land purchase program in coordination with other departments.
- Create and take advantage of opportunities to conserve a greenbelt of protected open space lands along the ridgelines, foothills and baylands.
- Provide technical assistance to protect and secure Midpen public open space property rights and interests (including fee and easement interests).
- Develop and strengthen neighbor, conservation partner and agency relationships to facilitate land conservation and protection.

### Organizational Chart



### Staffing Levels

Position	FY22 Adopted FTE	FY23 Adopted FTE	FY24 Modified FTE	FY25 Adopted FTE	FY26 Proposed FTE	Change from FY25 Adopted
Administrative Assistant*	0.5	0.5	0.5	0.5	0.5	0
Planner III	1	1	1	1	1	0
Real Property Manager	1	1	1	1	1	0
Real Property Specialist I/II	1	1	2	2	2	0
Senior Real Property Specialist	1	1	0	0	0	0
<b>Total FTE</b>	<b>4.5</b>	<b>4.5</b>	<b>4.5</b>	<b>4.5</b>	<b>4.5</b>	<b>0</b>

\*In prior fiscal years, the Administrative Assistant for Real Property was shared with the Natural Resources department and counted and budgeted for in the Real Property department. Starting in FY25, the Administrative Assistant position will split their time with the Engineering & Construction department and be budgeted for in Real Property.

Position	FY22 Adopted	FY23 Adopted	FY24 Modified	FY25 Adopted	FY26 Proposed	Change from FY25 Adopted
Interns	0	0	0	0	0	0
Limited Term	0	0	1	1	1	0
<b>Total</b>	<b>0</b>	<b>0</b>	<b>1</b>	<b>1</b>	<b>1</b>	<b>0</b>

### Objectives

Real Property aligns project deliverables to Midpen's Strategic Plan goals and objectives primarily through:

- Goal 1 – Promote, establish, and implement a regional environmental protection vision with partners
- Goal 2 – Protect the positive environmental and biodiversity values of open space and agricultural lands
- Goal 3 – Connect people to open space and agricultural lands, and a regional environmental protection vision

Strategic Plan Linkage	Project Number	Project Name	Target Completion Fiscal Year
Goal 1, 2, & 3	20125	Cal-Water Land Exchange, Teague Hill Preserve	2026
Goal 1 & 2	MAA13-003	Cloverdale Ranch Land Opportunity	2028
Goal 1 & 2	None	Districtwide Purchase Options and Low Dollar-Value Land Fund	Recurring
Goal 1 & 2	VP06-002	El Mirador Land Conservation	2028
Goal 1 & 2	VP10-003	Transfer of Upper Alpine Road from San Mateo County	2026
Goal 1 & 3	VP14-001	California Riding and Hiking Trails	2026
Goal 1 & 2	VP15-001	Redwood Forest Land Opportunity	Recurring
Goal 1	VP15-005	POST (Salamander Camp)	2026
Goal 1, 2, & 3	VP20-003	Quint Trail Easement	2027
Goal 1	VP23-004	Mount Umunhum Land Conservation	2028
Goal 1 & 3	VP24-002	Valley Water Exchange Agreement at Rancho de Guadalupe Area of Sierra Azul Preserve	2027
Goal 1	VP25-004	Cunningham-Walsh Acquisition	2026

### Performance Metrics

Strategic Plan Linkage	Indicator	FY24 Target	FY24 Actuals	FY25 Target	FY26 Target
Goal 1	Land Conservation (acres)	400	845	500	300
Goal 1	Total number of acres protected (preserved)	71,337	72,398	72,898	73,198
Goal 2	Strategic Land Purchases in support of Connectivity (connectivity to nearby protected open spaces and/or neighborhoods or for trail/wildlife corridors)	N/A	Two Properties	One Property	One Property
Goal 1	Coastal Service Plan – 15 Year Land Acquisitions (cumulative)	17,775 acres	17,835 acres	18,210 acres	18,545 acres

### Budget

Midpen Budget by Expenditure Category	FY24 Actuals	FY25 Adopted Budget	FY26 Proposed Budget	\$ Change from FY25 Adopted Budget	% Change from FY25 Adopted Budget
<b>Real Property</b>					
Salaries and Benefits	\$1,142,467	\$1,032,321	\$1,086,236	\$53,915	5%
Services and Supplies	35,015	68,973	82,450	13,477	20%
<b>Total Operating Expenditures</b>	<b>1,177,482</b>	<b>1,101,294</b>	<b>1,168,686</b>	<b>67,392</b>	<b>6%</b>
General Fund Capital	203,563	652,000	522,000	(130,000)	-20%
Measure AA Capital	9,242,914	140,000	120,000	(20,000)	-14%
<b>Total Capital Expenditures</b>	<b>9,446,476</b>	<b>792,000</b>	<b>642,000</b>	<b>(150,000)</b>	<b>-19%</b>
<b>Total Real Property Expenditures</b>	<b>\$10,623,958</b>	<b>\$1,893,294</b>	<b>\$1,810,686</b>	<b>(\$82,608)</b>	<b>-4%</b>

Note: General Fund Capital is decreasing slightly as the Coastal Field Office acquisition is anticipated to close by end of FY25. Measure AA Capital expenditures remain flat as the MAA13-003 - Cloverdale Ranch Land Opportunity project is still pending negotiations between the Peninsula Open Space Trust and the Lake Lucerne Water Company.

## Visitor Services Department

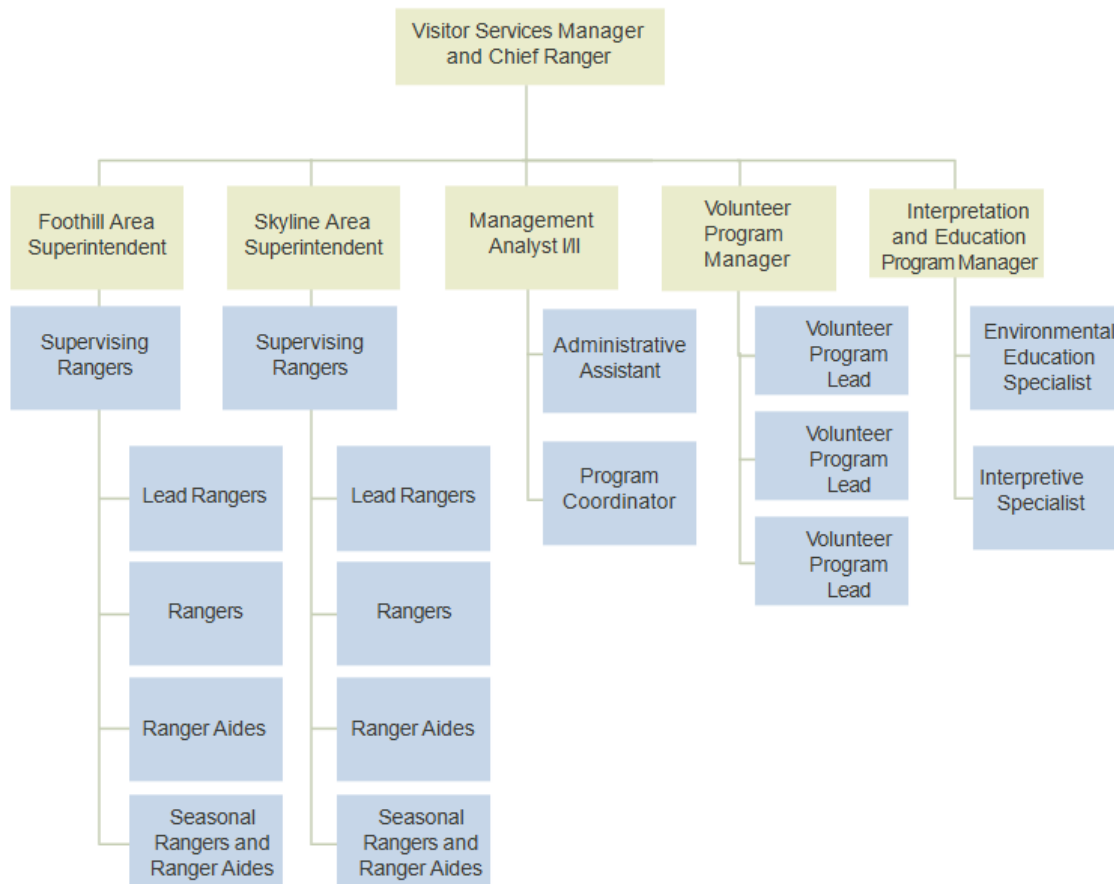
### Mission Statement

Ensure protection and stewardship of the land and visitor safety, manage public access consistent with ecological values and public safety, and provide opportunities for enrichment of visitors through interpretation, environmental education, stewardship and volunteerism.

### Core Functions

- Protect public health and safety, and resource protection through proactive patrol and presence, enforcement of Midpen's rules and regulations, fire suppression, and emergency medical response.
- Provide frontline public contact and services on Midpen lands.
- Manage the volunteer, interpretation and education programs.
- Foster neighbor, partner and public safety agency relationships and engage in collaborative efforts to further Midpen's goals.
- Manage conditional preserve use through an online permit system.

### Organizational Chart



## Staffing Levels

Position	FY22 Adopted FTE	FY23 Adopted FTE	FY24 Modified FTE	FY25 Adopted FTE	FY26 Proposed FTE	Change from FY25 Modified
Administrative Assistant	1	1	1	1	1	0
Area Superintendent	2	2	2	2	2	0
Environmental Education Specialist	1	1	1	1	1	0
Interpretation & Education Program Manager	1	1	1	1	1	0
Interpretive Specialist	1	1	1	1	1	0
Lead Ranger	5	5	5	6	6	0
Management Analyst I/II	1	1	1	1	1	0
Ranger	20	22	24	24	24	0
Supervising Ranger	5	5	5	5	5	0
Visitor Services Manager/Chief Ranger	1	1	1	1	1	0
Visitor Services Program Coordinator	1	1	1	1	1	0
Volunteer Program Lead	2	2	2	3	3	0
Volunteer Program Manager	1	1	1	1	1	0
<b>Subtotal FTE</b>	<b>42</b>	<b>44</b>	<b>46</b>	<b>48</b>	<b>48</b>	<b>0</b>
Seasonal Ranger	0.95	0.95	0.95	0.95	0.0	-1.0
Seasonal Ranger Aide	0.95	0.95	0.95	0.95	4.6	3.7
<b>Total FTE</b>	<b>43.9</b>	<b>45.9</b>	<b>47.9</b>	<b>49.9</b>	<b>52.6</b>	<b>2.7</b>

Seasonal employees are budgeted at an estimated 960 hours, which is equivalent to slightly less than one-half of an FTE position. The 4.6 FTEs for seasonal ranger aide accounts for 10 seasonal ranger aides. Due to challenges in identifying qualified candidates possessing the requisite training and certifications, we do not propose recruiting for seasonal rangers in the upcoming fiscal year period.

## Objectives

Visitor Services aligns project deliverables to Midpen's Strategic Plan goals and objectives primarily through:

- Goal 2 – Protect the positive environmental and biodiversity values of open space and agricultural lands
- Goal 3 – Connect people to open space and agricultural lands, and a regional environmental protection vision

Strategic Plan Linkage	Project Number	Project Name	Target Completion Fiscal Year
Goal 4	65407	Radio System Assessment and Upgrade	2026
Goal 3	Supporting Project	Cloverdale Interim Public Access	2026

## Performance Metrics

Strategic Plan Linkage	Indicator	FY24 Target	FY24 Actuals	FY25 Target	FY26 Target
Goal 3	Annual number of Daniels Nature Center visitors	2,000	2,520	3,400	2,500
Goal 3	Annual number of permits issued	3,500	3,194	3,500	3,500
Goal 3	Annual number of stewardship volunteer hours	10,000	10,627	10,000	12,000
Goal 3	Annual number of interpretation and education docent hours	4,000	4,547	4,500	4,200
Goal 3	Annual number of participants on docent naturalist-led activities	2,000	2,123	2,000	2,000
Goal 3	Annual number of students attending school field trips	350	349	330	350

## Budget

Expenditure Category	FY24 Actuals	FY25 Adopted	FY26 Proposed	\$ Change from FY25 Adopted	% Change from FY25 Adopted
<b>Visitor Services</b>					
Salaries and Benefits	6,537,181	7,887,049	8,379,477	492,428	6%
Services and Supplies	747,272	1,024,206	1,102,299	78,093	8%
<b>Total Operating Expenditures</b>	<b>7,284,453</b>	<b>8,911,255</b>	<b>9,481,776</b>	<b>570,521</b>	<b>6%</b>
General Fund Capital	27,201	2,236,075	1,120,000	-1,116,075	-50%
<b>Total Capital Expenditures</b>	<b>27,201</b>	<b>2,236,075</b>	<b>1,120,000</b>	<b>-1,116,075</b>	<b>-50%</b>
<b>Total Expenditures</b>	<b>7,311,654</b>	<b>11,147,330</b>	<b>10,601,776</b>	<b>-545,554</b>	<b>-5%</b>

Note: The decrease in General Fund capital expenses is attributed to the near completion of the radio system infrastructure upgrades, with half of the expenditures accounted for in FY25.



	A	B	C	D	E	F	G	H	I	J	K
	Program & Fund	Project #	Project Name	Project Purpose	FY26 Scope	FY27 Scope	FY28 Scope	FY26 Status	FY26 Estimated Budget	FY27 Estimated Budget	FY28 Estimated Budget
1											
2	Land Acquisition and Preservation										
3	30 - Measure AA Capital										
4		MAA08-002	Jodicke Property Acquisition	Purchase a 12-acre property as an addition to La Honda Creek Open Space Preserve.	Waiting on willing seller.	Waiting on willing seller.	Waiting on willing seller.	Open	\$5,000	\$5,000	\$5,000
		MAA13-003	Cloverdale Ranch Land Opportunity	Continue due diligence work to consider the potential Phase 3 purchase of the Cloverdale Ranch property owned by Peninsula Open Space Trust.	Continue due diligence work, including clarification and division of operational responsibilities related to the Lake Lucerne Water Company and identify preliminary land and resource management goals for the potential Phase 3 property.	Identify proposed Conservation Management Units (CMUs) for the property and present to the PNR and board for consideration. Extra-sensitive areas may be set aside in CMUs with limited public access to ensure San Francisco garter snakes, California red-legged frogs and other sensitive species can thrive. If ready, bring exercise of option to board to consider approving the Phase 3 Cloverdale Ranch purchase.	If ready, bring exercise of option to board to consider approving the Phase 3 Cloverdale Ranch purchase.	Open	\$120,000	\$140,000	\$120,000
5											
6	30 - Measure AA Capital Total								\$125,000	\$145,000	\$125,000
7	40 - General Fund Capital										
8		20125	Cal-Water Land Exchange, Teague Hill Preserve	Pursue trail connections between Huddart Park and Teague Hill Preserve, and pursue future land conservation protections in the Bear Gulch watershed in exchange for land rights to allow the installation of Cal Water fire suppression water tanks at El Corte de Madera Preserve.	Land & Facilities and Planning to identify the trail alignment of the new trail on Cal Water property to set the location of the trail easement corridor. Complete the exchange of property rights.	Project completed in prior fiscal year(s).	Project completed in prior fiscal year(s).	Open	\$29,000	\$0	\$0
		None	Districtwide Purchase Options and Low-Value Land Fund	Budget allocations for purchase option funds to enter into purchase and sale agreements for other open space lands with property owners. These funds are also used for low-value land purchases under the General Manager's purchasing authority, such as small parcels, public trail easements or patrol and maintenance access easements.	As low-value purchase opportunities become available move to complete land purchases under the General Manager's authority.	As low-value purchase opportunities become available move to complete land purchases under the General Manager's authority.	As low-value purchase opportunities become available move to complete land purchases under the General Manager's authority.	Recurring	\$150,000	\$150,000	\$150,000
9											
10		VP06-002	El Mirador Land Conservation	In partnership with POST, pursue an opportunity for a lot-line adjustment and associated purchase of 200 acres of mature second growth redwoods as an addition to Windy Hill Open Space Preserve.	Pursue opportunity for a land division and purchase of El Mirador property with POST and, if approved by the board, initiate and complete the purchase as an addition to the Windy Hill Open Space Preserve.	Project completed in prior fiscal year(s).	Project completed in prior fiscal year(s).	Open	\$180,000	\$0	\$0

	A	B	C	D	E	F	G	H	I	J	K
	Program & Fund	Project #	Project Name	Project Purpose	FY26 Scope	FY27 Scope	FY28 Scope	FY26 Status	FY26 Estimated Budget	FY27 Estimated Budget	FY28 Estimated Budget
1		VP10-003	Transfer of Upper Alpine Road from San Mateo County	Upon completion of the Upper Alpine (Road) Trail project, complete county transfer to Midpen of the Alpine (Road) Trail. Prepare quitclaim deed for transfer of the right of way and present to the board for approval and acceptance.	Complete quitclaim deed transfer of the Upper Alpine (Road) Trail right-of-way for public trail use from San Mateo County.	Project completed in prior fiscal year(s).	Project completed in prior fiscal year(s).	Open	\$30,000	\$0	\$0
11		VP15-001	Redwood Forest Land Opportunity	Pursue land purchase opportunities to grow Midpen’s contiguous greenbelt in redwood forests.	Continue to pursue land opportunities.	Continue to pursue land opportunities.	Continue to pursue land opportunities.	Recurring	\$5,000	\$5,000	\$5,000
12		VP20-003	Quint Trail Easement	Secure a trail easement to close a gap in the Bay Area Ridge Trail.	Continue to pursue a trail easement through private property.	Continue to pursue a trail easement through private property.	Project completed in prior fiscal year(s).	Open	\$23,000	\$23,000	\$0
13		VP21-XXX	POST (Salamander Camp)	Purchase 70-acre property from POST as an addition to Bear Creek Redwoods Open Space Preserve.	Purchase property from POST as a bargain sale an addition to Bear Creek Redwoods.	Project completed in prior fiscal year(s).	Project completed in prior fiscal year(s).	New	\$20,000	\$0	\$0
14		VP23-004	Mount Umunhum Land Conservation	Pursue land purchase opportunities as an addition to Sierra Azul Preserve, including property near Mount Umunhum and Mount Thayer.	Purchase land from willing sellers as opportunities present themselves.	Purchase land from willing sellers as opportunities present themselves.	Purchase land from willing sellers as opportunities present themselves.	Open	\$25,000	\$25,000	\$25,000
15		VP24-002	Valley Water Exchange Agreement at Rancho de Guadalupe Area of Sierra Azul Preserve	Enter into an exchange agreement with Valley Water for license to use land at the intersection of Pheasant and Hicks roads as a staging area for the Guadalupe Dam repairs in exchange for Valley Water’s construction of a parking area to support public access to the Rancho de Guadalupe area of Sierra Azul Open Space Preserve.	Deferred to FY27.	Once Valley Water is ready to move forward on the dam project, real property staff will draft and negotiate the transactional documents required. After the transactional documents are executed, District will monitor Valley Water's use of the site for construction staging.	Project completed in prior fiscal year(s).	Deferred	\$0	\$5,000	\$0
16		VP25-001	Sierra Azul and Loma Prieta Land Conservation	Pursue land purchase opportunities to grow Midpen’s contiguous greenbelt in the Loma Prieta area of Sierra Azul Open Space Preserve. Pursue land purchase opportunities for the facilitation and implementation of the future Mount Umunhum-to-the-Sea Trail.	Continue to pursue land opportunities.	Continue to pursue land opportunities.	Continue to pursue land opportunities.	Open	\$45,000	\$25,000	\$25,000
17											
18		40 - General Fund Capital Total							\$507,000	\$233,000	\$205,000
19		Land Acquisition and Preservation Total							\$632,000	\$378,000	\$330,000
20		Natural Resource Protection and Restoration									
21		10 - General Fund Operating									
22		61030	Toto Ranch Agricultural Plan	Develop a sustainable agricultural plan for Toto Ranch to establish an agricultural lease with the tenants.	Prepare the agricultural plan and lease with the current tenants.	Finalize lease terms, complete CEQA and obtain Board approval in Q1-Q2. Implement lease Q3-Q4.	Project completed in prior fiscal year(s).	Open	\$102,000	\$75,000	\$0

	A	B	C	D	E	F	G	H	I	J	K
	Program & Fund	Project #	Project Name	Project Purpose	FY26 Scope	FY27 Scope	FY28 Scope	FY26 Status	FY26 Estimated Budget	FY27 Estimated Budget	FY28 Estimated Budget
1		61031	Wildland Fire Capacity	Utilize \$1.08 million in State Coastal Conservancy grant funding to build staff capacity, purchase additional fuel treatment equipment, and implement fuel reduction work in four preserves.	Complete last year (year 4) of grant-funded work: fuel treatments along Alpine Road in Russian Ridge and Skyline Ridge preserves and ecosystem fire resiliency enhancements for Kings Mountain manzanita at El Corte de Madera Creek Preserve.	Project completed in prior fiscal year(s).	Project completed in prior fiscal year(s).	Open	\$135,000	\$0	\$0
23		61056	Los Gatos Creek Watershed Phase 2 (Fuel Treatment)	Implement the Phase 2 CalFire grant at multiple preserves to improve wildland fire resiliency to protect ecosystem function.	Begin year 2 of treatment, including the removal of high priority invasive species from projects sites. Continue seed procurement for post-treatment.	Begin year 3 (final year) of treatment, including the removal of high-priority invasive species from project sites. Continue seed procurement for post-treatment.	Project completed in prior fiscal year(s).	Open	\$150,000	\$145,000	\$0
24		80054	Badger/ Burrowing Owl Management	Continue effort toward badger genetic analysis in partnership with CDFW and implement badger enhancements at specific locations to be identified. Conduct pilot study to research burrowing owl (BUOW) wintering habitat use and migratory behavior through banding. Determine if habitat enhancement is necessary. Implement board approved actions, generated during the Fog Drift Vista Trail naming effort, for highlighting the presence of American badgers in the Skyline area.	Continue effort toward badger genetic analysis and implement badger enhancements at specific locations to be identified. Badger web effort (ESRI story map).	Continue badger items. Develop RFPQ for consulting services for BUOW habitat use assessment and/or migration and distribution assessment. Begin fieldwork and desktop analysis. Host a Badger Lunch and Learn presentation.	Continue badger enhancements. Complete badger genetic analysis and partnership with CDFW. Complete BUOW habitat use assessment and/or migration and distribution assessment.	Open	\$105,000	\$20,000	\$20,000
25		80058	Districtwide Herpetofauna & Aquatic Habitat Assessment	Conduct aquatic surveys Districtwide to understand aquatic habitat distribution and resident species composition to inform management and protection of aquatic habitats.	Conduct Year 1 of aquatic habitat surveys.	Conduct Year 2 of aquatic habitat surveys and compile findings in draft report.	Submittal of final report.	Open	\$87,895	\$49,662	\$16,152
26		80065	IPM Implementation of Valley Water Grant	Revitalize habitat for rare, threatened and endangered species and create a more contiguous native vegetation corridor for wildlife, including pollinators, by removing invasive plants and/or revegetating with native species. Funding is prioritized for projects that include community partnerships or provide education for nearby landowners and other stakeholder groups on the control of harmful species.	Conduct year 9 of project implementation.	Conduct final year (year 10) of project implementation.	Project completed in prior fiscal year(s).	Open	\$275,000	\$250,000	\$0
27											

	A	B	C	D	E	F	G	H	I	J	K
	Program & Fund	Project #	Project Name	Project Purpose	FY26 Scope	FY27 Scope	FY28 Scope	FY26 Status	FY26 Estimated Budget	FY27 Estimated Budget	FY28 Estimated Budget
1		80069	Human/Mountain Lion Interaction Management	Track mountain lion use of select preserves (focusing on Rancho San Antonio) to inform wildlife management and public use decisions that are protective of wildlife and reduce potential human interaction conflicts.	Receive final year status report and finalize strategies for implementation. Finalize Human-Mountain Lion Interaction Management Plan. Work with consultant on publication and presentation of findings at appropriate conferences and to partner organizations and regulatory agencies (CDFW). Begin CEQA process for implementation where needed (separate project).	CEQA process for implementation where needed (separate project).	Implement recommendations from management plan.	Open	\$143,852	\$50,000	\$100,000
28		80072	Irish Ridge Restoration	Restore habitat on the Irish Ridge property. Plan, permit and implement habitat restoration for special status species, as well as climate change and wildland fire resiliency.	Pending permitting, begin implementation of restoration plan.	Continue restoration plan implementation.	Continue restoration plan implementation.	Open	\$85,000	\$462,500	\$460,000
29		80073	Oversight of Lehigh Quarry Activities	Protect Midpen interests throughout the Lehigh Quarry Reclamation Plan Review process and related activities.	Continue to work with partners, stakeholders, county and Lehigh to maximize protection of Midpen interests. Hire a consultant to continue monitoring the Ridgeline Easement. Hire a consultant to review the 2023 Reclamation Plan Amendment.	Continue to work with partners, stakeholders, county and Lehigh to maximize protection of Midpen interests. Continue monitoring the Ridgeline Easement. Finalize consultant-led review of the 2023 Reclamation Plan Amendment.	Continue to work with partners, stakeholders, county and Lehigh to maximize protection of Midpen interests. Continue monitoring the Ridgeline Easement.	Open	\$40,000	\$80,000	\$10,000
30		80083	Santa Cruz Kangaroo Rat Habitat and Population Management	Assess habitat and support genetic research to inform the development of a habitat and population management plan (HPMP). The HPMP will identify opportunities for site-specific enhancements to increase species resiliency of Santa Cruz kangaroo rat.	Continue implementation of pilot fuels treatment under the Wildland Fire Resiliency CEQA coverage that protects and maintains kangaroo rat habitat.	Identify long term habitat enhancements and begin long-term monitoring of kangaroo rat population response. Partner with State Parks and/or Open Space Authority for translocations, if recommended. Future monitoring and partnering will switch to core work.	Continue habitat enhancements, monitoring, and partnerships with State Parks, San Jose Water, and SC County Parks and OSA.	Open	\$90,000	\$365,000	\$390,000
31		80084	Remediation of Planting Sites	Oregon State University (OSU) to provide remediation recommendations for restoration sites contaminated with soil pathogens and preventative strategies for future restoration projects. Staff to then identify remedial actions to pursue based on capacity, costs, and other factors to manage for Phytophthora and protect the natural resources.	Issue a RFPQ to hire a consultant to prepare a remediation plan and Best Management Practices (BMPs) that are informed by the OSU recommendations.	Implement first year of remediation of restoration sites contaminated with soil pathogens.	Implement second year of remediation of restoration sites contaminated with soil pathogens.	Open	\$50,000	\$50,000	\$50,000
32											

	A	B	C	D	E	F	G	H	I	J	K
	Program & Fund	Project #	Project Name	Project Purpose	FY26 Scope	FY27 Scope	FY28 Scope	FY26 Status	FY26 Estimated Budget	FY27 Estimated Budget	FY28 Estimated Budget
1		80091	Miramontes Ridge Reforestation	Implement ecosystem resiliency through reforestation near Highway 35.	Deferred to FY28.	Deferred to FY28.	Develop the reforestation habitat restoration plan.	Deferred	\$0	\$0	\$180,000
33		80092	Long Ridge Forest Health Treatment	Restore oak woodland habitat to improve resilience to climate change impacts and fire by removing encroaching Douglas fir that is overtopping the hardwoods.	Develop restoration plan and complete permitting.	Complete first round of Douglas-fir removal and begin post-treatment monitoring, contingency planning for invasive species.	Implement follow-up IPM and analyze first year of post-treatment monitoring data.	Open	\$44,000	\$140,000	\$8,000
34		80093	Prescribed Fire Plan Implementation	Utilize fire as a natural process for ecosystem resiliency and fire management.	Identify areas for prescribed fire. Draft up to three burn plans depending on prior years implementation and implement at least one burn. Monitor and implement corrective actions, as needed. The scope of work and budget is subject to change following additional assessment from staff.	Identify areas for prescribed fire. Draft up to three burn plans depending on prior years implementation and implement at least one burn. Monitor and implement corrective actions, as needed. The scope of work and budget is subject to change following additional assessment from staff.	Prescribed fires in this and future fiscal years will be led by Calfire with Midpen acting in the supporting role. Starting this fiscal year and beyond, this project becomes a Supporting Project (with the associated budget rolled into the departmental operating budget).	Open	\$75,000	\$74,500	\$0
35		80096	San Francisco Garter Snake Partnership	Partner with US Geological Survey (USGS), Golden Gate National Recreation Area (GGNRA), San Francisco Recreation and Parks Department (SFRPD), US Fish and Wildlife Service (USFWS) and California Department of Fish and Wildlife (CDFW) to augment and reintroduce San Francisco garter snakes at known and potential new population sites to boost species numbers and increase genetic health across its range.	Headstarting young snakes at the SF Zoo.	Release of headstarted young at GGNRA site.	Proceed with continued trapping, headstarting, and preparation for next release.	Open	\$50,000	\$50,000	\$50,000
36		80097	Wildlife Conservation Board Grant Reforestation Projects	Remove invasive tree species and restore sites to native woodland.	Install first phase of native plantings, irrigation, and continue IPM treatment.	Install second phase of native plantings and continue IPM treatment.	Continue restoration work, monitoring, and IPM.	Open	\$345,000	\$478,000	\$280,000
37		80098	Science Symposium	In collaboration with the Santa Cruz Mountains Stewardship Network, host a symposium showcasing recent and regional conservation science.	Scope the symposium and identify potential participants.	Hold the symposium.	Project completed in prior fiscal year(s).	New	\$100,000	\$50,000	\$0
38		80100	Carbon Farm Plan Implementation	Implement the Carbon Farming Plan developed for the Bluebrush property to enhance habitat and carbon sequestration.	Complete invasive species removal for site preparation and contract nursery grow-out of native plants.	Install native plants and browse protection in degraded areas of front pasture. Continue IPM.	Continue IPM and monitoring of FY27 plant installations. Consider additional actions from the Carbon Farming Plan.	New	\$95,000	\$10,000	\$10,000
39											

	A	B	C	D	E	F	G	H	I	J	K
	Program & Fund	Project #	Project Name	Project Purpose	FY26 Scope	FY27 Scope	FY28 Scope	FY26 Status	FY26 Estimated Budget	FY27 Estimated Budget	FY28 Estimated Budget
1		Supporting Project	Districtwide Conservation Management Unit Designation	Review and update as needed the Board-approved Conservation Management Units (CMUs), which may include proposing Use and Management Plan amendments for preserves where CMUs were approved and no longer applicable and identification of new CMUs. Review and update, as needed, the CMU section of the Open Space Use and Management policy.	Project not yet started.	Review and consider potential updates to the list of CMUs and associated policy language.	Develop draft Use and Management Plan amendments, as appropriate. Bring information and proposed policy updates to the PNR and Board for approval consideration.	Not Started	--	--	--
40		XXXXX	District-Wide Bat Roosting Habitat Suitability Analysis	Assess habitat suitability for bats within natural landscapes to inform future projects and showcase bat habitat preservation in the region.	Develop and release RFPQ for consulting services. Begin fieldwork and desktop analysis.	Complete fieldwork and desktop analysis and generate final habitat suitability model.	Project completed in prior fiscal year(s).	New	\$50,000	\$150,000	\$0
41		XXXXX	District-Wide Mountain Lion Denning Habitat Suitability Analysis	Develop a mountain lion denning habitat suitability model to inform future projects.	Project not yet started.	Project not yet started.	Develop and release a RFPQ, begin fieldwork and desktop analysis	Not Started	\$0	\$0	\$80,000
42		XXXXX	District-Wide Wildlife Connectivity Analysis	Develop a prioritized list of potential future wildlife crossing projects.	Project not yet started.	Develop scope of work, priority species and habitat linkages, and project goals. Develop a RFPQ for consulting services.	Release a RFPQ for consulting services and begin fieldwork and desktop analysis.	Not Started	\$0	\$0	\$150,000
43		XXXXX	Drought Response and Resiliency Plan	Identify and implement drought resiliency measures to preserve aquatic habitats, rangelands, and water supply.	Project not yet started.	Project not yet started.	Conduct outreach to internal and external stakeholders. Hire a consultant to conduct vulnerability study of existing systems, identify action thresholds and develop resiliency measures or improvements for rangeland and facilities management.	Not Started	\$0	\$0	\$30,000
44		XXXXX	Grassland Bird Habitat Management Plan	Support grassland bird populations and protections through the development of a comprehensive management plan and its integration into existing programs.	Project not yet started.	Coordinate with external researchers to expand existing monitoring efforts and develop a management plan.	Complete the habitat management plan.	Not Started	\$0	\$80,000	\$20,000
45		XXXXX	Madonna Creek Caltrans Mitigation	Offsite mitigation for Caltrans to remove riparian eucalyptus/invasives.	Pilarcitos Bridge assessment, restoration plan, nursery plants, seed, remove small vegetation, bio surveys, permitting.	Temp road and bridge upgrades, large tree and foundation removal, nursery plants, planting.	IPM program maintenance, plant install, monitoring.	New	\$168,000	\$517,425	\$94,000
46		XXXXX	Mitigation of Routine Maintenance Projects	Implement required mitigation for impacts related to routine maintenance projects.	Project not yet started.	Conduct resource surveys, planning, CEQA compliance, permitting and selection of tree removal contractor.	Conduct removal and treatment of eucalyptus trees and post-project monitoring and reporting.	Not Started	\$0	\$20,000	\$20,000
47		XXXXX	Rangeland Silvopasture	Sparsely plant drought-tolerant trees in rangeland to sequester carbon and provide shade.	Project not yet started.	Project not yet started.	Identify potential locations for planting, select tree species palette, and contract nursery for grow-out.	Not Started	\$0	\$0	\$65,000
48											



	A	B	C	D	E	F	G	H	I	J	K
1	Program & Fund	Project #	Project Name	Project Purpose	FY26 Scope	FY27 Scope	FY28 Scope	FY26 Status	FY26 Estimated Budget	FY27 Estimated Budget	FY28 Estimated Budget
		XXXXX	Strategic Plan for Adaptation and Resilience to Climate Change	Establish goals and strategies for resilience and adaptation to climate change impacts on natural habitats, open space lands, and local wildlife.	With consultant facilitator, work with each department to identify and prioritize resilience and adaptation actions, and implementation goals.	Write the plan document, revise the Climate Change Resource Management Policy to reflect the plan, and bring to the Board of Directors for adoption.	Project completed in prior fiscal year(s).	Open	\$30,000	\$20,000	\$0
49											
50	10 - General Fund Operating Total								\$2,220,747	\$3,137,087	\$2,033,152
51	30 - Measure AA Capital										
		MAA01-006	Madonna Creek Habitat Enhancement, Water Supply and Bridge Replacement	Identify and implement any necessary infrastructure improvements to preserve the California red-legged frog pond. Begin process to apply for new water use licenses.	Prepare designs, cost estimate, CEQA, and identify water rights for any necessary improvements to instream infrastructure. If necessary, replace bridge with interim bridge while public access needs are evaluated. Investigate water use license options.	Finalize designs, CEQA, and prepare permit applications.	Secure permits and implement the infrastructure improvements.	Open	\$122,155	\$297,369	\$1,180,000
52											
		MAA01-XXX	Arroyo Leon Creek Fish Passage Improvements	Improve fish passage in Arroyo Leon Creek by modifying relic dam structures.	Project not yet started.	Complete topographic and habitat surveys to develop conceptual design and cost estimate for fish passage improvements.	Prepare designs and begin CEQA and permitting.	Not Started	\$0	\$277,155	\$332,369
53											
		MAA01-XXX	Johnston Ranch Habitat and Agricultural Water Supply Improvements	Restore aquatic habitat, reduce erosion, improve drainage, and expand agricultural water supply at Johnston Ranch.	Partner with the San Mateo Resource Conservation District to finalize designs and prepare CEQA and secure permits.	Finalize permits and implement construction.	Project completed in prior fiscal year(s).	New	\$120,000	\$2,371,000	\$0
54											
		MAA02-004	Stevens Creek Shoreline Nature Area Restoration	Make phased habitat improvements and infrastructure changes to Midpen parcel that align with regional shoreline resiliency planning.	Continue site enhancements and monitoring. Continue multi-department coordination to perform technical studies through FY26 which will be completed mid-FY27. Continue development of Sensitive Species Management Plan toward CEQA review.	Continue site enhancements and monitoring. Present results from technical studies and basis of design to Board for final selection of Alternative. Continue developing Sensitive Species Management Plan and CEQA. The scope of work and budget is subject to change following additional assessment from staff and given that site access in a given year is dependent on weather conditions and water levels.	Continue site enhancements and monitoring. Develop project CEQA and design. Implement Sensitive Species Management Plan once CEQA is complete. The scope of work and budget is subject to change following additional assessment from staff and given that site access in a given year is dependent on weather conditions and water levels.	Open	\$611,808	\$390,077	\$170,000
55											
		MAA03-002	Purisima Upland Site Cleanup and Soil Remediation	Complete site cleanup and soil remediation around existing empty oil tank to protect natural resource values.	Complete remediation work. Monitor and maintain site for next few years.	Project completed in prior fiscal year(s).	Project completed in prior fiscal year(s).	Open	\$496,209	\$0	\$0
56											

	A	B	C	D	E	F	G	H	I	J	K
	Program & Fund	Project #	Project Name	Project Purpose	FY26 Scope	FY27 Scope	FY28 Scope	FY26 Status	FY26 Estimated Budget	FY27 Estimated Budget	FY28 Estimated Budget
1		MAA03-007	Water Improvements at Lobitos Ranch	Develop water supply improvements to continue sustaining the conservation grazing program as a land management tool for maintaining grassland habitats and reducing wildland fire fuel loads.	Complete design of water infrastructure improvements; release RFB; complete infrastructure improvements.	Project completed in prior fiscal year(s).	Project completed in prior fiscal year(s).	Open	\$185,000	\$0	\$0
57		MAA03-011	Lobitos Creek Fisheries Restoration	Restore fish passage to the Lobitos Creek Watershed through improvements on Highway 1 (Caltrans) and Verde Road (San Mateo County).	Deferred to FY27.	Hire a consultant to conduct topographic and habitat surveys to inform a high-level conceptual design and rough cost estimate for fish passage improvements across Verde Road. Continue inter-agency coordination to add the Highway 1 crossing to Caltrans' 2-year project cycle.	Utilize concept design and cost estimate to continue discussions with San Mateo County and San Mateo Resource Conservation District on design development.	Deferred	\$0	\$485,937	\$325,000
58		MAA05-010	La Honda Forest Health	Develop pilot project to restore degraded forest habitat, enhance fire resiliency, and assess carbon storage.	Develop implementation plan and complete permitting for forest management.	Finalize the forest health plan and initiate implementation actions.	Continue implementation of forest plan	Open	\$169,876	\$585,000	\$570,000
59		MAA05-014	Lone Madrone Corrals	Provide grazing tenant with functional corrals for unloading/loading, administering vaccinations and health checks of livestock on the Lone Madrone property. The property lacks accessible corrals for the onsite ranching tenant to ensure continuity of Midpen's conservation grazing program to maintain grassland habitats and reduce wildland fire fuel loads. This project would install new corrals that are accessible from the road and separated from future public access trails.	Bid, award contract and complete construction.	Project completed in prior fiscal year(s).	Project completed in prior fiscal year(s).	Open	\$180,000	\$0	\$0
60		MAA13-001	Cloverdale - Operational Road System Review and Repairs	Use road inventory to determine what existing roads need to remain for operational purposes and what segments need repairs or realignments to keep roads and passageways operational while protecting surrounding watershed, habitats, and special status species.	Review results of the road inventory to identify the alignments that need to remain and be maintained long-term. Review results of natural resources assessment for special status species. Develop a program for necessary repairs, realignments and decommissioning of road segments, with planned scopes, schedules and budget for implementation. Initiate technical studies, if needed.	Secure permits.	Prioritize construction activities. Determine if crew or contractor will complete work. Initiate construction work.	Open	\$103,911	\$150,000	\$367,823
61											



	A	B	C	D	E	F	G	H	I	J	K
1	Program & Fund	Project #	Project Name	Project Purpose	FY26 Scope	FY27 Scope	FY28 Scope	FY26 Status	FY26 Estimated Budget	FY27 Estimated Budget	FY28 Estimated Budget
62		MAA13-004	Cloverdale Ranch Water Development Project	Upgrade infrastructure to support improved grazing distribution; controlling the distribution of livestock and grazing allows the District to more precisely and effectively manage towards District natural resource objectives, such as improving habitat for sensitive flora and fauna.	Scope water line and trough locations, complete a Request for Bids to construct the water system, award the contract, and complete the improvements.	Project completed in prior fiscal year(s).	Project completed in prior fiscal year(s).	New	\$71,000	\$0	\$0
63		MAA13-XXX	Pond Fencing at Cloverdale Ranch	Install fencing around pond in Cloverdale Ranch for cattle safety and for more precise management of riparian/wetlands resources.	Scope project, complete a Request for Bids, award the contract, and complete the improvements.	Project completed in prior fiscal year(s).	Project completed in prior fiscal year(s).	New	\$113,500	\$0	\$0
64		MAA20-001	Wildlife Corridor: Highway 17 Crossing	Work with partners to develop, engineer, and implement wildlife crossing improvements at Highway 17 to provide safe movement for wildlife connecting over 30,000 acres of protected public lands.	Continue to work with Valley Transportation Agency. If project has Caltrans approval, continue collaboration with VTA to complete PS&E for construction of undercrossing structure and improvements within the Caltrans right-of-way. Finalize property access requirements and mitigation credit agreements as needed. Finalize partnership agreements with partner agencies and organizations as needed.	Continue to work with Valley Transportation Agency, If project has Caltrans approval, has received permits and funding, solicit bids, award contract and begin construction.	Continue collaboration with VTA to administer ongoing construction of undercrossing structure and improvements within the Caltrans right-of-way, if there is sufficient funding for construction.	Open	\$1,305,709	\$2,650,000	\$14,625,000
65		MAA21-007	Bear Creek Redwoods Preserve Plan: Invasive Weed Treatment and Restoration	Implement targeted treatments under the Integrated Pest Management Plan to control invasive weed populations at Bear Creek Redwoods Open Space Preserve, and facilitate opening phases 2 and 3 of the preserve for public access. Implement targeted weed treatments to restore native habitats along roads and trails. Treatment sites are expected to require five years of treatment before requiring maintenance-level treatment (determined by species, habitat, infestation level and time span, and site-history).	Complete third year of invasive species treatment in Phase 2 area of Bear Creek Redwoods.	Complete fourth year of invasive species treatment in Phase 2 area of Bear Creek Redwoods.	Complete fifth year of invasive species treatment.	Open	\$110,355	\$100,000	\$100,000
66		MAA25-XXX	Sierra Azul - Knobcone Pine Management	Manage knobcone pine habitat in Sierra Azul to improve species resilience and ecosystem health.	Project not yet started.	Project not yet started.	Develop knobcone pine restoration plan. Begin scoping for CEQA review and permit requirements.	Not Started	\$0	\$0	\$50,000
67	30 - Measure AA Capital Total								\$3,589,523	\$7,306,538	\$17,720,192
68	40 - General Fund Capital										
69		35012	Driscoll Ranch New Agricultural Well	Provide a well and a new source of water for agricultural use at Driscoll Ranch to replace existing creek diversion to protect creek flows and tie the new well into existing water distribution lines and tanks.	Complete construction.	Project completed in prior fiscal year(s).	Project completed in prior fiscal year(s).	Open	\$49,750	\$0	\$0

	A	B	C	D	E	F	G	H	I	J	K
1	Program & Fund	Project #	Project Name	Project Purpose	FY26 Scope	FY27 Scope	FY28 Scope	FY26 Status	FY26 Estimated Budget	FY27 Estimated Budget	FY28 Estimated Budget
70		35033	Miramontes Ridge - Repair Madonna Creek Pond dam which was damaged by storms. Repairs are required to reinforce the dam integrity and protect sensitive species habitat within the Madonna Creek Pond.		Complete construction, install final erosion control measures.	Project completed in prior fiscal year(s).	Project completed in prior fiscal year(s).	Open	\$460,000	\$0	\$0
71		61050	Purisima Creek Redwoods - Purisima Ponds	Pond berm was damaged due to erosion from overtopping during winter storms, and a full rebuild is necessary.	Finalize construction documents, complete CEQA and permitting. Complete bidding process and award of contract.	Complete construction.	Project completed in prior fiscal year(s).	Open	\$62,000	\$310,000	\$0
72		80059	Groundwater Well Decommissioning	Prevent groundwater contamination by sealing unused and abandoned wells.	Hire a contractor to acquire permits and decommission wells in Monte Bello off of Stevens Canyon Rd and upper La Honda Creek.	Hire a contractor to acquire permits and decommission wells, locations TBD.	Hire a contractor to acquire permits and decommission wells, locations TBD.	Open	\$133,000	\$133,000	\$133,000
73		80081	Pescadero Watershed Sediment Reduction Implementation	Improve spillway conditions at Alpine Pond to reduce erosion, improve habitat.	Develop conceptual plan for board approval, cultural survey, initial permitting outreach with agencies.	Continue spillway design work, CEQA, continue permitting.	Civil engineering, construction estimate, drainage improvement work.	Open	\$295,000	\$155,000	\$515,000
74		80095	San Gregorio Creek Fish Habitat Enhancement	Enhance instream salmonid habitat in San Gregorio Creek at Apple Orchard by installing large woody debris.	Complete construction.	Project completed in prior fiscal year(s).	Project completed in prior fiscal year(s).	Open	\$177,000	\$0	\$0
75		VP21-XXX	BCR Wet Meadow Restoration	Restore wet meadow habitat.	Project not yet started.	Project not yet started.	Consultant coordination to begin seed collection & permitting.	Not Started	\$0	\$0	\$90,000
76		VP21-XXX	Hillside Restoration Above BCR Corrals	To restore a degraded 2 acre hillside above the Bear Creek Stables corrals. Scope will include grading, erosion control installations, revegetation, IPM, and monitoring.	Restoration Plan development and IPM work.	Site restoration implementation: (grading/drainage improvements, plant installations, IPM and maintenance/monitoring).	Project completed in prior fiscal year(s).	New	\$80,000	\$25,000	\$0
77		VP21-XXX	Hillside Restoration at BCR Vineyards	Restore a defunct vineyard at Bear Creek Redwoods.	Project not yet started.	Develop stabilization plan, including grading and erosion control. Implement IPM for Cal-IPC rated weeds. Conduct CEQA review.	Grade area to more natural conditions and install erosion control. Provide IPM for Cal-IPC rated species.	Not Started	\$0	\$75,000	\$50,000
78		VP22-002	Alma Bridge Road Wildlife Passage	Partner with Santa Clara County to complete CEQA, design, permitting and implementation to provide safe passage for wildlife (newts). Midpen will retain a consultant to provide CEQA and design services to provide safe passage for newts across Alma Bridge Road. Implementation to be led by Midpen or county. Long term operation and maintenance to shift to county.	Complete design development and CEQA and initiate permitting. County to lead final design and bidding.	County to implement, potentially in phases. Midpen to complete effectiveness monitoring in future years.	County to implement, potentially in phases. Midpen to complete effectiveness monitoring in future years.	Open	\$1,250,000	\$350,000	\$500,000

	A	B	C	D	E	F	G	H	I	J	K
1	Program & Fund	Project #	Project Name	Project Purpose	FY26 Scope	FY27 Scope	FY28 Scope	FY26 Status	FY26 Estimated Budget	FY27 Estimated Budget	FY28 Estimated Budget
		XXXXX	Big Dipper Cross Fence	Upgrade infrastructure to support improved grazing distribution; controlling the distribution of livestock and grazing allows the District to more precisely and effectively manage towards District natural resource objectives, such as improving habitat for sensitive flora and fauna.	Scope project, complete a Request for Bids, award the contract, and complete the improvements.	Project completed in prior fiscal year(s).	Project completed in prior fiscal year(s).	New	\$144,600	\$0	\$0
79		XXXXX	Cherry Springs Pond Restoration	Improve aquatic habitat for western pond turtle and California red-legged frog.	Project not yet started.	Project not yet started.	Develop and release RFPQ for pond management plan and hydro study. Begin fieldwork.	Not Started	\$0	\$0	\$100,000
80		XXXXX	Culvert Replacement in Sierra Azul	Replace failing culverts in Sierra Azul Preserve to maintains access through the preserve on strategic fire roads for patrol, maintenance, emergency response, wildland fire control.	Project not yet started.	Solicit bids and hire consultant to initiate project. The scope of work and budget is subject to change following additional assessment from staff.	Secure regulatory permits, finalize construction documents and submit for local permits. Prepare bid package.	Not Started	\$0	\$130,000	\$340,000
81		XXXXX	Elkus-Lobitos Perimeter Fence	Replacing brush along Purisima Creek with fencing to ensure cattle are contained within active pastures and do not stray into the creek.	Scope project, complete a Request for Bids, award the contract, and complete the improvements.	Project completed in prior fiscal year(s).	Project completed in prior fiscal year(s).	New	\$88,500	\$0	\$0
82		XXXXX	Gordon Ridge Ponds Improvement	Re-develop ponds to support livestock water and improve wildlife habitat.	Project not yet started.	Scope project, complete a Request for Bids for design.	Project completed in prior fiscal year(s).	Not Started	\$0	\$933,250	\$0
83		XXXXX	Los Gatos Creek Watershed Phase 3 (Fuel Treatment Work)	Implement grant-funded work within the Los Gatos Creek Watershed that furthers the goals of the Wildland Fire Resiliency Program to complete ecologically sensitive vegetation management that reduces fuel loads and lessens wildfire risk (including in areas with extremely high infestation of Sudden Oak Death).	Project not yet started.	Scope and identify next set of fuel reduction sites for future grant funding.	Begin year 1 of treatment, including the removal of high priority invasive species from projects sites. Continue seed procurement for post-treatment.	Not Started	\$0	\$225,000	\$225,000
84		XXXXX	October Farms Perimeter Fence	Replace brush along Lobitos Creek Road with fencing to ensure cattle are contained within active pastures and do not stray onto the road.	Scope project, complete a Request for Bids, award the contract, and complete the improvements.	Project completed in prior fiscal year(s).	Project completed in prior fiscal year(s).	New	\$102,250	\$0	\$0
85		XXXXX	Remove Ineffective Pond DR15 in Harrington Grazing Unit in La Honda Creek Preserve	Remove a biological sink (pond dries out and causes tadpole die off) for California red-legged frog.	Project not yet started.	Project not yet started.	Develop and release RFPQ for design, geotech, and hydro study. Begin fieldwork.	Not Started	\$0	\$0	\$150,000
86											
87	40 - General Fund Capital Total								\$2,842,100	\$2,336,250	\$2,103,000
88	Natural Resource Protection and Restoration Total								\$8,652,370	\$12,779,875	\$21,856,344
89	Public Access, Education and Outreach										
90	10 - General Fund Operating										

	A	B	C	D	E	F	G	H	I	J	K
	Program & Fund	Project #	Project Name	Project Purpose	FY26 Scope	FY27 Scope	FY28 Scope	FY26 Status	FY26 Estimated Budget	FY27 Estimated Budget	FY28 Estimated Budget
1		31904	Purisima Preserve Multimodal Access - Implementation	Implement transportation demand management (TDM) strategies at Purisima Creek Redwoods Preserve to reduce parking challenges and encourage multimodal access to the preserve. Includes program development to inform design, implementation and operations of Purisima Creek Redwoods Preserve parking areas.	Complete development of program scenarios and implementation details for high priority TDMs. Obtain board approval of implementation as part of the Purisima Comprehensive Use and Management Plan. Individual implementation actions stemming from this work would follow as discreet projects in future years.	Project completed in prior fiscal year(s).	Project completed in prior fiscal year(s).	Open	\$29,350	\$0	\$0
91		31912	Long Ridge Parking - Feasibility Study	Provide a public access staging area (parking, restroom, trailhead) for Long Ridge Preserve and trails.	Initiate discussions with Santa Clara County Parks, Caltrans and other stakeholders in scoping potential sites for parking.	Pending identification and selection of a site, initiate existing conditions phase and feasibility study.	Continue feasibility study.	New	\$20,000	\$100,000	\$105,000
92		31913	Visitor Use Management and Carrying Capacity	Develop framework for visitor use management to assess visitor use capacity and identify management strategies that protect resources and enhance the visitor experience at one or more Midpen preserves.	Project not yet started.	Conduct background research, literature review, and partner agency engagement. Initiate the process to develop visitor use management goals for an area, select indicators, establish thresholds and identify management strategies. Initiate public and stakeholder engagement.	Continue process to develop and refine visitor use management goals for an area, select indicators, and establish thresholds. Develop and complete visitor use management strategy recommendations. Continue public and stakeholder engagement.	Not Started	\$0	\$25,000	\$75,000
93		Supporting Project	Cloverdale Interim Public Access	Provide public access to Cloverdale through a three-phased approach that includes community field days, Docent Naturalist-led hikes, and limited permit access.	Implement minor improvements to designate a by-permit parking area to facilitate public access from Pescadero Creek Road and begin issuing permits.	Project completed in prior fiscal year(s).	Project completed in prior fiscal year(s).	Open	--	--	--
94		Supporting Project	Evaluate and Implement Dynamic Signage in District Preserves	Evaluate existing parking areas and implement dynamic signs if feasible to provide real-time parking availability to preserve visitors.	Evaluate additional preserves for dynamic sign feasibility and identify 2-3 priority preserves.	Implement installations at 2-3 priority preserves.	Project completed in prior fiscal year(s).	Open	--	--	--
95		Supporting Project	Regional Trails and Active Transportation/Access to Open Space Planning and Coordination	Provide technical and planning support on external regional trail and active transportation planning projects initiated by partners and other public agencies.	Continue participation in regional trails and active transportation planning efforts.	Continue participation in regional trails and active transportation planning efforts.	Continue participation in regional trails and active transportation planning efforts.	Open	--	--	--
96		Supporting Project	Trail Junction Numbering System	Improve wayfinding on trails by adding unique trail junction numbers.	Implement trail junction numbers at Rancho San Antonio and Purisima Creek Redwoods preserves.	Implement trail junction numbers at St. Joseph's Hill and Windy Hill preserves.	Implement at other locations as appropriate.	Open	--	--	--
97											

	A	B	C	D	E	F	G	H	I	J	K
	Program & Fund	Project #	Project Name	Project Purpose	FY26 Scope	FY27 Scope	FY28 Scope	FY26 Status	FY26 Estimated Budget	FY27 Estimated Budget	FY28 Estimated Budget
1		VP05-002	La Honda Creek Parking and Trailhead Access - Phase 1 Feasibility Study and CEQA Review	Provide parking, trailhead access and amenities to support opening the currently closed central portion of La Honda Creek to the public. Conduct technical studies, an analysis of existing conditions, opportunities and challenges to assess the feasibility and conduct environmental review of six sites recommended by the 2019-20 La Honda Public Access Working Group.	Complete environmental review analysis, seek board certification of CEQA and obtain approval of project to proceed with design and implementation.	Issue the notice of determination for CEQA. Pending completion of Phase 1 and board approval of project, Engineering and Construction Department initiates Phase 2 design and implementation under MAA05-013.	Project completed in prior fiscal year(s).	Open	\$145,000	\$20,250	\$0
98		VP07-003	La Honda South Area Parking Feasibility Study	Develop feasibility study and conceptual plans for a new parking area and trail in the southern reaches of the preserve per the La Honda Creek Open Space Preserve Master Plan.	Initiate site assessments, technical studies, site opportunities and constraints analysis.	Develop conceptual site plan alternatives.	Pending Board selection of a preferred alternative, initiate environmental review.	New	\$260,000	\$120,000	\$100,000
99											
100									\$454,350	\$265,250	\$280,000
101											
		MAA02-005	Pedestrian Gate Access Bay Trail via Rutgers	Install new Bay Trail pedestrian gate at Rutgers Street, in partnership with the City of East Palo Alto and with permission from the SFPUC.	Finalize SFPUC agreement, complete construction and permit closeout, submit for cost-sharing reimbursement from the City of East Palo Alto.	Project completed in prior fiscal year(s).	Project completed in prior fiscal year(s).	Open	\$30,000	\$0	\$0
102											
		MAA03-009	Purisima-to-the-Sea Parking	Provide a public access staging area and connections to the redwoods trail system and the Coastal Trail. Plan, design, permit and construct new parking area and trailhead amenities.	Complete design development and prepare construction documents. Prepare and submit local permits, contingent on certification of CEQA.	Obtain local permits, complete bid process, award of contract to contractor.	Complete pre-construction surveys and initiate construction.	Open	\$119,298	\$1,714,631	\$4,523,300
103											
		MAA03-010	Purisima-to-the-Sea Trail	Connect the existing Purisima Creek Redwoods trail system to the Pacific Ocean by completing the multi-use Purisima-to-the-Sea Trail.	Secure permits.	Initiate construction.	Continue trail construction.	Open	\$116,733	\$390,000	\$435,000
104											
		MAA03-012	Purisima Preserve Comprehensive Use and Management Plan	Develop comprehensive plan for new public access improvements and resource and land management activities. Includes the Purisima-to-the-Sea Trail and Parking Area, Highway 35 Trail Crossing and Parking Expansion, Purisima Multimodal Access. This plan would serve as the basis to conduct environmental (CEQA) review and initiate the permitting process.	Complete comprehensive use and management plan and CEQA review. Seek Board approval and CEQA certification. Note: implementation of individual projects identified in the plan are listed separately as discreet projects in this and subsequent fiscal years.	Project completed in prior fiscal year(s).	Project completed in prior fiscal year(s).	Open	\$91,921	\$0	\$0
105											
		MAA03-013	Highway 35 Multi-Use Trail Crossing and Parking Implementation	Construct a new parking area to expand capacity at the existing North Ridge lot and a crossing to connect to a new Bay Area Ridge Trail extension.	Move conceptual designs to 65-95% construction plans and prepare/submit for permits, contingent on CEQA certification. Seek grant funding or other means of financing the project.	Obtain local permitting, complete bid process and initiate construction.	Complete construction.	Open	\$157,000	\$1,070,000	\$1,577,000
106											



	A	B	C	D	E	F	G	H	I	J	K
	Program & Fund	Project #	Project Name	Project Purpose	FY26 Scope	FY27 Scope	FY28 Scope	FY26 Status	FY26 Estimated Budget	FY27 Estimated Budget	FY28 Estimated Budget
1		MAA05-007	La Honda Creek Phase 2 Trail Connections	Implement master plan Phase 2 trails to connect visitors from the Harrington Creek Trail to the central and northern areas of La Honda Creek Preserve.	Complete construction.	Project completed in prior fiscal year(s).	Project completed in prior fiscal year(s).	Open	\$820,672	\$0	\$0
107		MAA05-012	Paulin Culvert/Bridge Improvements	Assess the existing culvert/bridge crossing of La Honda Creek on the main patrol access road from Skyline Boulevard into La Honda Creek Preserve to determine whether the culvert and failing retaining walls should be replaced or repaired for maintenance, patrol, and emergency access. Implement assessment recommendations. Remove remains of dilapidated rail car bridge crossing north of redwood cabin site.	Finalize construction documents. Secure required permits. Prepare bid package, solicit bids, award contract and begin construction.	Complete construction.	Project completed in prior fiscal year(s).	Open	\$252,926	\$293,000	\$0
108		MAA05-013	La Honda Parking and Trailhead Access – Phase 2 Implementation	Provide access to the central area of the La Honda Creek Preserve. Design, permit, bid and construct parking area(s) as determined through the La Honda Parking and Trailhead Access Feasibility Study.	Project not yet started.	Pending completion of CEQA review and board approval of the project elements, solicit proposals to hire a design consultant to begin design development of the new public access improvements.	Develop design and start permitting process.	Not Started	\$0	\$126,356	\$730,000
109		MAA06-002	Hawthorns Area Plan	Open the closed Hawthorns area of Windy Hill Open Space Preserve to the public. Develop a plan to guide ecologically sensitive public access improvements and future natural resource and land management activities through five phases: (1) establish vision and goals; (2) develop programming alternatives; (3) refine the alternatives, conduct feasibility studies, and prepare a comprehensive use and management plan; (4) conduct environmental review; and (5) obtain project approval.	Pending board approval of the Hawthorns Area Plan as the CEQA project description, advance parking and trail concept design to 35% and initiate environmental review of the Hawthorns Area Plan.	Complete environmental review and obtain board approval of the Hawthorns Area Plan.	Project completed in prior fiscal year(s).	Open	\$232,741	\$221,372	\$0
110		MAA10-002	Meadow Trail Reroute	Reroute trail to improve public access and resolve a high priority sediment site.	Project not yet started.	Permit through the Open Space Maintenance and Restoration Program and begin construction.	Complete trail construction.	Not Started	\$0	\$47,798	\$11,000
111		MAA11-005	Rancho San Antonio Permanent Carpool Parking Implementation	Address parking congestion at Rancho San Antonio and implement board-approved priority.	Initiate and complete environmental review. Continue coordination with the county. Complete design and initiate permitting.	Finalize permits. Bid and award and complete construction.	Project completed in prior fiscal year(s).	Open	\$235,000	\$1,575,000	\$0
112		MAA11-006	Rancho San Antonio Welcome Center Kiosk	Add welcome kiosk to Rancho San Antonio to educate public on other Midpen preserves.	Engage with Santa Clara County Parks, City of Mountain View and other stakeholders. Explore preliminary site locations.	Pending identification of feasible site location(s), hire consultant to initiate site planning.	Continue site planning.	New	\$10,000	\$50,000	\$25,000
113											

	A	B	C	D	E	F	G	H	I	J	K
	Program & Fund	Project #	Project Name	Project Purpose	FY26 Scope	FY27 Scope	FY28 Scope	FY26 Status	FY26 Estimated Budget	FY27 Estimated Budget	FY28 Estimated Budget
1		MAA17-005	Upper Stevens Creek Trail Connection	Partner with Santa Clara County Parks to design and construct a new parking area, pedestrian crossing(s), and multi-use trail connecting Picchetti Ranch and Monte Bello preserves with Upper Stevens Creek County Park, fulfilling legal commitment in conservation easement agreement.	Develop partnership agreement with Santa Clara County Parks for planning, design, and environmental review. Complete technical and feasibility studies. Initiate design and environmental review. Santa Clara County Parks will be paying for the FY26 scope of work directly.	Continue design and environmental review. Present findings of feasibility study to Midpen and County Parks boards and/or committees.	Complete environmental review and design process. Develop new partnership agreement with Santa Clara County Parks for implementation of project.	Open	\$0	\$110,000	\$100,000
114		MAA20-002	Bay Area Ridge Trail: Highway 17 Crossing	Provide a regional recreational trail crossing across Highway 17 in Santa Clara County by constructing a new overcrossing near Los Gatos and Lexington Reservoir in close alignment with the Highway 17 Wildlife Crossing project MAA20-001. See project MAA20-004 for description of relevant new trails and connections associated with the overcrossing.	Continue collaboration with VTA to complete PS&E for construction of crossing structure and improvements within the Caltrans right-of-way. Finalize property access requirements and secure permits for construction of connecting trails. Finalize partnership agreements with partner agencies and organizations as needed.	Continue collaboration with VTA to begin construction on crossing structure and improvements within the Caltrans right-of-way, if there is sufficient funding for construction.	Continue collaboration with VTA to administer ongoing construction of crossing structure and improvements within the Caltrans right-of-way, if there is sufficient funding for construction. Note: budget for this year is allocated in General Fund 40 due to insufficient MAA funds.	Open	\$1,305,709	\$1,026,755	\$0
115		MAA20-004	El Sereno Loop Trail	Construct trails outside of Caltrans right-of-way that connect to the new Highway 17 trail crossing.	Complete trail construction.	Project completed in prior fiscal year(s).	Project completed in prior fiscal year(s).	Open	\$60,000	\$0	\$0
116		MAA21-004	Bear Creek Stables	Implement maintenance and repairs plan to maintain equestrian use at Bear Creek Stables, including water infrastructure improvements.	Continue design development, and secure permits. Bid and award a construction contract and initiate construction.	Continue construction.	Complete construction.	Open	\$4,373,000	\$1,015,000	\$2,669,000
117		MAA21-006	Bear Creek Redwoods - Alma College Cultural Landscape Rehabilitation	Implement the planting plan associated with the Alma Cultural Landscape Rehabilitation Plan.	Purchase and install year 3 of native nursery plants, seed, plant protections and fencing.	Purchase and install final year (year 4) of native nursery plants, seed, plant protections and fencing.	Project completed in prior fiscal year(s).	Open	\$52,117	\$50,000	\$0
118		MAA21-011	Phase 2 Trail Improvements, Bear Creek Redwoods (NE Trailhead connection)	Implement final element of the Phase 2 trail improvements at Bear Creek Redwoods Open Space Preserve to establish a northeast (NE) trailhead that connects the interior preserve trail network to nearby existing/future trails located to the north and east of the preserve.	NE Trailhead: Finalize Maintenance Agreements with Santa Clara County Roads and Airports Dept and Caltrans. Finalize Caltrans permits for construction within the Highway 17 right-of-way. Submit for permits. Complete bidding and award a contract. Begin construction.	Finalize construction and permit closeout.	Project completed in prior fiscal year(s).	Open	\$166,500	\$506,000	\$0
119											

	A	B	C	D	E	F	G	H	I	J	K
1	Program & Fund	Project #	Project Name	Project Purpose	FY26 Scope	FY27 Scope	FY28 Scope	FY26 Status	FY26 Estimated Budget	FY27 Estimated Budget	FY28 Estimated Budget
		MAA22-004	Beatty Parking Area and Trail Connections	Design and construct new parking area and trail to provide linkage between Lexington Reservoir County Park and Sierra Azul Preserve. Project will satisfy MAA commitment to develop parking in the Cathedral Oaks area.	Pending committee review and board approval of CEQA project description and preferred alternative, initiate environmental review. Align project schedule and scope with adjacent Alma Bridge Road Newt Passage Project.	Complete environmental review and obtain board approval of the project.	Pending Board approval of project, continue design and permitting.	Open	\$248,919	\$1,145,881	\$2,060,000
120		MAA25-004	Umunhum-to-the-Sea Trail	Design, permit and construct trail to connect Mount Umunhum with Nisene Marks State Park. Secure land rights as necessary.	Project not yet started.	Develop scope of work. Confirm project goals.	Initiate design process.	Not Started	\$0	\$5,881	\$75,000
121											
122	30 - Measure AA Capital Total								\$8,272,536	\$9,347,674	\$12,205,300
123	40 - General Fund Capital										
		31901	ADA Barrier Removal	Implement ADA barrier removals as identified and prioritized in the board-approved ADA Transition Plan Update, including tracking and reporting accomplishments.	Complete Year 7 of barrier removals. The scope of work and budget is subject to change following additional assessment from staff.	Complete Year 8 of barrier removals. The scope of work and budget is subject to change following additional assessment from staff.	Complete Year 9 of barrier removals. The scope of work and budget is subject to change following additional assessment from staff.	Open	\$100,000	\$50,000	\$50,000
124											
		31911	Johnston Ranch Loop Trail and Parking Area	Partner with and assist the City of Half Moon Bay on developing and implementing shared/expanded parking and new trails at Johnston House and Johnston Ranch Uplands properties.	Project not yet started.	City of Half Moon Bay-led project. Pending a partnership agreement with the city and the city's schedule, initiate project scoping and coordination. Assist with site assessments.	City of Half Moon Bay-led project. In coordination with the city and Peninsula Open Space Trust, assist with site assessments, development of conceptual design of existing parking area and trailhead, and public and stakeholder outreach and engagement. Conduct trail scouting.	Not Started	\$0	\$110,000	\$135,000
125											
		35006	Kennedy Trailhead Parking Area Improvement	Expand and improve Kennedy Trailhead parking area to address community parking and access concerns, address ADA accessibility, and provide trailhead amenities. Plan, design, permit and construct an expanded parking area, vault restroom, bicycle racks and signs.	Initiate feasibility study with consultant support and initiate stakeholder and public engagement. Upon Board selection of a preferred alternative, initiate design development.	Complete design development and initiate and complete CEQA. Submit for permits.	Complete final design and secure permits. Conduct bidding, award contract, and initiate construction.	New	\$165,000	\$150,000	\$2,678,000
126											
		35015	Rancho San Antonio Road and ADA Improvements	Improve existing service roads. Repair existing asphalt road, replace culverts (as needed), and improve ADA access from the Foothills Field Office to the bridge near Deer Hollow Farm and the lower portion of Mora paved trail.	Complete CEQA, secure permits, develop bid package.	Solicit bids, award a construction (repair) contract, and complete repairs to the Deer Hollow Farm retaining wall and main access road. The scope of work and budget is subject to change following additional assessment from staff.	Project completed in prior fiscal year(s).	Open	\$140,000	\$3,105,000	\$0
127											



	A	B	C	D	E	F	G	H	I	J	K
	Program & Fund	Project #	Project Name	Project Purpose	FY26 Scope	FY27 Scope	FY28 Scope	FY26 Status	FY26 Estimated Budget	FY27 Estimated Budget	FY28 Estimated Budget
1		35030	Fremont Older Parking Area Improvements	Improve the parking configuration and traffic flow of the existing parking area, enhance ADA parking and improve parking surface.	Initiate and complete design development, environmental review and secure permits. Prepare bid package to solicit bids.	Solicit bids, award contract, complete construction.	Project completed in prior fiscal year(s).	Open	\$120,000	\$1,075,000	\$0
128		35031	Guadalupe Creek Crossing Replacement	Assess and improve existing creek culvert crossing that is showing signs of failure. Replace existing culvert creek crossing with a bridge crossing.	Receive regulatory permits, finalize construction documents and submit for local permits. Prepare bid package, solicit bids, award contract and begin construction.	Complete construction.	Project completed in prior fiscal year(s).	Open	\$314,000	\$358,000	\$0
129		35032	Bear Creek Redwoods - Parking Lot Culvert	Prior storms have damaged an existing culvert that runs below the Alma parking lot. The existing 60-inch, 500-foot culvert needs to be repaired/replaced to maintain water conveyance and to protect the parking lot.	Receive regulatory permits, finalize construction documents and submit for local permits.	Prepare bid package, solicit bids, award contract and begin construction.	Complete construction.	Open	\$37,500	\$100,500	\$1,611,000
130		35035	Purisima Creek Trail (Trail and Vehicle Access)	Purisima Creek Road is not passable due to a washout from the 2022-23 storms. Assess road for long-term viability as a road, including potential replacement of three bridges. Rebuild washouts and replace bridges for patrol and emergency vehicle access.	Certify CEQA document for repair work. Finalize bridge scope and construction documents. Secure permits for the bridge repair. Solicit bids, award contract, and begin bridge repair work.	Complete bridge repair. Secure permits for slide repairs.	Solicit bids, award contract and complete the slide repairs.	Open	\$860,000	\$1,627,000	\$1,695,000
131		35047	Bear Creek Road and Summit Road Intersection Trail Crossing	Provide safe trail crossing at Bear Creek Road and Summit Road intersection.	Project not yet started.	Conduct Bear Creek Road and Summit Road Trail Crossing design development, public outreach, and environmental review.	Continue design and environmental review. Start permitting.	Not Started	\$0	\$80,000	\$105,000
132		35048	Picchetti ADA Site Improvements	Carry out Americans with Disabilities Act (ADA) improvements as defined by the ADA Barrier Removal project.	Project not yet started.	Evaluate ADA improvements. Prepare plans. Initiate environmental review.	Complete environmental review. Secure permits. Solicit bids, award contract, and start construction.	Not Started	\$0	\$155,000	\$690,000
133		35049	Ravenswood Viewing Platforms Rebuild	Rebuild two viewing platforms and increase interpretive value.	Project not yet started.	Begin project design and environmental review.	Complete design and environmental review, and begin permitting. Prepare bid package.	Not Started	\$0	\$60,000	\$122,500
134		61025	FFO Trail Bridge Replacements	Maintain safe trail use to continue public access within preserves by replacing wooden bridge on Bear Meadow Trail in Picchetti Ranch with a culvert and carryout repairs to bridge on Flume Trail in St. Joseph’s Hill.	Complete bridge demolition and culvert installation. Close out project.	Project completed in prior fiscal year(s).	Project completed in prior fiscal year(s).	Open	\$43,500	\$0	\$0
135		61044	Monte Bello Black Mountain Trail Extension	Utilize the existing trail easement through Lehigh Quarry lands to construct a public trail with a more gradual ascent of Black Mountain.	Prepare conceptual trail alignment and project description and initiate environmental review.	Obtain board certification of CEQA findings and approval of trail alignment. Finalize the trail design and engineering and submit local and regulatory permit applications.	Complete regulatory permitting. Initiate trail construction pending other District-wide trail priorities.	Open	\$104,000	\$41,500	\$70,000
136											

	A	B	C	D	E	F	G	H	I	J	K
	Program & Fund	Project #	Project Name	Project Purpose	FY26 Scope	FY27 Scope	FY28 Scope	FY26 Status	FY26 Estimated Budget	FY27 Estimated Budget	FY28 Estimated Budget
1		61049	El Corte de Madera - Spring Board Trail Culvert and Bridge	Storm-damaged bridge and four failed culverts require repairs or replacements.	Project not yet started.	Prepare project scope and any design plans.	Confirm CEQA coverage and submit for permits.	Not Started	\$0	\$40,000	\$519,500
137		MAA03-009	Purisima-to-the-Sea Parking (Fund 40 Funded Work)	Provide a public access staging area and connections to the redwoods trail system and the Coastal Trail. Plan, design, permit and construct new parking area and trailhead amenities.	Complete design development and prepare construction documents. Prepare and submit local permits, contingent on certification of CEQA.	Obtain local permits, complete bid process, award of contract to contractor.	Complete pre-construction surveys and initiate construction.	Open	\$5,000	\$4,500	\$23,000
138		MAA20-002	Bay Area Ridge Trail: Highway 17 Crossing (Fund 40 Funded Work)	Provide a regional recreational trail crossing across Highway 17 in Santa Clara County by constructing a new overcrossing near Los Gatos and Lexington Reservoir in close alignment with the Highway 17 Wildlife Crossing project MAA20-001. See project MAA20-004 for description of relevant new trails and connections associated with the overcrossing.	Continue collaboration with VTA to complete PS&E for construction of crossing structure and improvements within the Caltrans right-of-way. Finalize property access requirements and secure permits for construction of connecting trails. Finalize partnership agreements with partner agencies and organizations as needed.	Continue collaboration with VTA to begin construction on crossing structure and improvements within the Caltrans right-of-way, if there is sufficient funding for construction.	Continue collaboration with VTA to administer ongoing construction of crossing structure and improvements within the Caltrans right-of-way, if there is sufficient funding for construction.	Open	\$0	\$1,625,000	\$14,625,000
139		MAA21-011	Phase 2 Trail Improvements, Bear Creek Redwoods (NE Trailhead connection) (Fund 40 Funded Work)	Implement final element of the Phase 2 trail improvements at Bear Creek Redwoods Open Space Preserve to establish a northeast (NE) trailhead that connects the interior preserve trail network to nearby existing/future trails located to the north and east of the preserve.	NE Trailhead: Finalize Maintenance Agreements with Santa Clara County Roads and Airports Dept and Caltrans. Finalize Caltrans permits for construction within the Highway 17 right-of-way. Submit for permits. Complete bidding and award a contract. Begin construction.	Finalize construction and permit closeout.	Project completed in prior fiscal year(s).	Open	\$20,000	\$20,000	\$0
140		VP04-003	El Corte de Madera Single-use Biking/Hiking Trail	Evaluate the suitability of single-use biking/hiking trails at El Corte de Madera Creek to address a Measure AA portfolio element. If approved by the board, proceed with implementation.	Evaluate suitability and prepare item for board consideration to determine whether to pursue single-use biking/hiking trails at El Corte de Madera Creek.	Proceed with next steps based on prior board direction and actions.	Proceed with second year of next steps based on prior board direction and actions.	New	\$0	\$50,000	\$25,000
141		VP14-001	California Riding and Hiking Trails	Pursue viable sections of the California Riding & Hiking Trail (CRHT) at Russian Ridge, Teague Hill and Lower La Honda Creek to Sam McDonald County Park for expanding trail connection opportunities. Work with State Parks to receive quitclaim deed for existing CRHT easement along Woodruff Creek, and work with San Mateo County Parks on connections between La Honda Creek Preserve and Sam McDonald Park.	Finalize transfer of trail easement from State Parks to District.	Project completed in prior fiscal year(s).	Project completed in prior fiscal year(s).	Open	\$15,000	\$0	\$0
142											

	A	B	C	D	E	F	G	H	I	J	K
1	Program & Fund	Project #	Project Name	Project Purpose	FY26 Scope	FY27 Scope	FY28 Scope	FY26 Status	FY26 Estimated Budget	FY27 Estimated Budget	FY28 Estimated Budget
		VP21-005	Bear Creek Redwoods North Parking Area	Construct new North Parking Area to expand and improve parking capacity at Bear Creek Redwoods Preserve as prioritized in Phase 3 of the preserve plan. The new paved parking lot is planned to include equestrian parking.	Secure permits and prepare Request for Bids. Solicit bids, award contract. Initiate construction.	Complete construction.	Project completed in prior fiscal year(s).	Open	\$982,835	\$2,248,982	\$0
143		VP21-006	Phase 2 Multiuse Trail, Bear Creek Redwoods	Construct the multi-use trail segment in the Phase 2 area.	Solicit for and complete design and engineering of bridge crossing for the multi-use trail segment.	Complete local and regulatory permitting. Initiate trail and bridge construction.	Complete trail and bridge construction.	New	\$215,000	\$615,000	\$500,000
144		XXXXX	Purisima Creek Trailhead Shuttle Program Improvements	Improve Purisima Creek Trailhead at Purisima Creek Road to accommodate future shuttle service.	Project not yet started.	Initiate evaluation of site conditions to inform design. Develop initial conceptual design.	Develop designs and initiate permitting.	Not Started	\$0	\$70,000	\$130,000
145											
146									\$3,121,835	\$11,585,482	\$22,979,000
147									\$11,848,721	\$21,198,406	\$35,464,300
148											
149											
		10001	Records Management	Continue to support paperless solutions and increase remote access to Midpen documents; use the board-approved retention schedule to inventory and digitize paper files.	Complete paper scanning with the Clerk, Legal, and Land Stewardship & Trails departments and complete migrating scanned files to trusted system.	Complete paper scanning with the Planning, Engineering & Construction and Natural Resources departments and complete migrating scanned files to trusted system.	Project completed in prior fiscal year(s).	Open	\$15,000	\$15,000	\$0
150											
		10003	Diversity, Equity and Inclusion Program Actions	Implement new actions to further the board’s policy, goals and priorities related to Diversity, Equity, and Inclusion (DEI).	Receive final consultant reports and begin implementing goals and objectives derived from Action Plan. Initial action items include trainings and evaluation of and refinements to administrative processes and practices.	Project completed in prior fiscal year(s).	Project completed in prior fiscal year(s).	Open	\$75,000	\$0	\$0
151											
		10004	FOSM Update	Implement the Financial Organization Sustainability Model (FOSM) Refresh to enhance project and program delivery, organizational structure, and staffing capacity, while ensuring financial sustainability over the next 10+ years.	Implement FOSM Refresh recommendations scheduled for FY26.	Implement FOSM Refresh recommendations scheduled for FY27.	Project completed in prior fiscal year(s).	Open	\$10,000	\$10,000	\$0
152											
		31915	Sphere of Influence Boundary Annexation at Sierra Azul Open Space Preserve in Santa Clara County	In coordination with Santa Clara County Local Area Formation Commission (LAFCO), apply for the proposed annexation of land holdings in District ownership that lie within the District’s Sphere of Influence to be consistent with LAFCO policies and procedures for efficient government services.	Outreach to Santa Clara County Local Area Formation Commission (LAFCO) and stakeholders to determine the annexation process, requirements and schedule. Initiate outreach to property owners.	Initiate development of application materials with consultant support, including a Plan for Services, environmental review and documentation and Fiscal Impacts Report. Conduct community and stakeholder engagement.	Present draft Service Plan to Board of Directors. Complete CEQA review. Finalize application process.	New	\$50,000	\$100,000	\$50,000
153											

	A	B	C	D	E	F	G	H	I	J	K
1	Program & Fund	Project #	Project Name	Project Purpose	FY26 Scope	FY27 Scope	FY28 Scope	FY26 Status	FY26 Estimated Budget	FY27 Estimated Budget	FY28 Estimated Budget
154		40014	Legislative Initiative Regarding Permitting	Potential legislation to enable permit streamlining for PRC 5500 independent special districts.	If necessary, pursue sponsored legislation through the 2025-26 state legislative session (calendar year).	If necessary, continue to pursue sponsored legislation through the 2027-28 legislative session (calendar year).	If necessary, continue to pursue sponsored legislation through the 2027-28 legislative session (calendar year).	Open	\$67,200	\$67,200	\$67,200
155		51709	Cybersecurity Implementation	Improve Midpen’s cybersecurity posture by implementing projects identified in the cybersecurity audit.	Implement Year 2 recommendations from the cybersecurity audit.	Implement Year 3 recommendations from the cybersecurity audit.	Project completed in prior fiscal year(s).	Open	\$35,000	\$20,000	\$0
156		Supporting Project	20-Year MAA Project Implementation Plan	Develop a roadmap to complete the MAA program in the next 20 years.	Complete master schedule for MAA program.	Project completed in prior fiscal year(s).	Project completed in prior fiscal year(s).	Open	--	--	--
157		Supporting Project	Basic Policies for the Coastside Protection Area	Develop basic policies for the Coastside Protection Area and incorporate into Midpen’s existing Basic Policy, originally adopted in 1999, to fulfill an obligation established by the 2003 Coastal Service Plan.	Complete the public engagement process to solicit input on the proposed policy language, as drafted with committee input. Make any final refinements, as needed, to the proposed policy language with committee concurrence. Present to the full board for approval.	Project completed in prior fiscal year(s).	Project completed in prior fiscal year(s).	Open	--	--	--
158		Supporting Project	Cityworks Migration	Migrate Cityworks user interface to new Respond interface due to lack of vendor support for old interface/product and to ensure ability to integrate with ArcGIS.	Understand scope and impact of a new user interface. Learn about the technology and develop an implementation and deployment plan. Seek feedback from staff on plan and design.	Implement new user interface and deploy to all staff. Make adjustments as needed.	Project completed in prior fiscal year(s).	New	--	--	--
159		Supporting Project	Electric Vehicle Charging Stations at Preserves	Evaluate existing parking areas and grant opportunities with Peninsula Clean Energy and Silicon Valley Clean Energy to potentially install electric vehicle charging stations, where appropriate.	Project not yet started.	Prepare feasibility studies, determine priority location(s) and present initial recommendations for Board acceptance.	Pending Board acceptance, prepare design documents, and complete CEQA review. Secure permits.	Not Started	--	--	--
160		Supporting Project	Fleet Management	Consistent with the IT Master Plan, implement a fleet management system to plan, program, and track the management (including replacements and maintenance) of the vehicle and equipment fleet.	Procure and configure fleet management system.	Go-live with Fleet Management System.	Project completed in prior fiscal year(s).	Open	--	--	--
161		Supporting Project	GIS Strategic Plan Implementation	Implement the GIS Strategic Plan to guide the GIS program toward smart, sustainable, and innovative operations.	Implement first year of governance, staffing, technology, and education initiatives as identified in the GIS Strategic Plan.	Implement second year of governance, staffing, technology, and education initiatives as identified in the GIS Strategic Plan.	Implement third year of governance, staffing, technology, and education initiatives as identified in the GIS Strategic Plan.	New	--	--	--

	A	B	C	D	E	F	G	H	I	J	K
1	Program & Fund	Project #	Project Name	Project Purpose	FY26 Scope	FY27 Scope	FY28 Scope	FY26 Status	FY26 Estimated Budget	FY27 Estimated Budget	FY28 Estimated Budget
		Supporting Project	GM Signature Authority Legislation	Work with partner agencies to seek legislation allowing for General Manager purchasing authorization up to an amount not to exceed \$200,000 for supplies, materials, labor, and other services, with the actual amount subject to board approval and board policy.	Pursue sponsored legislation through the 2025-26 state legislative session (calendar year).	If necessary, continue to pursue sponsored legislation through the 2027-28 legislative session (calendar year).	If necessary, continue to pursue sponsored legislation through the 2027-28 legislative session (calendar year).	Open	--	--	--
162		Supporting Project	Native American Relations Program	Implement actions to deepen the District's intergovernmental relations with local Native American Tribes.	Present priority actions identified in the 2024 Right Relations Action Plan for Board acceptance and begin implementation.	Continue implementation of Action Plan and develop new action items as needed.	Continue implementation of Action Plan and develop new action items as needed.	New	--	--	--
163		Supporting Project	SharePoint Migration	Migrate SharePoint Classic to SharePoint Modern.	Scope and plan migration.	Begin migration.	Complete migration.	New	--	--	--
164		Supporting Project	Trail Use Policy Update	Update Trail Use Policy to reflect current regulations, board policies and construction practices for District trail use designations.	Project not yet started.	Conduct policy review to address minor technical clarifications regarding current regulations, board policies and construction practices. Identify any other necessary updates.	Continue to prepare draft language to update the policy in preparation for committee and full Board review.	Not Started	--	--	--
165		Supporting Project	Update to the District CEQA Guidelines	Update the board adopted 2001 District Guidelines for the implementation of the California Environmental Quality Act (CEQA) to conform with current state law and board policies.	Conduct internal review and identify sections needing revisions to be consistent with current state law and Midpen policies. The scope of work and budget is subject to change following additional assessment from staff.	Bring recommended CEQA guideline updates to the board for consideration of approval. The scope of work and budget is subject to change following additional assessment from staff.	Project completed in prior fiscal year(s).	New	--	--	--
166		XXXXX	AI for Business Efficiency	Provide staff with generative AI to increase efficiency.	Begin by building an internal AI Foundation with state of readiness, a new policy and guidelines, use cases, and tool selection.	Purchase and begin AI tool. Begin implementation.	Complete AI tool implementation.	New	\$0	\$48,000	\$48,000
167		XXXXX	Computer System Failover (Off-site)	Maintain an off-site computer system failover for business continuity in the event physical servers are damaged by fire, natural disaster or cyberattack.	Project not yet started.	Evaluate, select, and implement Computer System Failover.	Project completed in prior fiscal year(s).	Not Started	\$0	\$55,000	\$0
168		XXXXX	Project Management Software	Select and install project management software for improving task organization and collaboration to support Capital Improvement and Action Plan, resource loading and project tracking.	Gather requirements and investigate options.	Select an option and begin implementation.	Complete implementation.	New	\$15,000	\$70,000	\$70,000
169		XXXXX	Recruitment Software	Implement new recruitment software to streamline recruiting.	Scope, select and begin procurement.	Procure, configure and go-live.	Project completed in prior fiscal year(s).	New	\$0	\$40,000	\$0
170											
171	10 - General Fund Operating Total								\$267,200	\$425,200	\$235,200
172	20 - Hawthorns										



	A	B	C	D	E	F	G	H	I	J	K
1	Program & Fund	Project #	Project Name	Project Purpose	FY26 Scope	FY27 Scope	FY28 Scope	FY26 Status	FY26 Estimated Budget	FY27 Estimated Budget	FY28 Estimated Budget
		VP06-003	Hawthorns Historic Complex Partnership	Determine long-term disposition of and use for existing structures in the Hawthorns Historic Complex and potential partnership opportunities. Through a public process and in coordination with the Town of Portola Valley and potential partner(s), develop disposition and use options for board consideration and approval.	Pending board approval of Lower Barn project, initiate conceptual plan development for Lower Barn partnership. Initiate public and stakeholder engagement.	Continue public and stakeholder engagement. Pending board approval of a conceptual design for the Lower Barn, initiate environmental review. Project implementation will be under a separate project.	Project completed in prior fiscal year(s). Project implementation will be a separate project.	Open	\$70,000	\$80,000	\$0
173											
174	20 - Hawthorns Total								\$70,000	\$80,000	\$0
175	40 - General Fund Capital										
		31914	Skyline Field Office Rebuild	Build facility at new site to continue supporting field staff operational needs in the Skyline Field Office (SFO) region.	Continue feasibility studies and initiate conceptual design development. Drill well if deemed feasible.	Pending board selection of a conceptual design, initiate schematic design phase.	Pending board selection of a project design alternative, initiate CEQA. Pending CEQA certification, initiate land use permits.	Open	\$330,000	\$200,000	\$135,000
176											
		35010	Structure Evaluation and Disposition	Assess condition of vacant structures and gather information to determine long term disposition and implement board-approved decisions.	Implement board decisions for structures evaluated in FY24/FY25, including structure at the McKannay property and Meyer property. Conduct research and assess the condition of 1-2 additional structures and develop disposition recommendations for board consideration (may include the Monotti and/or Sears Ranch Open Air Barns). The scope of work and budget is subject to change following additional assessment from staff.	Complete an assessment of structures on October Farms, Gordon Ridge and Lobitos properties and receive Board direction on their disposition. Complete the Board-approved demolition of structures on the Landre Property and the Big Dipper Barn.	Implement board decisions for structures evaluated in FY26/FY27. Conduct research and assess the condition of 2-3 additional structures and develop disposition recommendations for board consideration. The scope of work and budget is subject to change following additional assessment from staff.	Open	\$1,341,200	\$916,200	\$572,200
177											
		35034	Prospect Road Culvert Replacement	Replace culvert on Prospect Road. Culvert is beginning to degrade and likely to fail. Prospect Road is the main access road into Fremont Older Preserve.	Complete construction and project close out.	Project completed in prior fiscal year(s).	Project completed in prior fiscal year(s).	Open	\$252,000	\$0	\$0
178											
		35036	Resource Management Permit for the Former Event Center Site	Comply with conditions of approval to formalize and secure a County of San Mateo Resource Management Permit for the former Event Center site.	Complete site improvements and finalize actions to secure the Resource Management Permit for the site.	Project completed in prior fiscal year(s).	Project completed in prior fiscal year(s).	Open	\$360,500	\$0	\$0
179											
		35037	Annex Building Repairs	Repair foundation to the building, which serves as an annex to the Foothills Field Office in support of operational functions.	Prepare plans, submit for permits and solicit bids for construction.	Complete construction and project closeout.	Project completed in prior fiscal year(s).	Open	\$65,000	\$175,000	\$0
180											

	A	B	C	D	E	F	G	H	I	J	K
	Program & Fund	Project #	Project Name	Project Purpose	FY26 Scope	FY27 Scope	FY28 Scope	FY26 Status	FY26 Estimated Budget	FY27 Estimated Budget	FY28 Estimated Budget
1		35038	Cunha House Repair	Remodel attached one bedroom housing unit by replacing flooring, installing an updated bathroom, installing a kitchen, repairing the HVAC repair, and performing electrical repairs to meet current building code to expand employee workforce housing.	Project not yet started.	Hire consultant to provide evaluation, recommendations and cost estimate for repairs. Select appropriate repairs.	Develop plans and submit for permits. Solicit bids, award contract and begin construction.	Not Started	\$0	\$43,000	\$163,000
181		35039	Allen Road Washout Repair	Assess options to restore access for fire trucks after washout of Allen Road, a key fire road between Bechtel and Paulin properties in La Honda Creek Preserve.	Receive regulatory permits, finalize construction documents and submit for local permits. Prepare bid package, solicit bids, award contract and begin construction.	Complete construction and project closeout.	Project completed in prior fiscal year(s).	Open	\$50,000	\$85,000	\$0
182		35040	FFO Solar Panels/EV Chargers	Install solar panels on Foothills Field Office (FFO) shop and EV chargers.	Evaluate feasibility of solar power installation for FFO, EV charger quantity and location.	Prepare plans, submit for permits and solicit bids for construction. Initiate construction.	Complete construction and project closeout.	New	\$50,000	\$271,000	\$250,000
183		35041	Fremont Older Residence Roof Replacement	Repair roof and associated framing to ensure longevity of structure. Permit, bid and repair roof and associated amenities.	Prepare plans, submit for permits, solicit bids for construction and complete roof replacement.	Project completed in prior fiscal year(s).	Project completed in prior fiscal year(s).	Open	\$173,000	\$0	\$0
184		35042	Lone Madrone Mobile Home Replacement	Replace existing mobile home that has reached the end of its useful life and remove/demolish existing attached mobile home from barn structure.	Deferred to FY27.	Prepare plans and submit for permits.	Solicit bids for construction and complete construction.	Deferred	\$0	\$45,000	\$416,000
185		35043	Schilling Lake Spillway Repair	Repair spillway culvert to prevent erosion of dam.	Solicit quotes for engineering design services for the culvert replacement or spillway redesign. Begin design development and complete historic, cultural, botanical, and resource assessments.	Finalize CEQA, complete permitting, and complete bidding process.	Complete construction.	New	\$165,000	\$255,000	\$425,000
186		35044	Coastal Field Office Build Out	Build out a coastal field office to support management and maintenance of coastal land holdings.	Conduct programming, design development, and environmental review.	Finalize design development, permitting, and environmental review.	Solicit bids and award a contract for construction. Begin construction.	Open	\$520,000	\$260,000	\$10,061,000
187		35045	Administrative Office Solar Expansion	Expand existing solar array at the administrative office utilizing panels previously purchased for the Skyline Field Office (SFO).	Project not yet started.	Prepare design documents and submit for local and utility permitting.	Receive required permits. Install additional panels and submit interconnection request to utility. Receive permission to operate and commission system.	Not Started	\$0	\$70,000	\$107,000
188		35046	Visitor Services Storage Unit	Create a storage facility at the Administrative Office for Visitor Services Department.	Coordinate storage needs. Develop construction documents, procure permits as needed, bid and install facilities.	Project completed in prior fiscal year(s).	Project completed in prior fiscal year(s).	New	\$26,500	\$0	\$0
189											

	A	B	C	D	E	F	G	H	I	J	K
1	Program & Fund	Project #	Project Name	Project Purpose	FY26 Scope	FY27 Scope	FY28 Scope	FY26 Status	FY26 Estimated Budget	FY27 Estimated Budget	FY28 Estimated Budget
190		61051	Skyline Ridge Road Repair at Big Dipper inholding at Skyline Ridge Preserve	Need to repair/replace Skyline Ridge culvert and repair failure to access road at Big Dipper inholding.	Complete construction and project closeout.	Project completed in prior fiscal year(s).	Project completed in prior fiscal year(s).	Open	\$50,000	\$0	\$0
191		61054	Replace Bridge MRBR1 in Miramontes Ridge Preserve	Replace existing underrated weight bridge at MRBR1 to a bridge or culvert rated greater than 10,000 pounds to improve a key fire access route.	Design replacement crossing (culvert or bridge).	Secure permits.	Prepare bid documents.	New	\$105,000	\$95,000	\$570,000
192		61055	Replace Roof on Coal Creek Barn	Following storm damage to roof, perform structural assessment to determine the opportunities and constraints for rehabilitation, stabilization or repair; identify regulatory requirements for structure stabilization and provide options with high-level cost estimates.	Contract for a structural assessment and prepare construction documents for roof replacement.	Bid project. Complete construction and project close out.	Project completed in prior fiscal year(s).	New	\$199,000	\$141,500	\$0
193		61057	Title 24 Residential Improvements	Improve energy efficiency to comply with CA Title 24 regulations for residential properties.	Solicit bids, award a contract, and complete the Title 24 improvements.	Project completed in prior fiscal year(s).	Project completed in prior fiscal year(s).	Open	\$159,000	\$0	\$0
194		65407	Radio System Assessment and Upgrade	Ensure Midpen's radio system remains operational and reliable to maintain effective field communication and emergency response. Provide radio coverage within new land acquisitions and address coverage gaps in existing high-use areas. Research options to expand Midpen radio coverage to coastal areas, improve radio coverage in selected high-use areas, upgrade quality of system and replace equipment reaching end of life.	Complete installation of equipment, vendor and consultant testing, program and train staff on new subscriber radios. Complete cleanup, cutover, final acceptance, and project close-out.	Project completed in prior fiscal year(s).	Project completed in prior fiscal year(s).	Open	\$200,000	\$0	\$0
195		None	Vehicle and Machinery/Equipment Purchases	Provide necessary vehicles and equipment for staff to further Midpen's mission and meet project delivery and service delivery commitments.	Number and types of new vehicles and equipment TBD based on recommendations from the Fleet Transition Plan. Budget line item is a placeholder.	Number and types of new vehicles and equipment TBD based on recommendations from the Fleet Transition Plan. Budget line item is a placeholder.	Number and types of new vehicles and equipment TBD based on recommendations from the Fleet Transition Plan. Budget line item is a placeholder.	Recurring	\$605,000	\$1,000,000	\$1,000,000
196		VP06-004	Hawthorns Structures Stabilization / Repairs	Implement board direction based on structure assessment findings.	Solicit bids and complete interim stabilization and re-roofing for main historic complex structures.	Continue with implementation of next steps to stabilize/repair structures.	Continue with implementation of next steps to stabilize/repair structures.	Open	\$1,020,500	\$195,500	\$145,500
197		XXXXX	Agricultural Barn and Outbuildings Repair	Repair barns and outbuildings for continued agricultural use.	Perform audit to determine condition of barns and out buildings.	Scope project, finalize permits, complete a Request for Bids for repairs for first set of structures.	Scope project, finalize permits, complete a Request for Bids for repairs for second set of structures.	New	\$0	\$100,000	\$100,000



	A	B	C	D	E	F	G	H	I	J	K
	Program & Fund	Project #	Project Name	Project Purpose	FY26 Scope	FY27 Scope	FY28 Scope	FY26 Status	FY26 Estimated Budget	FY27 Estimated Budget	FY28 Estimated Budget
1		XXXXX	Folger House Repair	Remodel attached three bedroom housing unit by replacing counter tops, renovating two bathrooms, replacing appliance, repairing flooring, new interior paint, and performing electrical repairs to meet current building code to expand employee workforce housing.	Hire consultant to provide evaluation, recommendations and cost estimate for repairs. Select appropriate repairs. Develop plans and submit for permits. Solicit bids, award contract and begin construction. Complete construction and project closeout.	Project completed in prior fiscal year(s).	Project completed in prior fiscal year(s).	New	\$150,000	\$0	\$0
198		XXXXX	Residential Detached Structures Repairs	Repair garages, storage sheds, pump houses and other outbuildings for continued residential use.	Project not yet started.	Perform audit to determine condition of all District residential housing properties.	Scope project, finalize permits, complete a Request for Bids for repairs.	Not Started	\$0	\$150,000	\$150,000
199		XXXXX	Residential Driveway Replacements	Replace driveways at selected residential housing properties to maintain access.	Perform audit to determine condition of all District residential housing properties. Scope year 1 projects, finalize permits, solicit a Request for Bids and complete the year 1 repairs.	Scope the year 2 projects, finalize permits, solicit a Request for Bids, complete the year 2 repairs.	Scope the year 3 projects, finalize permits, solicit a Request for Bids, complete the year 3 repairs.	New	\$125,000	\$200,000	\$250,000
200		XXXXX	Residential Housing Roof Replacements	Replace roofs at selected residential housing properties to maintain weather resistance and improve energy efficiency.	Perform audit to determine condition of all District residential housing properties. Scope year 1 projects, finalize permits, solicit a Request for Bids, and complete the year 1 repairs.	Scope the year 2 projects, finalize permits, solicit a Request for Bids, complete the year 2 repairs.	Scope the year 3 projects, finalize permits, solicit a Request for Bids, complete the year 3 repairs.	New	\$30,000	\$115,000	\$120,000
201		XXXXX	Rural Residential Water System Improvements	Improve rural water quality infrastructure for tenant residences.	Perform audit of all rural residential water systems. Create database of all residential systems that need improvement. Develop action plan for future project development.	Scope year 1 projects, solicit a Request for Bids, and complete year 1 water system improvements.	Scope year 2 projects, solicit a Request for Bids, and complete year 1 water system improvements.	New	\$50,000	\$180,000	\$180,000
202		XXXXX	Wildcat Loop Bridge Replacement	Replace five pedestrian bridge crossings to ensure continued public access through the preserve.	Project not yet started.	Hire consultant to provide evaluation, recommendations and cost estimate for repairs. Select appropriate repairs.	Develop plans and submit for permits. Solicit bids, award contract and begin construction.	Not Started	\$0	\$170,000	\$245,000
203											
204									\$6,026,700	\$4,667,200	\$14,889,700
205									\$6,363,900	\$5,172,400	\$15,124,900
206									\$27,496,991	\$39,528,681	\$72,775,544

**Capital Improvement & Action Plan (CIAP) Summaries**

CIAP Budget by Fund	Total FY26 Estimated Budget	Total FY27 Estimated Budget	Total FY28 Estimated Budget
Fund 10 - General Fund Operating*	\$2,942,297	\$3,827,537	\$2,548,352
Fund 20 - Hawthorn	\$70,000	\$80,000	\$0
Fund 30 - Measure AA***	\$11,987,059	\$16,799,212	\$30,050,492
Fund 40 - General Fund Capital****	\$12,497,635	\$18,821,932	\$40,176,700
<b>Total</b>	<b>\$27,496,991</b>	<b>\$39,528,681</b>	<b>\$72,775,544</b>

CIAP Summary by Program	Total FY26 Estimated Budget	Total FY27 Estimated Budget	Total FY28 Estimated Budget
Land Acquisition and Preservation**	\$632,000	\$378,000	\$330,000
Natural Resource Protection and Restoration***	\$8,652,370	\$12,779,875	\$21,856,344
Public Access, Education and Outreach***	\$11,848,721	\$21,198,406	\$35,464,300
Assets and Organizational Support****	\$6,363,900	\$5,172,400	\$15,124,900
<b>Total</b>	<b>\$27,496,991</b>	<b>\$39,528,681</b>	<b>\$72,775,544</b>

CIAP Budget by Program & Fund	Total FY26 Estimated Budget	Total FY27 Estimated Budget	Total FY28 Estimated Budget
<b>Land Acquisition and Preservation</b>	<b>\$632,000</b>	<b>\$378,000</b>	<b>\$330,000</b>
Fund 10 - General Fund Operating	\$0	\$0	\$0
Fund 30 - Measure AA	\$125,000	\$145,000	\$125,000
Fund 40 - General Fund Capital	\$507,000	\$233,000	\$205,000
<b>Natural Resource Protection and Restoration</b>	<b>\$8,652,370</b>	<b>\$12,779,875</b>	<b>\$21,856,344</b>
Fund 10 - General Fund Operating	\$2,220,747	\$3,137,087	\$2,033,152
Fund 30 - Measure AA***	\$3,589,523	\$7,306,538	\$17,720,192
Fund 40 - General Fund Capital	\$2,842,100	\$2,336,250	\$2,103,000
<b>Public Access, Education and Outreach</b>	<b>\$11,848,721</b>	<b>\$21,198,406</b>	<b>\$35,464,300</b>
Fund 10 - General Fund Operating	\$454,350	\$265,250	\$280,000
Fund 30 - Measure AA***	\$8,272,536	\$9,347,674	\$12,205,300
Fund 40 - General Fund Capital	\$3,121,835	\$11,585,482	\$22,979,000
<b>Assets and Organizational Support</b>	<b>\$6,363,900</b>	<b>\$5,172,400</b>	<b>\$15,124,900</b>
Fund 10 - General Fund Operating	\$267,200	\$425,200	\$235,200
Fund 20 - Hawthorns	\$70,000	\$80,000	\$0
Fund 40 - General Fund Capital****	\$6,026,700	\$4,667,200	\$14,889,700
<b>Total</b>	<b>\$27,496,991</b>	<b>\$39,528,681</b>	<b>\$72,775,544</b>

\* Fund 10 - General Fund Operating includes supporting projects with a zero dollar budget. Supporting projects are important activities undertaken each year that do not meet CIAP project criteria of \$50,000 or more over the lifetime of the project. While the supporting projects included in this attachment may incur expenses, those expenses will be reflected in the departmental operating budgets.

\*\* Given that land costs are generally opportunistic, costs only account for due diligence expenses. The purchase price is not factored into the budget until the purchase is brought before the Board for approval, at the time of purchase.

\*\*\* The increase from FY27 to FY28 is attributed to the construction of the Highway 17 Crossing.

\*\*\*\* The increase from FY27 to FY28 is attributed to the start of construction for the Coastal Field Office.

Note: these budgets are preliminary and still under refinement.

Grant Revenue Summary

Row #	Project Number / Project Name / Funder	Total FY26 Estimated Budget	Total FY27 Estimated Budget	Total FY28 Estimated Budget
N/A	<b>61023</b>			
	Wildlife Conservation Board	\$ 232,754		
23	<b>61031</b>			
	State Coastal Conservancy	197,000		
N/A	<b>61032</b>			
	FEMA/CalOES	1,186,598	3,751,786	
27	<b>80065</b>			
	Valley Water	275,000	275,000	
31	<b>80083</b>			
	Wildlife Conservation Board	75,000		
54	<b>MAA20-001</b>			
	Wildlife Conservation Board	455,000		
15	<b>MAA20-002</b>			
	Wildlife Conservation Board	845,000		
78	<b>VP22-002</b>			
	Wildlife Conservation Board	872,250	750,000	
	<b>Total Grant Revenue</b>	<b>4,138,602</b>	<b>4,776,786</b>	<b>0</b>

**Areas of Interest Project Summary**

Row #	Area of Interest & Project Name	Total FY26 Estimated Budget	Total FY27 Estimated Budget	Total FY28 Estimated Budget
<b>Agriculture**</b>				
69	35012 - Driscoll Ranch New Agricultural Well	\$ 49,750	\$ -	\$ -
22	61030 - Toto Ranch Agricultural Plan	102,000	75,000	-
39	80100 - Carbon Farm Plan Implementation	95,000	10,000	10,000
52	MAA01-006 - Madonna Creek Habitat Enhancement, Water Supply and Bridge Replacement	122,155	297,369	1,180,000
54	MAA01-XXX - Johnston Ranch Habitat and Agricultural Water Supply Improvements	120,000	2,371,000	-
57	MAA03-007 - Water Improvements at Lobitos Ranch	185,000	-	-
60	MAA05-014 - Lone Madrone Corrals	180,000	-	-
61	MAA13-001 - Cloverdale - Operational Road System Review and Repairs	103,911	150,000	367,823
5	MAA13-003 - Cloverdale Ranch Land Opportunity	120,000	\$140,000	120,000
62	MAA13-004 - Cloverdale Ranch Water Development Project	71,000	-	-
63	MAA13-XXX - Pond Fencing at Cloverdale Ranch	113,500	-	-
157	Supporting Project - Basic Policies for the Coastside Protection Area	-	-	-
197	XXXXX - Agricultural Barn and Outbuildings Repair	-	100,000	100,000
79	XXXXX - Big Dipper Cross Fence	144,600	-	-
82	XXXXX - Elkus-Lobitos Perimeter Fence	88,500	-	-
83	XXXXX - Gordon Ridge Ponds Improvement	-	933,250	-
85	XXXXX - October Farms Perimeter Fence	102,250	-	-
48	XXXXX - Rangeland Silvopasture	-	-	65,000
<b>Agriculture Total</b>		<b>\$ 1,597,666</b>	<b>\$ 4,076,619</b>	<b>\$ 1,842,823</b>
Row #	Area of Interest & Project Name	Total FY26 Estimated Budget	Total FY27 Estimated Budget	Total FY28 Estimated Budget
<b>Diversity, Equity and Inclusion</b>				
151	10003 - Diversity, Equity and Inclusion Program Actions	\$ 75,000	\$ -	\$ -
124	31901 - ADA Barrier Removal	100,000	50,000	50,000
91	31904 - Purisima Preserve Multimodal Access - Implementation	29,350	-	-
125	31911 - Johnston Ranch Loop Trail and Parking Area	-	110,000	135,000
126	35006 - Kennedy Trailhead Parking Area Improvement	165,000	150,000	2,678,000
127	35015 - Rancho San Antonio Road and ADA Improvements	140,000	3,105,000	-
128	35030 - Fremont Older Parking Area Improvements	120,000	1,075,000	-
133	35048 - Picchetti ADA Site Improvements	-	155,000	690,000
136	61044 - Monte Bello Black Mountain Trail Extension	104,000	41,500	70,000
107	MAA05-007 - La Honda Creek Phase 2 Trail Connections	820,672	-	-
109	MAA05-013 - La Honda Parking and Trailhead Access – Phase 2 Implementation	-	126,356	730,000
110	MAA06-002 - Hawthorns Area Plan	232,741	221,372	-
112	MAA11-005 - Rancho San Antonio Permanent Carpool Parking Implementation	235,000	1,575,000	-
113	MAA11-006 - Rancho San Antonio Welcome Center Kiosk	10,000	50,000	25,000
114	MAA17-005 - Upper Stevens Creek Trail Connection	-	110,000	100,000
118	MAA21-006 - Bear Creek Redwoods - Alma College Cultural Landscape Rehabilitation	52,117	50,000	-
119 & 140	MAA21-011 - Phase 2 Trail Improvements, Bear Creek Redwoods	186,500	526,000	-
120	MAA22-004 - Beatty Parking Area and Trail Connections	248,919	1,145,881	2,060,000
95	Supporting Project - Evaluate and Implement Dynamic Signage in District Preserves	-	-	-
	Supporting Project - Regional Trails and Active Transportation/Access to Open Space Planning and Coordination	-	-	-
96		-	-	-
97	Supporting Project - Trail Junction Numbering System	-	-	-
165	Supporting Project - Trail Use Policy Update	-	-	-
	VP05-002 - La Honda Creek Parking and Trailhead Access - Phase 1 Feasibility Study and CEQA Review	145,000	20,250	-
173	VP06-003 - Hawthorns Historic Complex Partnership	70,000	80,000	-
99	VP07-003 - La Honda South Area Parking Feasibility Study	260,000	120,000	100,000
143	VP21-005 - Bear Creek Redwoods North Parking Area	982,835	2,248,982	-
144	VP21-006 - Phase 2 Multiuse Trail, Bear Creek Redwoods	215,000	615,000	500,000
145	XXXXX - Purisima Creek Trailhead Shuttle Program Improvements	-	70,000	130,000
<b>Diversity, Equity and Inclusion Total</b>		<b>\$ 4,192,134</b>	<b>\$ 11,645,341</b>	<b>\$ 7,268,000</b>
Row #	Area of Interest & Project Name	Total FY26 Estimated Budget	Total FY27 Estimated Budget	Total FY28 Estimated Budget
<b>Fire Prevention</b>				
23	61031 - Wildland Fire Capacity	\$ 135,000	\$ -	\$ -
24	61056 - Los Gatos Creek Watershed Phase 2 (fuel treatment)	150,000	145,000	-
29	80072 - Irish Ridge Restoration	85,000	462,500	460,000
33	80091 - Miramontes Ridge Reforestation	-	-	180,000
34	80092 - Long Ridge Forest Health Treatment	44,000	140,000	8,000
35	80093 - Prescribed Fire Plan Implementation	75,000	74,500	-
37	80097 - Wildlife Conservation Board Grant Reforestation Projects	345,000	478,000	280,000
59	MAA05-010 - La Honda Forest Health	169,876	585,000	570,000
65	MAA21-007 - Bear Creek Redwoods Preserve Plan: Invasive Weed Treatment & Restoration	110,355	100,000	100,000
84	XXXXX - Los Gatos Creek Watershed Phase 3 (fuel treatment)	-	225,000	225,000
46	XXXXX - Madonna Creek Caltrans Mitigation	168,000	\$517,425	94,000
47	XXXXX - Mitigation of Routine Maintenance Impacts	-	20,000	20,000
<b>Fire Prevention Total</b>		<b>\$ 1,282,231</b>	<b>\$ 2,747,425</b>	<b>\$ 1,937,000</b>
<b>Areas of Interest Grand Total</b>		<b>\$ 7,072,031</b>	<b>\$ 14,392,766</b>	<b>\$ 11,047,823</b>

\*\* Note: although not listed above, numerous projects within the Agriculture focus area also provide significant fuel reduction and fire prevention benefits.

**CIAP Linkage Summary by Primary Strategic Plan Goal**

Primary Strategic Plan Linkage	Total FY26 Estimated Budget	Total FY27 Estimated Budget	Total FY28 Estimated Budget
<b>Goal 1</b>			
Goal 1, Objective 2	\$ 1,844,064	\$ 3,342,425	\$ 14,844,000
Goal 1, Objective 3	\$ 157,000	\$ 1,070,000	\$ 1,577,000
Goal 1, Objective 4	\$ 678,000	\$ 358,881	\$ 380,000
<b>Goal 1 Total</b>	<b>\$ 2,679,064</b>	<b>\$ 4,771,306</b>	<b>\$ 16,801,000</b>
<b>Goal 2</b>			
Goal 2, Objective 1	\$ 1,668,852	\$ 650,000	\$ 600,000
Goal 2, Objective 2	\$ 3,091,943	\$ 4,185,200	\$ 5,349,521
Goal 2, Objective 3	\$ 30,000	\$ 20,000	\$ 180,000
Goal 2, Objective 4	\$ 495,000	\$ 868,000	\$ 525,000
Goal 2, Objective 5	\$ 900,600	\$ 3,479,250	\$ 100,000
<b>Goal 2 Total</b>	<b>\$ 6,186,395</b>	<b>\$ 9,202,450</b>	<b>\$ 6,754,521</b>
<b>Goal 3</b>			
Goal 3, Objective 2	\$ 75,000	\$ -	\$ -
Goal 3, Objective 3	\$ 11,507,632	\$ 19,125,525	\$ 32,730,123
<b>Goal 3 Total</b>	<b>\$ 11,582,632</b>	<b>\$ 19,125,525</b>	<b>\$ 32,730,123</b>
<b>Goal 4</b>			
Goal 4, Objective 1	\$ 3,589,500	\$ 4,790,500	\$ 14,692,000
Goal 4, Objective 2	\$ 77,200	\$ 77,200	\$ 67,200
Goal 4, Objective 3	\$ -	\$ 70,000	\$ 107,000
Goal 4, Objective 5	\$ 3,382,200	\$ 1,491,700	\$ 1,623,700
<b>Goal 4 Total</b>	<b>\$ 7,048,900</b>	<b>\$ 6,429,400</b>	<b>\$ 16,489,900</b>
<b>Grand Total**</b>	<b>\$ 27,496,991</b>	<b>\$ 39,528,681</b>	<b>\$ 72,775,544</b>

*\*Goals and Objectives not listed on this table or the next, are not directly associated with a CIAP project and instead are reflected in core programs or functions within departmental operational activities—refer to department pages for list of core programs and functions.*

*\*\*The significant increase in budget from FY27 to FY28 is primarily associated with the construction of the Coastal Field Office and the Highway 17 Crossing. Note: budgets are still under refinement, with final budget numbers being prepared in time for the upcoming Action Plan and Budget Committee meeting. This notable budget jump may potential smoothen out with the refinements.*

CIAP Linkage Summary by Secondary Strategic Plan Goal

Secondary Strategic Plan Linkage	Total FY26 Estimated Budget	Total FY27 Estimated Budget	Total FY28 Estimated Budget
Goal 1			
Goal 1, Objective 2	\$ 5,835,630	\$ 3,826,755	\$ 17,509,000
Goal 1, Objective 3	\$ 252,926	\$ 293,000	\$ -
Goal 1, Objective 4	\$ 60,000	\$ 80,000	\$ 105,000
<b>Goal 1 Total</b>	<b>\$ 6,148,556</b>	<b>\$ 4,199,755</b>	<b>\$ 17,614,000</b>
Goal 2			
Goal 2, Objective 1	\$ 40,000	\$ 80,000	\$ 10,000
Goal 2, Objective 2	\$ 4,270,205	\$ 7,173,548	\$ 7,746,500
Goal 2, Objective 3	\$ 263,876	\$ 996,000	\$ 828,000
Goal 2, Objective 4	\$ 295,000	\$ 537,000	\$ 640,000
Goal 2, Objective 5	\$ 1,119,066	\$ 880,369	\$ 1,852,823
<b>Goal 2 Total</b>	<b>\$ 5,988,147</b>	<b>\$ 9,666,917</b>	<b>\$ 11,077,323</b>
Goal 3			
Goal 3, Objective 1	\$ 29,350	\$ 180,000	\$ 265,000
Goal 3, Objective 2	\$ 3,040,896	\$ 9,632,091	\$ 5,866,300
Goal 3, Objective 3	\$ -	\$ 5,000	\$ -
Goal 3, Objective 4	\$ 75,000	\$ -	\$ -
<b>Goal 3 Total</b>	<b>\$ 3,145,246</b>	<b>\$ 9,817,091</b>	<b>\$ 6,131,300</b>
Goal 4			
Goal 4, Objective 1	\$ 67,200	\$ 167,200	\$ 167,200
Goal 4, Objective 5	\$ 3,398,000	\$ 4,186,500	\$ 14,324,000
<b>Goal 4 Total</b>	<b>\$ 3,465,200</b>	<b>\$ 4,353,700</b>	<b>\$ 14,491,200</b>
<b>Grand Total</b>	<b>\$ 18,747,149</b>	<b>\$ 28,037,463</b>	<b>\$ 49,313,823</b>



# FY26 Big Rocks List

## Climate Resilience & Biodiversity

Alma Road Newt Crossing

Los Gatos Creek Watershed Phase 2

Wildlife Corridor: Highway 17 Crossing

## Purisima Creek Redwoods

Purisima-to-the-Sea Parking

Purisima-to-the-Sea Trail

Hwy 35 Multi-Use Trail Xing/Parking

Purisima Creek Rd Vehicle Access

Purisima Comp Use and Mgmt Plan

## Public Access & Trails

Bay Area Ridge Trail: Highway 17 Crossing

La Honda Creek Parking & Trailhead Access Phase 1

## Implement FOSM Refresh

Financial and Operational Sustainability Model Update

Recruitments

## Infrastructure Improvements

Coastal Field Office Build Out

Skyline Field Office Renovation